YAMAHA



CATALOGO DE REPUESTOS

YP250 (5SJ9) SPAIN

1B5SJ-352SB

(2B5SJ-352SB)

YAMAHA GENUINE Parts & Accessories

YP250
CATALOGO DE REPUESTOS
©2002 por Yamaha Motor Co., Ltd.
1ª edición, diciembre 2002
Todos los derechos reservados.
Toda reproducción o uso no autorizado
sin el consentimiento escrito de
Yamaha Motor Co., Ltd.
quedan expresamente prohibidos
Impreso en Japón.

A3

A4

PROLOGO

Este catálogo de repuestos corresponde a las piezas para el o los modelos que figuran en la página de portada. Al formular el pedido de repuestos, se ruega citar este catálogo y especificar correctamente el número y el nombre de las piezas.

1. Las modificaciones y agregados que se hayan realizado después de la edición de este Catálogo de Repuestos, serán anunciados en las Informaciones de Recambios Yamaha.
   Es recomendable que se hagan las correcciones necesarias en el Catálogo de Repuestos de acuerdo con las Informaciones de Recambios Yamaha.

2. Abreviaciones
   En este. Catálogo de Repuestos se emplean las siguientes abreviaciones.

   "UR" Usar el número de partes especificado
   "UN" Usar la cantidad necesaria
   "AP" Piezas sustitutivas
   "LM" Fabricación local (Hay que pedir los repuestos en las cercanías)
   "F#" Nº de bastidor (Nº aplicable a la máquina)
   "O/S" Sobredimensionado

3. La cantidad de componentes para el montaje
   - Los componentes, suministrados como conjunto, se describen con un punto (.) que precede al nombre del parte como se indica a continuación.
   - La numeración que aparece a la derecha de cada descripción indica la cantidad de partes por cada unidad de conjunto.

CODIGO Nº	DESCRIPCION	CANT.	OBSERVACIONES
2F5–83310–60	ENSAMBLAJE DE LA LUZ	2	
115–83311–60	.BOMBILLA (6V–18W)	1	

4. Los colores de los componentes se indican como sigue en la columna de "OBSERVACIONES".

CODIGO Nº	DESCRIPCION	CANT.	OBSERVACIONES
2N4–24110–00–X5	COMP. DEL TANQUE	2	MXR
3J1–24240–10	.GRAFICO, DEL TANQUE	1	PARA MXR

5. Debe tenerse en cuenta que las ilustraciones sirven como guia para la búsqueda de los números de partes y no deben usarse para el montaje. Durante el montaje, se recomienda usar el manual de taller correspondiente.

6. EL asterisco (*) antes del número de referencia indica los elementos modificados después de la primera edición.

7. Números de serie

Nº de Serie del motor

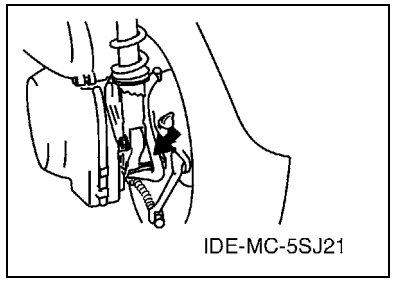

Nº de Serie del bastidor

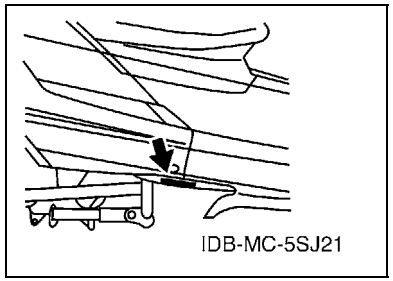

8. Códigos de color aplicables

Abreviatura	Nombre de color	Código de color
DNBME	DARK GRAYISH BLUE METALLIC E	0866
DNMA	DARK GRAY METALLIC A	0821
DRMD	DULL RED METALLIC D	0779
MAS	MARBLE SILVER	000L
SL	SILVER	0035

ROTULO DE MODELO

(1) El rótulo llamada “Rótulo de Modelo” está en la ubicación indicada abajo en el (3). Cuando se utilice este catálogo de repuestos, se ruega cotejar entre el “código de modelo–número de código de producción” del catálogo y el “código de modelo–número de código de producción” indicado en el Rótulo de Modelo fijado en el producto correspondiente.

(2) Indicación del “Rótulo de Modelo”

a b ○ xxxx – xxx ● x c	a: Código de tipo de Modelo b: Número de código de Producción c: Tipo de color

○ 4TW1–010 ● A

(3) Ubicación de fijación del Rótulo de Modelo

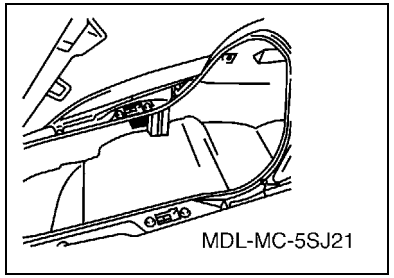

(4) Información de Color

Código de Modelo	Código de tipo de color	Código de color	Nombre de color	Abreviatura
5SJ9	A	000L	MARBLE SILVER	MAS
	B	0779	DULL RED METALLIC D	DRMD
	C	0866	DARK GRAYISH BLUE METALLIC E	DNBME
	D	0821	DARK GRAY METALLIC A	DNMA

(5) Código de Modelo–Número de código de Producción del Modelo Listado en este Catálogo de Repuestos

Código de Modelo	Número de Código de Producción	País (destino)
5SJ9	040	SPAIN

CONTENIDO

MOTOR

CILINDRO B2
CIGUENAL. PISTON B3
VALVULA B4
ARBOL DE LEV. CADENA B5
BOMBA DE AGUA B6
RADIADOR. MANGUELA B7
BOMBA DE ACEITE B9
ADMISION B10
CARBURADOR B11
DESCARGA B13
CARTER B15
CUBIERTA DE CARTER 1 ..... C3
ARRANQUE C5
EMBRAGUE C6
TRANSMISION C8

SHASIS

CUADRO C9
GUARDABARRO C10
CUBIERTA LATERAL C11
BRAZO TRASERO. SUSPENSION C13
DIRECCION C14
DEPOSITO DE COMBUSTIBLE D2
ASIENTO D4
RUEDA DELANTERA D6
CALIBRE FRENO DELANTERA D7
RUEDA TRASERA D8
CALIBRE FRENO TRASERA D9
MANUBRIO. CABLE D10
CILINDRO MAESTRO DELANTERO D11
SOPORTE. APOYAPIE D12
PATA PROTEGIDA D14
GENERADOR E3
MOTOR DE ARRANQUE E4
LUZ DE DESTELLADOR E5
MEDIDOR E6
FARO DELANTERO E7
LUZ DE COLA E8
INTERRUPTOR DE MANIJA. PALANCA E9
EQUIPO ELECTRICO 1 ..... E10
EQUIP0 ELECTRICO 2 ..... E12

INDICE

INDICE NUMERICO M1

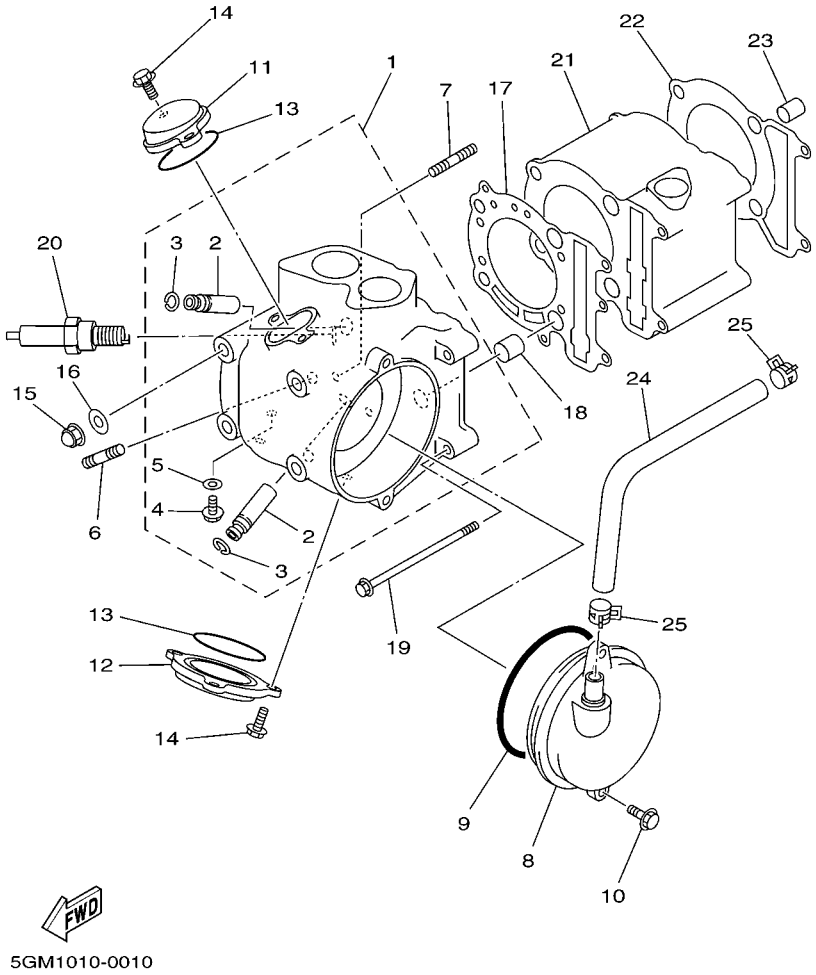

FIG. 1 CILINDRO

REF. Nº	CODIGO Nº	DESCRIPCION	5SJ9					OBSERVACIONES
1	5GM–11101–00	CULATA DE CILINDRO COMPLETA	1					
2	4G0–11133–10	.GUIA VALV.DE ADM.	2					
3	93440–10085	.PRESILLA REDONDA	2					
4	90153–06029	.TORNILLO HEXAGONAL	1					
5	90430–06014	.JUNTA	1					
6	95617–08620	PERNO DE PUNTAL	2					
7	95617–06615	PERNO DE PUNTAL	2					
8	4HC–11160–00	RESPIRADERO COMPLETO	1					
9	93210–92448	ANILLO O	1					
10	95027–06020	PERNO, DE BRIDA	2					
11	3GC–11186–00	CUBIERTA CULATA CIL.LAT.2	1					
12	3GC–11187–00	CUBIERTA CULATA CIL.LAT.3	1					
13	93210–57634	ANILLO O	2					
14	95027–06020	PERNO, DE BRIDA	5					
15	90176–08026	TUERCA CORONA	4					
16	90201–08609	ARANDELA PLANA	4					
17	4HC–11181–01	JUNTA, DE CULATA 1	1					
18	99530–14016	PASADOR, DE ESPIGA	2					
19	95027–06120	PERNO, DE BRIDA	2					
20	94701–00333	BUJIA (NGK DR8EA)	1					
21	4HC–11311–00	CILINDRO 1	1					
22	4HC–11351–00	JUNTA, DE CILINDRO	1					
23	99530–10114	PASADOR, DE ESPIGA	2					
24	4HC–11166–00	TUBO RESPIRADERO 1	1					
25	90467–13064	PRESILLA	2					

FIG. 2 CIGUENAL. PISTON

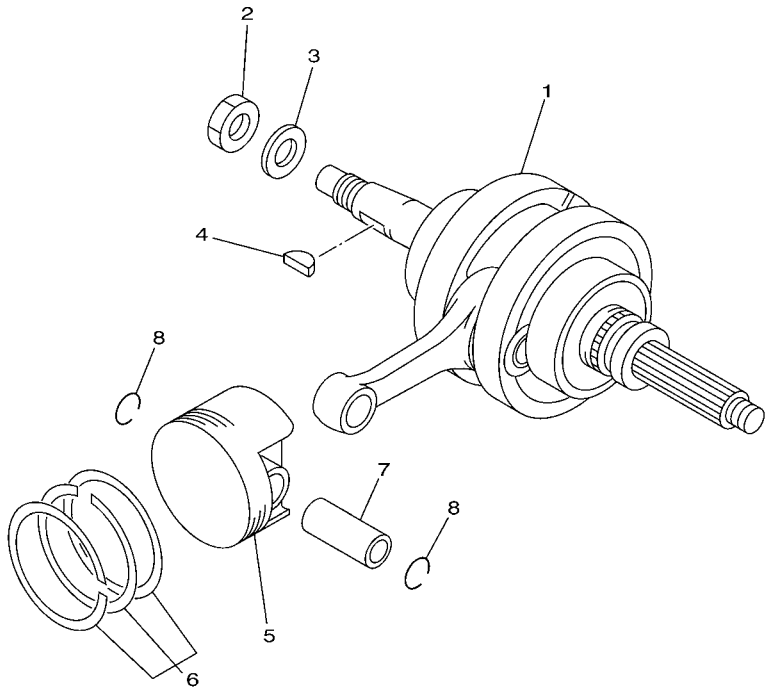

5GM1010-0020

REF. Nº	CODIGO Nº	DESCRIPCION	5SJ9					OBSERVACIONES
1	5GM–11400–10	CIGUENAL COMPLETO	1					
2	90170–16425	TUERCA	1					
3	90201–160F6	ARANDELA PLANA	1					
4	90280–05013	CUNA WOODRUFF	1					
5	4HC–11631–01	PISTON (NORMA)	1					
	4HC–11636–01	PISTON (0.50MM O/S)	1					AP
	4HC–11638–01	PISTON (1.00MM O/S)	1					AP
6	4HC–11603–00	JUEGO DE ANILLOS (NORMA)	1					
	4HC–11605–00	JUEGO DE ANILLOS (0.50MM O/S)	1					AP
	4HC–11607–00	JUEGO DE ANILLOS (1.00MM O/S)	1					AP
7	4JH–11633–00	PASADOR, PISTON	1					
8	90468–12069	PRESILLA	2					

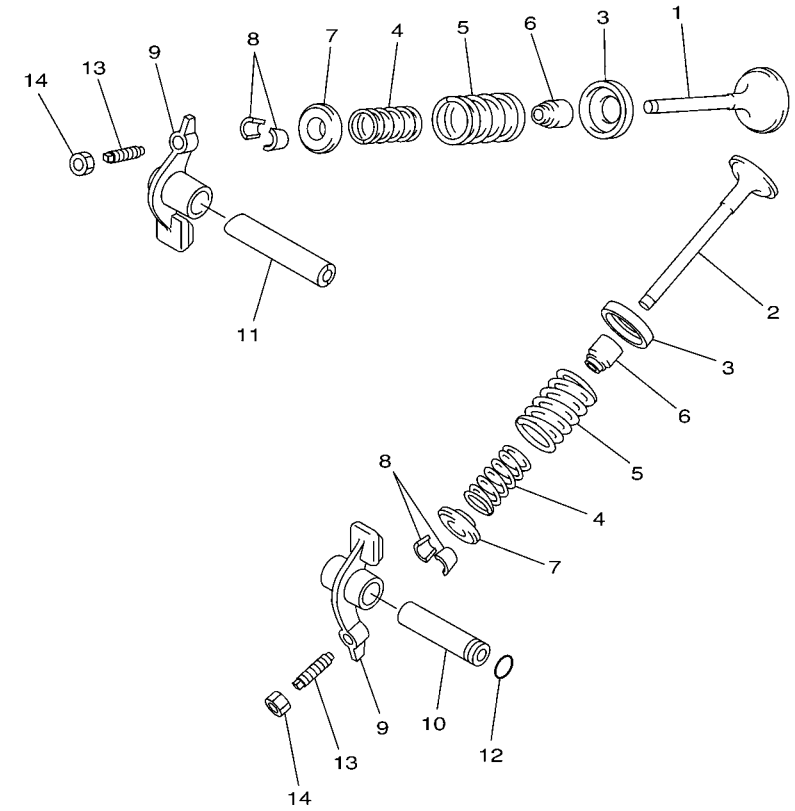

4HC1010-5030

FIG. 3 VALVULA

REF. Nº	CODIGO Nº	DESCRIPCION	5SJ9					OBSERVACIONES
1	5GM–12111–00	VALVULA DE ADMISION	1					
2	5H0–12121–01	VALVULA DE ESCAPE	1					
3	4G0–12116–01	ASIENTO RESORTE DE VALVULA	2					
4	4HC–12113–00	RESORTE VALVULA INTERNA	2					
5	4HC–12114–00	RESORTE VALVULA EXTERIOR	2					
6	5H0–12119–00	SELLO DE ACEITE VALVULA	2					
7	4G0–12117–00	RETEN RESORTE DE VALVULA	2					
8	4G0–12118–00	SEGURO DE VALVULA	4					
9	36X–12151–00	BRAZO DE BALANCIN DE VALVULA	2					
10	3Y1–12156–00	EJE DE BALANCIN	1					
11	5H0–12146–00	ARBOL DE BALANCIN	1					
12	93210–09165	ANILLO O	1					
13	2NX–12159–00	TORNILLO DE AJUSTE DE VALVULA	2					
14	90170–06128	TUERCA	2					

FIG. 4 ARBOL DE LEV. CADENA

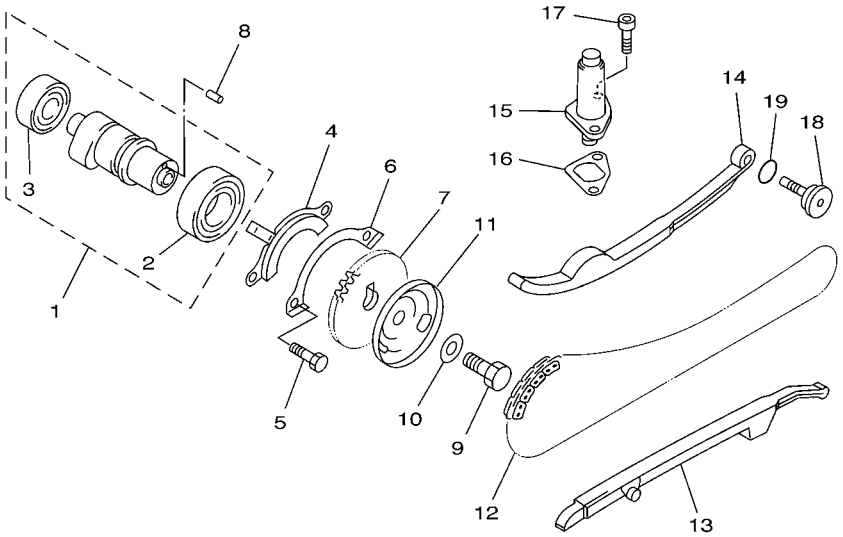

4HC1010-5040

REF. Nº	CODIGO Nº	DESCRIPCION	5SJ9					OBSERVACIONES
1	4HC–12170–00	ARBOL DE LEVAS COMPLETO 1	1					
2	93306–00518	.COJINETE	1					
3	93306–20204	.COJINETE	1					KOYO
4	4GA–1111F–00	PLACA	1					
5	97007–06012	PERNO	2					
6	90215–06184	ARANDELA DE CIERRE	1					
7	4HC–12176–00	CATALINA DE CADENA	1					
8	93604–10011	PASADOR DE CLAVIJA	1					
9	90101–10303	TORNILLO	1					
10	90201–10591	ARANDELA PLANA	1					
11	4KB–11145–00	PLACA RESPIRADERO 2	1					
12	94581–63104	CADENA	1					
13	4HC–12231–00	TOPE DE GUIA 1	1					
14	4HC–12241–00	TOPE DE GUIA 2	1					
15	2UJ–12210–01	TENSOR CADENA DE LEVA	1					
16	4RF–12213–00	EMPAQUE DE CAJA TENSOR	1					
17	91317–06014	PERNO	2					
18	4HC–12157–00	TORNILLO	1					
19	93210–15171	ANILLO O	1					

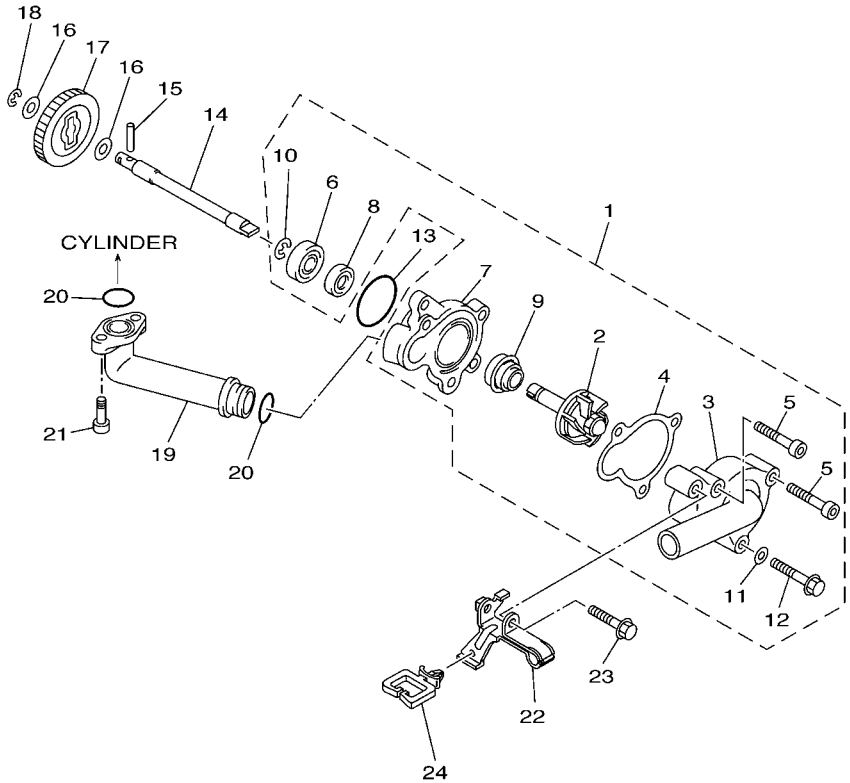

5SJ2300-A050

FIG. 5 BOMBA DE AGUA

REF. Nº	CODIGO Nº	DESCRIPCION	5SJ9					OBSERVACIONES
1	5GM–12420–01	BOMBA DE AGUA COMPLETA	1					
2	5GM–12450–01	.EJE IMPULSOR COMPLETO	1					
3	4HC–12422–01	.CUBIERTA DE CAJA	1					
4	4HC–12428–10	.JUNTA, DE CBTA.CAJA 2	1					
5	91317–06035	.PERNO	2					
6	93306–00006	.COJINETE	1					
7	4HC–12421–00	.CAJA DE BOMBA DE AGUA	1					
8	93101–10090	.SELLO ACEITE	1					
9	11H–12438–10	.SELLO MECANICO	1					
10	99009–10400	.PRESILLA REDONDA	1					
11	90430–06014	.JUNTA	1					
12	95027–06035	.PERNO, DE BRIDA	1					
13	93210–33133	ANILLO O	1					
14	5GM–12426–00	EJE	1					
15	93603–22028	PASADOR DE CLAVIJA	1					
16	90201–08512	ARANDELA PLANA	2					
17	4HC–12459–00	ENGRANAJE EJE IMPULSOR	1					
18	99001–07600	PRESILLA REDONDA	1					
19	4HC–12446–00	JUNTA	1					
20	93210–16275	ANILLO O	2					
21	91317–06016	PERNO	2					
22	4HC–2637G–00	SOSTEN, DE CABLE	1					
23	95027–06030	PERNO, DE BRIDA	1					
24	90464–23199	BRIDA	1					

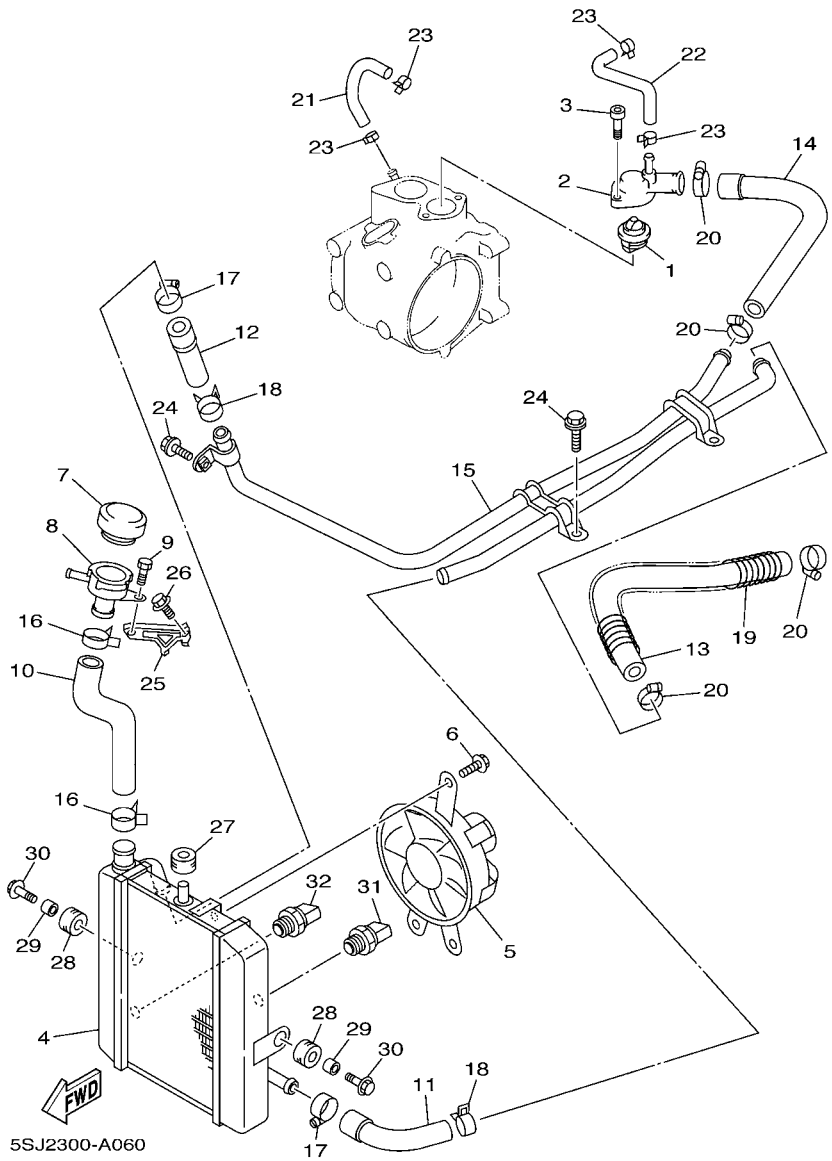

FIG. 6 RADIADOR. MANGUELA

REF. Nº	CODIGO Nº	DESCRIPCION	5SJ9					OBSERVACIONES
1	4HC–12411–00	TERMOSTAT	1					
2	4HC–12413–00	CUBIERTA TERMOSTATO	1					
3	91317–06020	PERNO	2					
4	5GM–12461–10	RADIADOR COMPLETO	1					
5	5GM–12405–00	COMPRESOR	1					
6	95024–06010	PERNO, DE BRIDA	3					
7	4JH–12462–00	TAPON, DEL RADIADOR	1					
8	4HC–12591–00	SOPORTE	1					
9	97007–05012	PERNO	1					
10	5GM–12481–00	TUBO 1	1					
11	5GM–12482–00	TUBO 2	1					
12	5GM–12483–00	TUBO 3	1					
13	5GM–12484–00	TUBO 4	1					
14	5GM–12485–00	TUBO 5	1					
15	5GM–12476–00	TUBO 6	1					
16	90467–26131	PRESILLA	2					
17	90450–28014	BRIDA, MANGUERA	2					
18	90467–22100	PRESILLA	2					
19	90501–14001	RESORTE DE COMPRESION	1					
20	90450–28014	BRIDA, MANGUERA	4					
21	4HC–12576–00	MANGUERA 1	1					
22	4HC–12577–00	MANGUERA 2	1					
23	90467–10038	PRESILLA	4					
24	95807–06010	TUERCA DE REBORDE	3					
25	5GM–12443–00	APOYO	1					
26	95807–06008	TUERCA DE REBORDE	1					
27	90480–14323	TAPON	1					

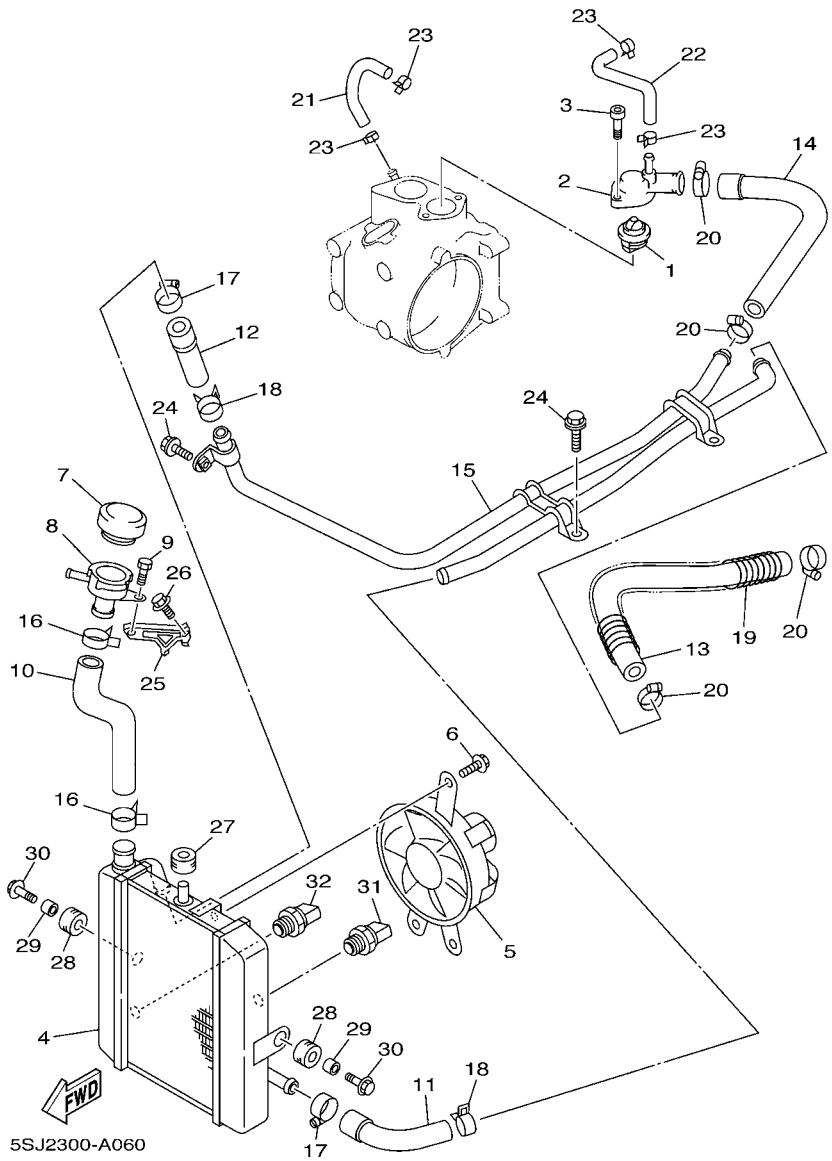

FIG. 6 RADIADOR. MANGUELA

REF. Nº	CODIGO Nº	DESCRIPCION	5SJ9					OBSERVACIONES
28	90480–16301	TAPON	2					
29	90387–0714B	COLLAR	2					
30	90119–06118	TORNILLO CON ARANDELA	2					
31	5GM–82560–00	INTER. DE TERMO	1					
32	5GH–82560–00	INTER. DE TERMO	1					

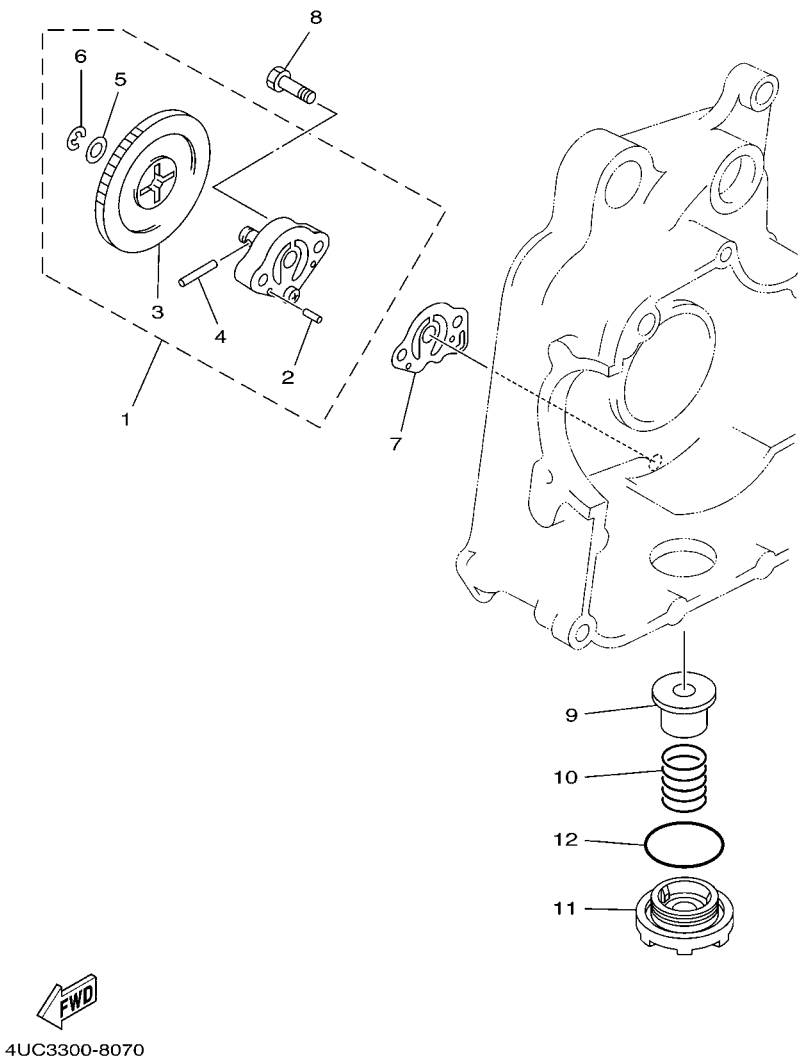

FIG. 7 BOMBA DE ACEITE

REF. Nº	CODIGO Nº	DESCRIPCION	5SJ9					OBSERVACIONES
1	4HC–13300–00	BOMBA DE ACEITE COMPLETA	1					
2	93603–12221	.PASADOR DE CLAVIJA	2					
3	4HC–13325–00	.ENGRANAJE IMPULSOR DE BOMBA	1					
4	93603–22028	.PASADOR DE CLAVIJA	1					
5	90201–08512	.ARANDELA PLANA	1					
6	99001–06600	.PRESILLA REDONDA	1					
7	4HC–13475–00	EMPAQUE	1					
8	92017–06025	PERNO	2					
9	51Y–13411–00	FILTRO DE ACEITE	1					
10	90501–18576	RESORTE DE COMPRESION	1					
11	4HC–15351–00	TAPON DE DRENAJE	1					
12	93210–35520	ANILLO O	1					

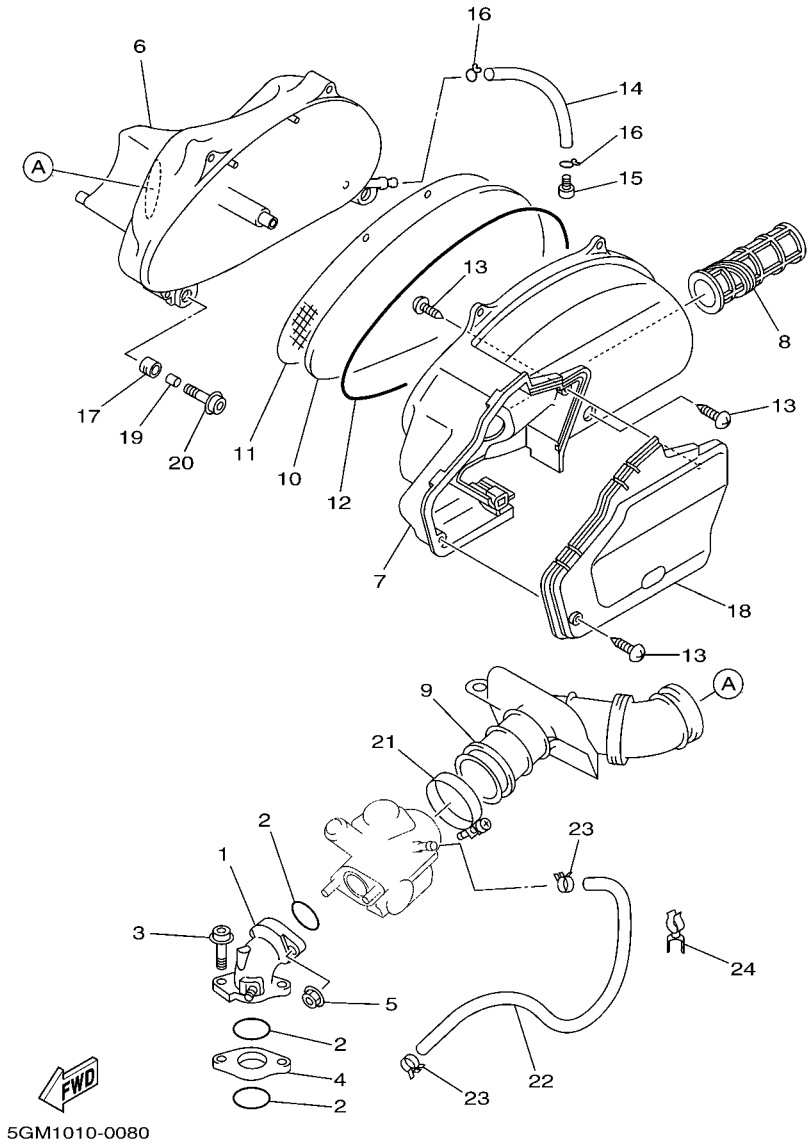

FIG. 8 ADMISION

REF. Nº	CODIGO Nº	DESCRIPCION	5SJ9					OBSERVACIONES
1	4HC–13586–11	TOBERA DE CARBURADOR 1	1					
2	93210–35537	ANILLO O	3					
3	90109–067E6	PERNO	2					
4	4HC–13595–00	TOBERA	1					
5	95707–06500	TUERCA DE BRIDA	2					
6	4HC–14411–00	CAJA FILTRO DEL AIRE 1	1					
7	5GM–14412–01	TAPA CAJA DEL FILTRO 1	1					
8	5GM–14437–00	CONDUCTO	1					
9	4HC–14453–01	UNION DEL FILTRO DEL AIRE 1	1					
10	4HC–14451–00	ELEMENTO DEL FILTRO DEL AIRE	1					
11	4HC–14472–00	PLACA DE ELEMENTO	1					
12	4HC–14452–00	SELLO	1					
13	97707–50125	TORNILLO ROSCA HEMBRA	7					
14	90446–11303	TUBO RESEIRADERO	1					
15	90338–08174	TAPON	1					
16	90467–10008	PRESILLA	2					
17	90480–13598	TAPON	2					
18	5GM–1441A–00	CUBIERTA DE CAJA FILTRO 1	1					
19	90387–064W3	COLLAR	2					
20	90109–067E6	PERNO	2					
21	90450–60001	BRIDA, MANGUERA	1					
22	5GM–14294–00	MANGUERA	1					
23	90467–11032	PRESILLA	2					
24	90464–13001	BRIDA	1					

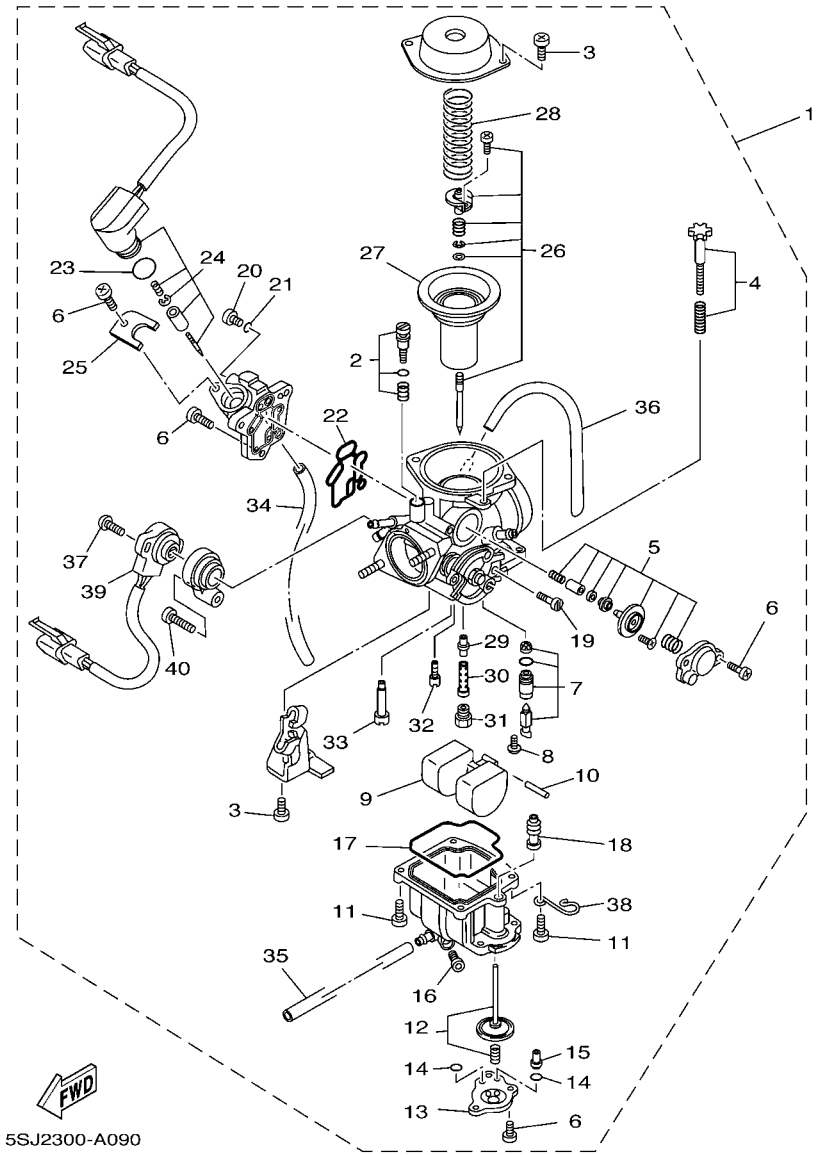

FIG. 9 CARBURADOR

REF. Nº	CODIGO Nº	DESCRIPCION	5SJ9					OBSERVACIONES
1	5GM–14301–11	CARBURADOR COMPLETO 1	1					
2	5GM–14105–00	.TORNILLO DE PILOTO	1					
3	97801–05010	.TORNILLO DE MUESCA	4					
4	4HC–14103–00	.CJTO. TORNILLO DEL RALENTI	1					
5	4HC–1490A–00	.CONTROL REMOTO	1					
6	214–24535–00	.TORNILLO ACCESORIO DE PALANC	9					
7	4HC–14390–00	.VALVULA DE AGUJA COMPLETA	1					
8	98901–04006	.TORNILLO	1					
9	25N–14385–00	.BOIA	1					
10	4KL–14386–00	.PASADOR DE BOIA	1					
11	98501–04012	.TORNILLO DE CABEZA CRUZADA	4					
12	4HC–1490H–08	.DIAFRAGMA	1					
13	4HC–14958–00	.CUBIERTA DE DIAFRAGMA	1					
14	4HC–14147–00	.ANILLO O	2					
15	4KL–14272–01	.ASIENTO DE VALVULA DE RETEN.	1					
16	4KL–14115–00	.TORNILLO, DE DRENAJE	1					
17	4KL–14384–00	.EMPAQUE DE CAMARA DE BOIA	1					
18	4KL–14404–00	.FUNDA	1					
19	4HC–14429–00	.TORNILLO	1					
20	4HC–14592–00	.TORNILLO	1					
21	5H0–14397–00	.ANILLO O	1					
22	4KL–14536–00	.EMPAQUE	1					
23	4KL–14397–00	.ANILLO O	1					
24	5GM–1410A–10	.JUEGO DE ARRANQUE	1					
25	4JP–14243–01	.PLACA	1					
26	5GM–1490J–00	.CJTO. AGUJA	1					
27	4HC–14340–01	.VALVULA COMPLETA	1					

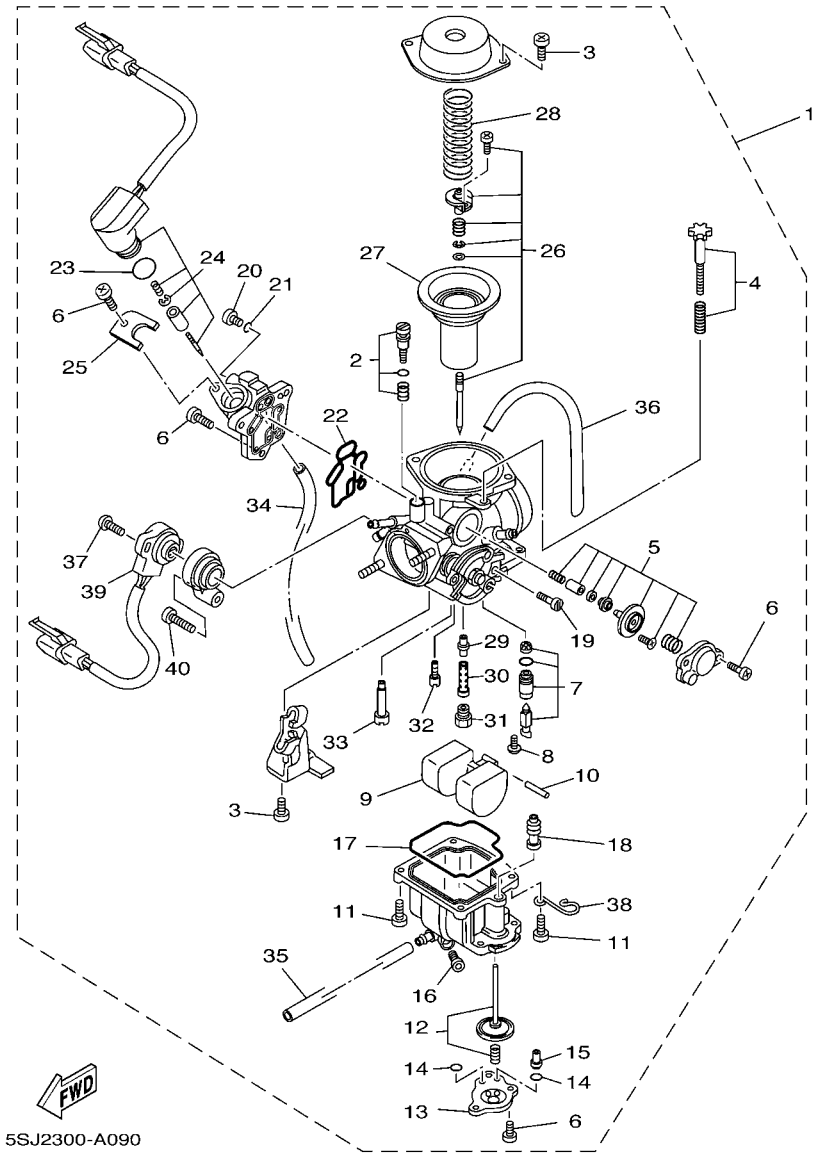

FIG. 9 CARBURADOR

REF. Nº	CODIGO Nº	DESCRIPCION	5SJ9					OBSERVACIONES
28	4HC–14286–00	.RESORTE	1					
29	4UC–14341–00	.BOQUILLA PRINCIPAL	1					
30	4UC–14341–10	.BOQUILLA PRINCIPAL	1					
31	50M–14343–64	.INYECTOR PRINCIPAL (#128)	1					
32	38V–14342–71	.ESPREA DE PILOTO(#43)	1					
33	50M–14355–00	.TAPON	1					
34	4HC–14197–00	.TUBO RESPIRADERO	1					
35	4HC–14196–00	.TUBO DE DRENASE	1					
36	5GM–14197–00	.TUBO RESPIRADERO	1					
37	5GM–14565–00	.TORNILLO	1					
38	5GM–14243–00	.GRAMPA	1					
39	5GM–85885–00	.TERMICA SENSORIO	1					
40	97801–05014	.TORNILLO DE MUESCA	1					

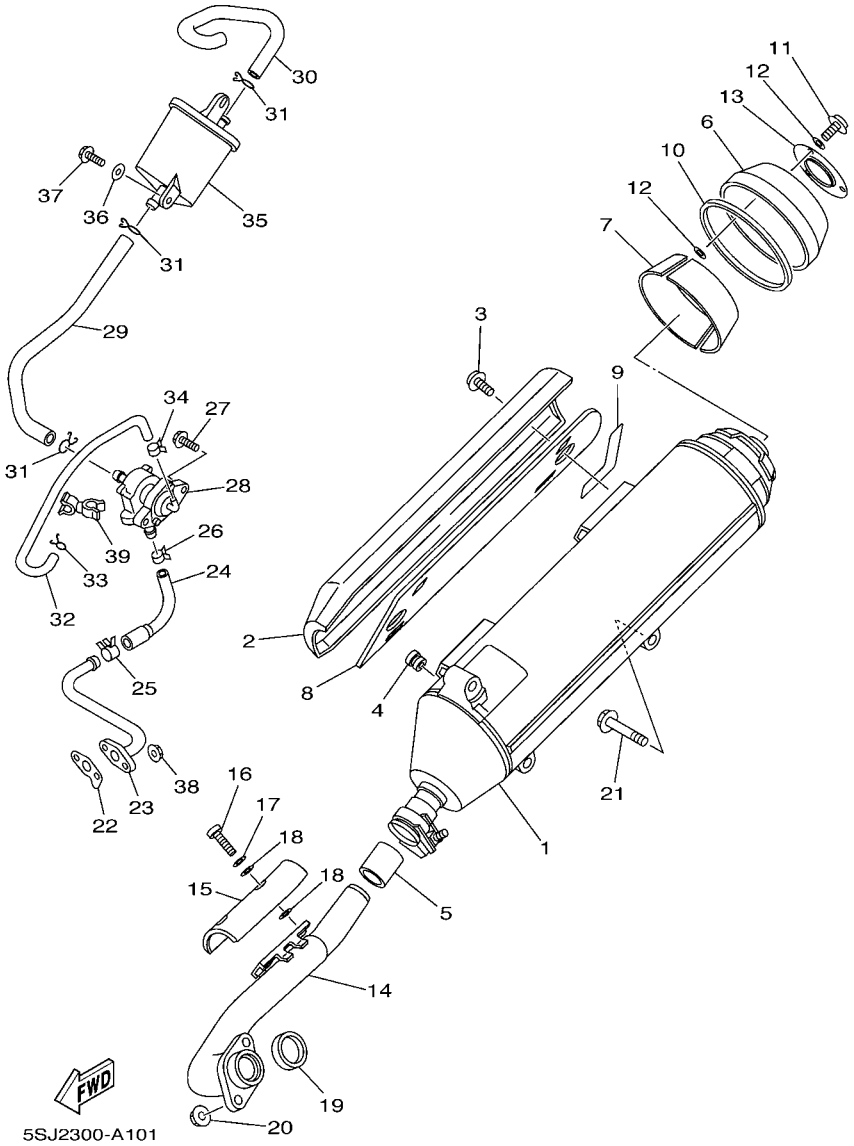

FIG. 10 DESCARGA

REF. Nº	CODIGO Nº	DESCRIPCION	5SJ9					OBSERVACIONES
1	5RB–14711–00	SILENCIADOR 1	1					
2	5SJ–14718–00	PROTECTOR DE SILENCIADOR 1	1					
3	90111–06015	TORNILLO	2					
4	90480–10332	TAPON	2					
5	4BH–14714–00	EMPAQUE DE SILENCIADOR	1					
6	5SJ–14799–00	TAPA	1					
7	5GM–14728–00	PROTECTOR DE SILENCIADOR	2					
8	5GM–14738–00	PROTECTOR DE SILENCIADOR 3	1					
9	5RB–14758–00	PROTECTOR DE SILENCIADOR	1					
10	5RB–14748–00	PROTECTOR DE SILENCIADOR 4	1					
11	90111–06020	TORNILLO	3					
12	5RB–14766–00	ARANDELA DE PROTECTOR	6					
13	5GM–1482K–00	PLACA	1					
14	5GM–14611–10	TUBO DE ESCAPE 1	1					
15	4HC–14628–00	PROTECTOR DE TUBO DE ESCAPE	1					
16	92017–06012	PERNO	2					
17	92907–06200	ARANDELA	2					
18	4BD–14766–00	ARANDELA DE PROTECTOR	4					
19	3MT–14613–00	JUNTA, TUBO DE ESCAPE	1					
20	95607–08200	TUERCA DE AUTO-CIERRE	2					
21	95817–10050	TUERCA DE REBORDE	3					
22	5GM–14815–00	EMPAQUE	1					
23	5GM–14871–01	TUBO DE COMBUSTIBLE	1					
24	5GM–14881–00	TUBO 1	1					
25	90467–16181	PRESILLA	1					
26	90467–13062	PRESILLA	1					
27	95807–06020	TUERCA DE REBORDE	2					

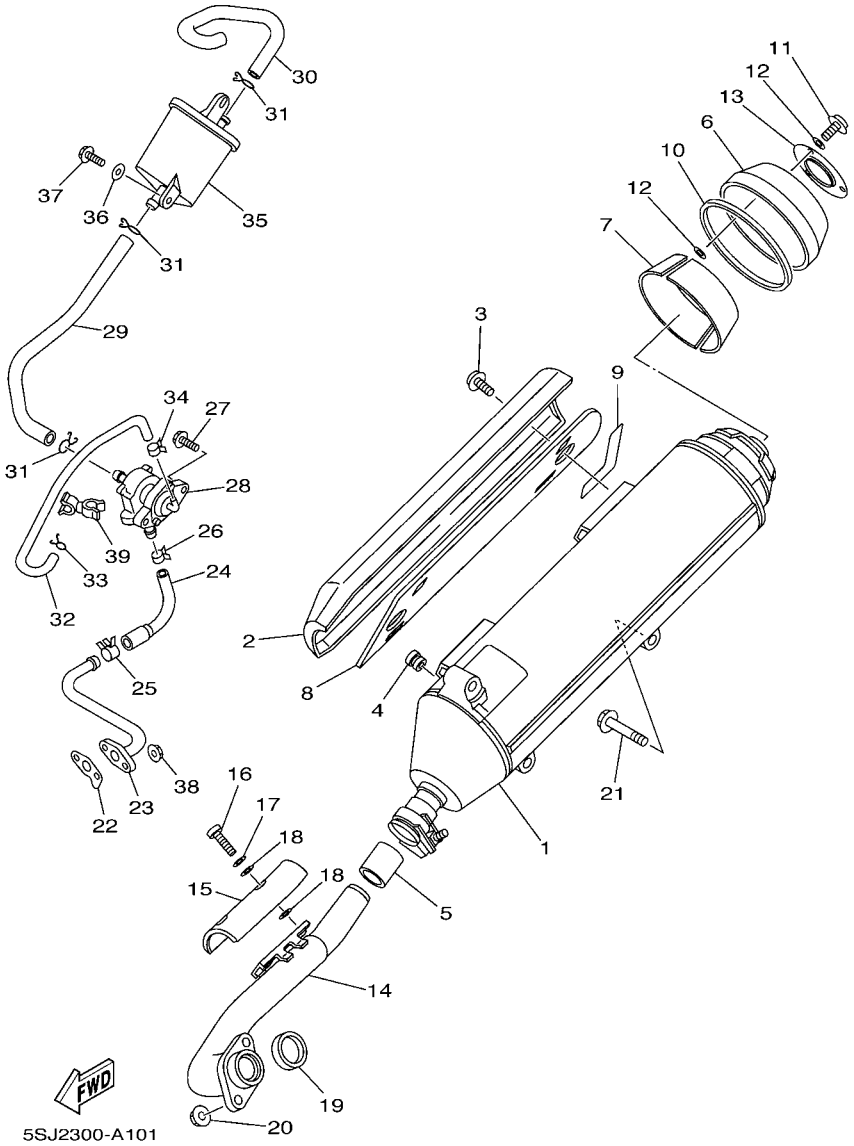

FIG. 10 DESCARGA

REF. Nº	CODIGO Nº	DESCRIPCION	5SJ9					OBSERVACIONES
28	5GM–14803–00	VALVULA DE AIRE COMPLETA	1					
29	5GM–14882–00	TUBO 2	1					
30	5GM–14883–00	TUBO 3	1					
31	90467–16195	PRESILLA	3					
32	5GM–13542–00	MANGUERA, DE VACIO 1	1					
33	90467–09006	PRESILLA	1					
34	90467–07138	PRESILLA	1					
35	5GM–14806–00	FILTRO DE AIRE COMPLETO	1					
36	90201–06380	ARANDELA PLANA	2					
37	95807–06014	TUERCA DE REBORDE	2					
38	95607–06200	TUERCA DE AUTO-CIERRE	2					
39	90464–11004	BRIDA	1					

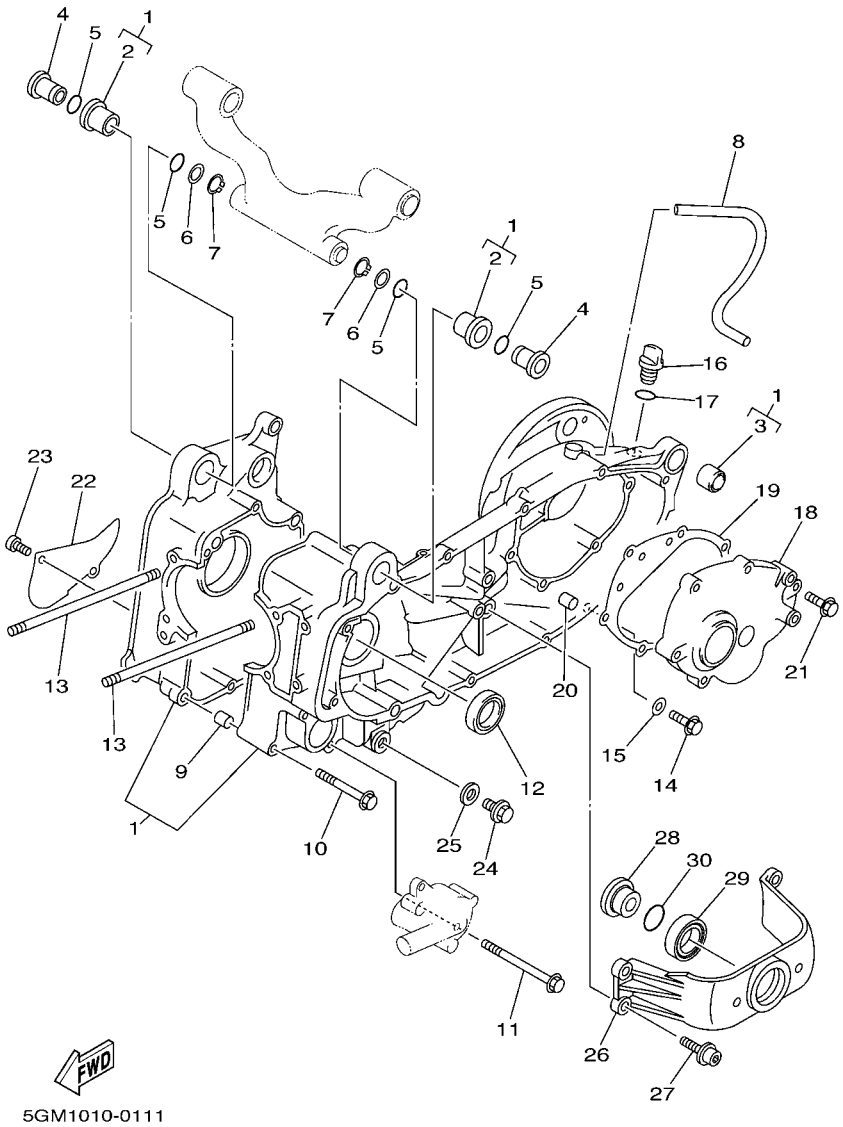

FIG. 11 CARTER

REF. Nº	CODIGO Nº	DESCRIPCION	5SJ9					OBSERVACIONES
1	5GM–15100–00	CARTER COMPLETO	1					
2	4HC–15378–00	.SOPORTE	2					
3	164–22216–00	.BUJE DEL AMORTIGUADOR TRASERO	1					
4	90387–1006J	COLLAR	2					
5	93210–16275	ANILLO O	4					
6	90201–16242	ARANDELA PLANA	2					
7	99009–16400	PRESILLA REDONDA	2					
8	90445–135J8	TUBO (L330)	1					
9	99530–10114	PASADOR, DE ESPIGA	2					
10	95027–06070	PERNO, DE BRIDA	4					
11	95027–06100	PERNO, DE BRIDA	5					
12	93102–30284	SELLO ACEITE	1					
13	90116–08591	ESPARRAGO	4					
14	95817–08016	TUERCA DE REBORDE	1					
15	90430–08119	JUNTA	1					
16	2T4–15363–00	TAPON DE ACEITE	1					
17	93210–14104	ANILLO O	1					
18	5GM–15421–00	TAPA DE CARTER DERECHA	1					
19	4HC–15461–00	JUNTA TAPA CARTER DRCHO	1					
20	99530–10114	PASADOR, DE ESPIGA	2					
21	95027–08040	PERNO, DE BRIDA	6					
22	4HC–15492–00	CUBIERTA	1					
23	91317–06014	PERNO	2					
24	90340–12059	TORNILLO, DE DRENAJE	1					
25	90430–12213	JUNTA	1					
26	5GM–15199–00	SOPORTE	1					
27	90109–082F5	PERNO	4					

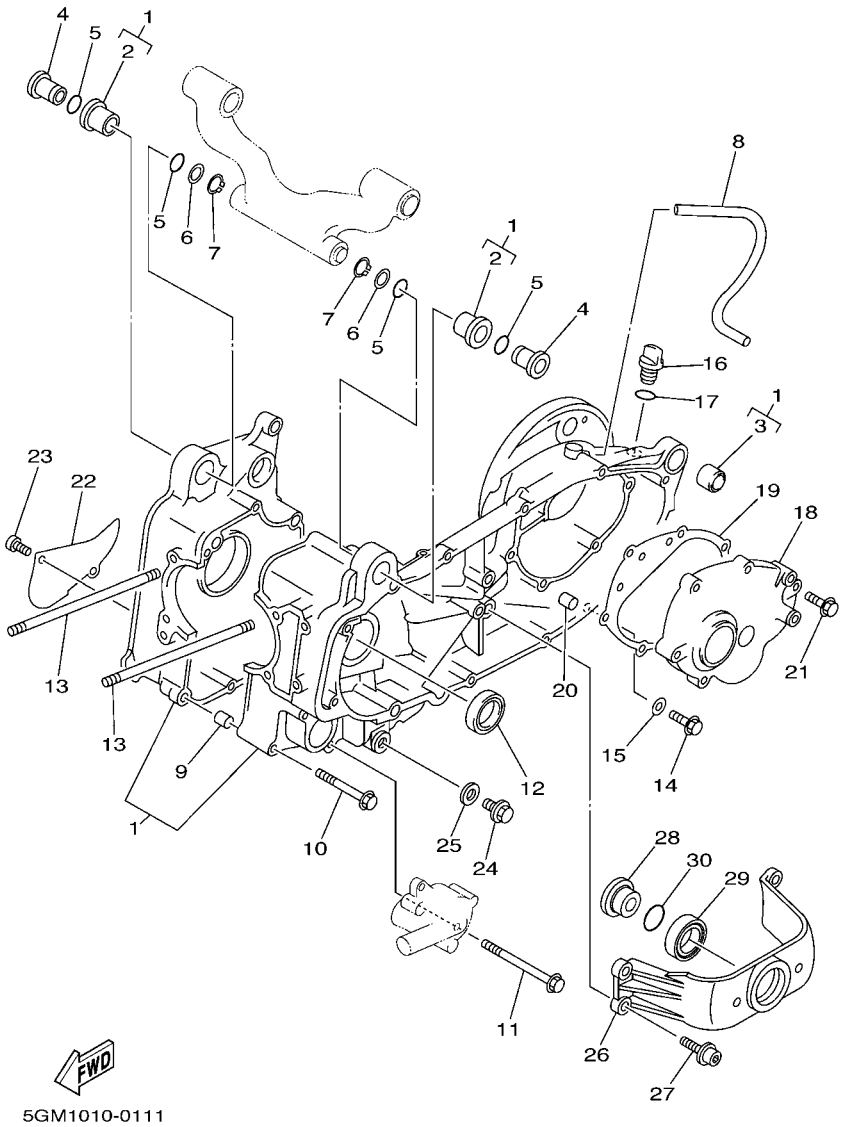

FIG. 11 CARTER

REF. Nº	CODIGO Nº	DESCRIPCION	5SJ9					OBSERVACIONES
28	5GM–17649–00	ESPACIADOR	1					
29	93306–90603	COJINETE	1					
30	93210–27672	ANILLO O	1					

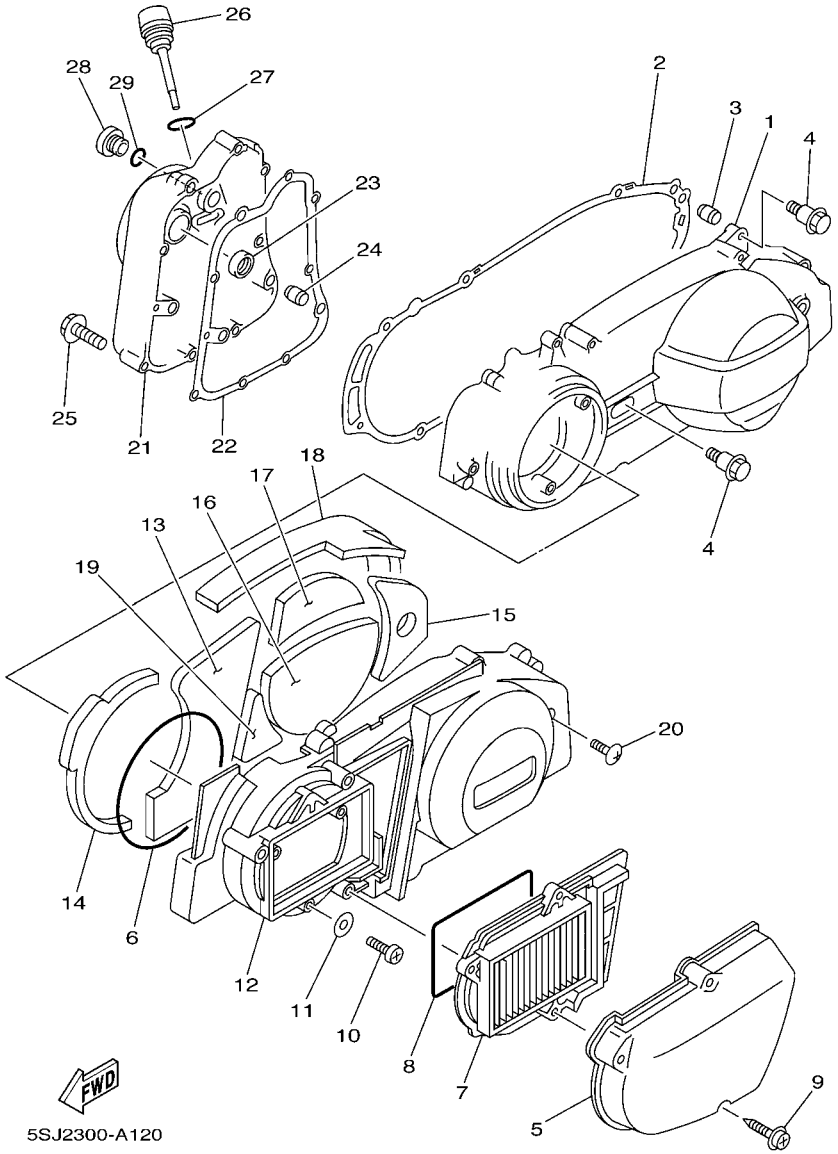

FIG. 12 CUBIERTA DE CARTER 1

REF. Nº	CODIGO Nº	DESCRIPCION	5SJ9					OBSERVACIONES
1	5GM–15411–00	CUBIERTA DE CARTER 1	1					
2	5GM–15451–00	EMPAQ DE CUBIERTA DE CARTER	1					
3	99530–10114	PASADOR, DE ESPIGA	2					
4	90109–06030	PERNO	8					
5	5GM–15471–00	CONDUCTO DE AIRE	1					
6	4HC–15472–00	SELLO DE CONDUCTO DE AIRE	1					
7	5GM–15407–00	ELEMENTO 1	1					
8	17W–14462–00	SELLO	1					
9	90167–05003	TORNILLO DE ROSCA HEMBRA	3					
10	98507–06020	TORNILLO DE CABEZA CON PLANA	3					
11	92907–06600	ARANDELA	3					
12	5GM–15431–00	CUBIERTA DE CARTER 3	1					
13	5GM–15316–00	AMORT. MONTANTE MOTOR 1	1					
14	5GM–15326–00	AMORT. MONTANTE MOTOR 2	1					
15	5GM–15335–00	AMORTIGUADOR 3	1					
16	5GM–15337–00	COLLAR	1					
17	5GM–15338–00	AMORTIGUADOR	1					
18	5GM–15491–00	PROTECTOR	1					
19	5GM–15499–00	PROTECTOR	1					
20	3KJ–15481–00	PERNO 1	1					
21	5GM–15417–00	CUBIERTA DE TAPA	1					
22	4HC–15453–00	EMPAQ	1					
23	93101–14092	SELLO ACEITE (S7-14-25-5.5-HS)	1					
24	99530–10114	PASADOR, DE ESPIGA	2					
25	95027–06040	PERNO, DE BRIDA	10					
26	4HC–15363–00	TAPON DE ACEITE	1					
27	93210–19123	ANILLO O	1					

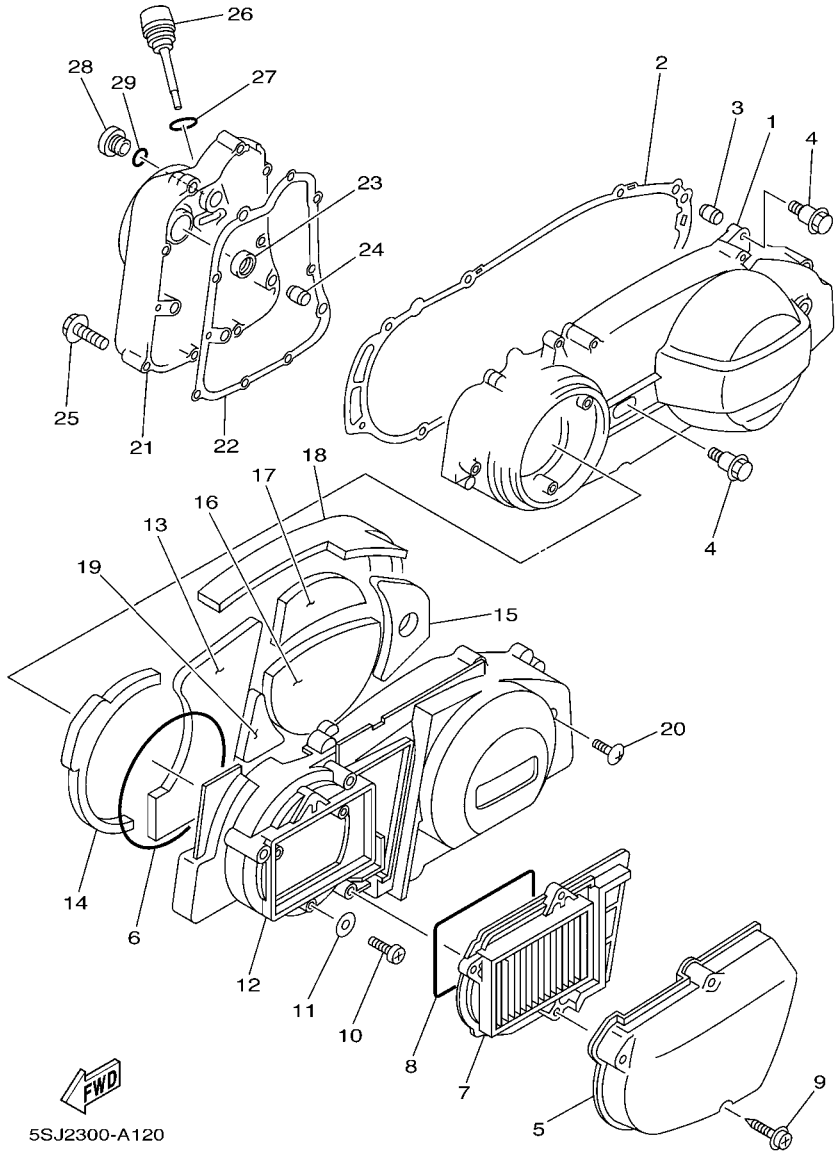

FIG. 12 CUBIERTA DE CARTER 1

REF. Nº	CODIGO Nº	DESCRIPCION	5SJ9					OBSERVACIONES
28	36Y–15189–00	TAPON	1					
29	93210–16325	ANILLO O	1					

FIG. 13 ARRANQUE

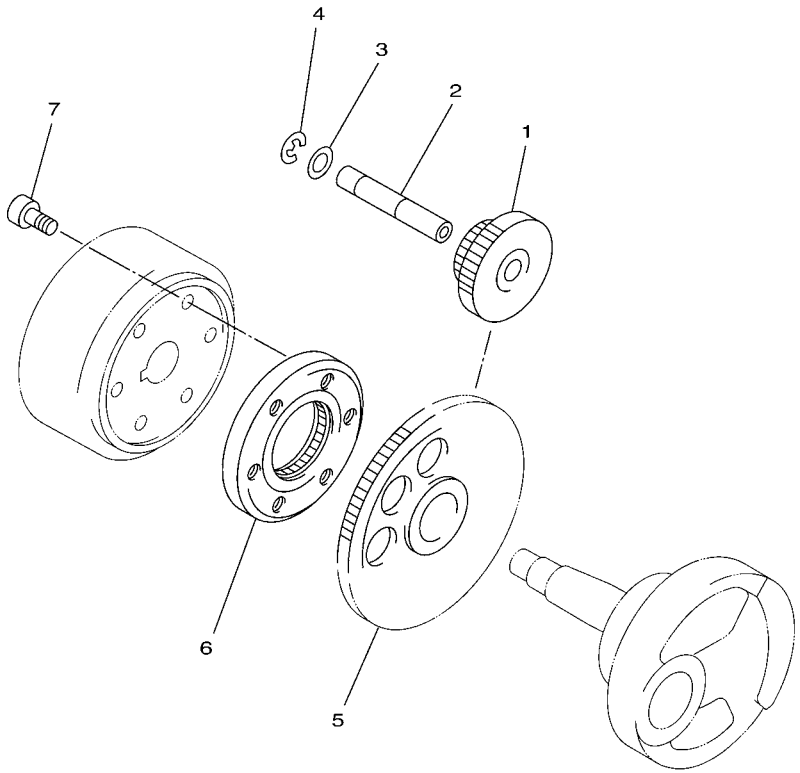

4HC1010-5130

REF. Nº	CODIGO Nº	DESCRIPCION	5SJ9					OBSERVACIONES
1	4HC–15512–00	ENGRENAJE NEUTRO	1					
2	2HT–15521–00	EJE 1	1					
3	90201–12166	ARANDELA PLANA	1					
4	99009–12400	PRESILLA REDONDA	1					
5	4HC–15517–00	ENGRENAJE POSICION 2DA	1					
6	4HC–15590–00	ENSAMBLE GUIA CADENA ARRANQUE	1					
7	91317–08016	PERNO	3					

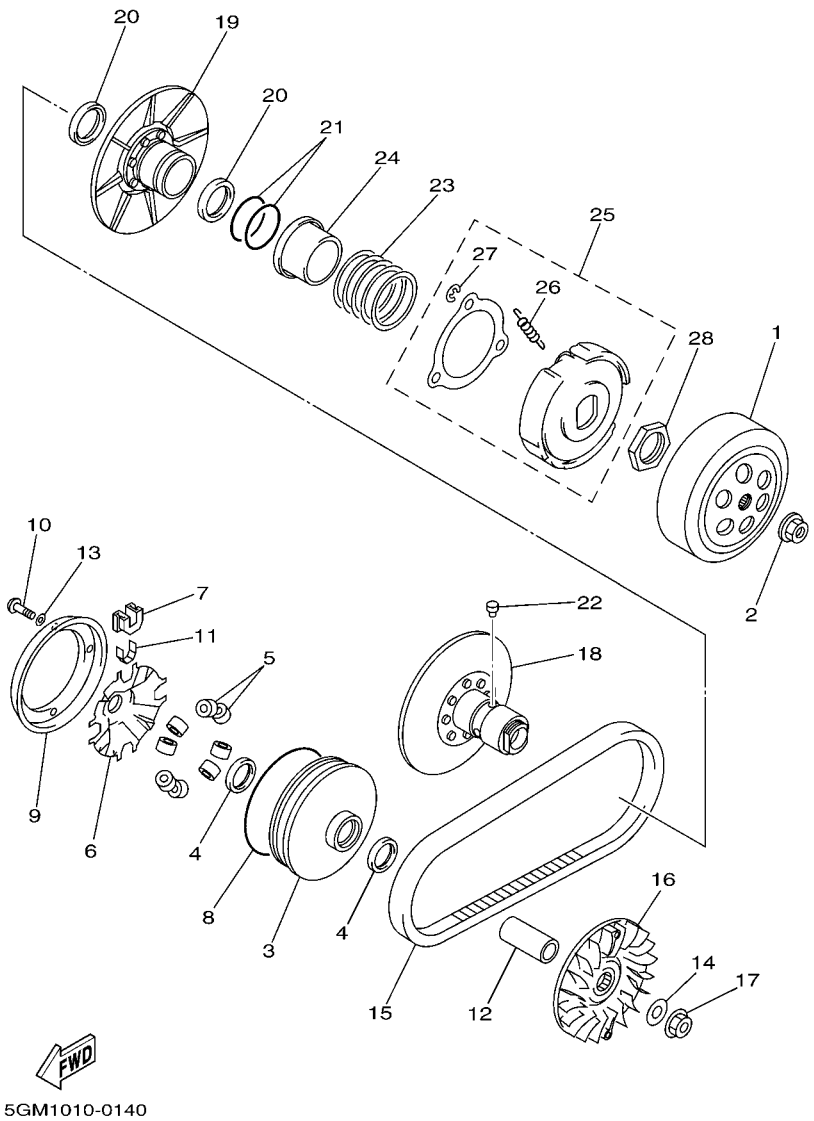

FIG. 14 EMBRAGUE

REF. Nº	CODIGO Nº	DESCRIPCION	5SJ9					OBSERVACIONES
1	5GM–16611–00	CAJA DE EMBRAGUE COMPLETO	1					
2	90179–14469	TUERCA	1					
3	5GM–17620–00	ROLDANA PRIMARIA MOVIL	1					
4	93101–28139	SELLO ACEITE	2					
5	4CW–17632–01	CONTRAPESO	8					
6	4HC–17623–00	LEVA	1					
7	4HC–17653–00	CORREDERA	4					
8	93211–17733	ANILLO O	1					
9	5CG–17639–00	TOPE	1					
10	90157–04088	TORNILLO CABEZA CONICA PLANA	4					
11	4HC–17654–00	ESPACIADOR 1	4					
12	90387–1906E	COLLAR	1					
13	90201–047R9	ARANDELA PLANA	4					
14	90201–144M8	ARANDELA PLANA	1					
15	5CG–17641–00	CORREA EN V	1					
16	4HC–17611–00	PISCO FIXADOR DE POREA	1					
17	90179–14469	TUERCA	1					
18	5GM–17660–00	ROLDANA SECUNDARIA FIJA COMPL.	1					
19	4HC–17670–10	ROLDANA SECUNDARIA CORREDIZA	1					
20	93104–41119	SELLO ACEITE	2					
21	93210–43713	ANILLO O	2					
22	4CW–17664–00	PASADOR DE GUIA	4					
23	90501–505J6	RESORTE DE COMPRESION	1					
24	5GM–17644–00	ASIENTO DE RESORTE	1					
25	5GM–16620–00	PORTADOR DE EMBRAGUE COMPLETO	1					
26	5KD–16626–10	.RESORTE CONTRAPESO EMBRAGUE	3					
27	99001–08600	.PRESILLA REDONDA	3					

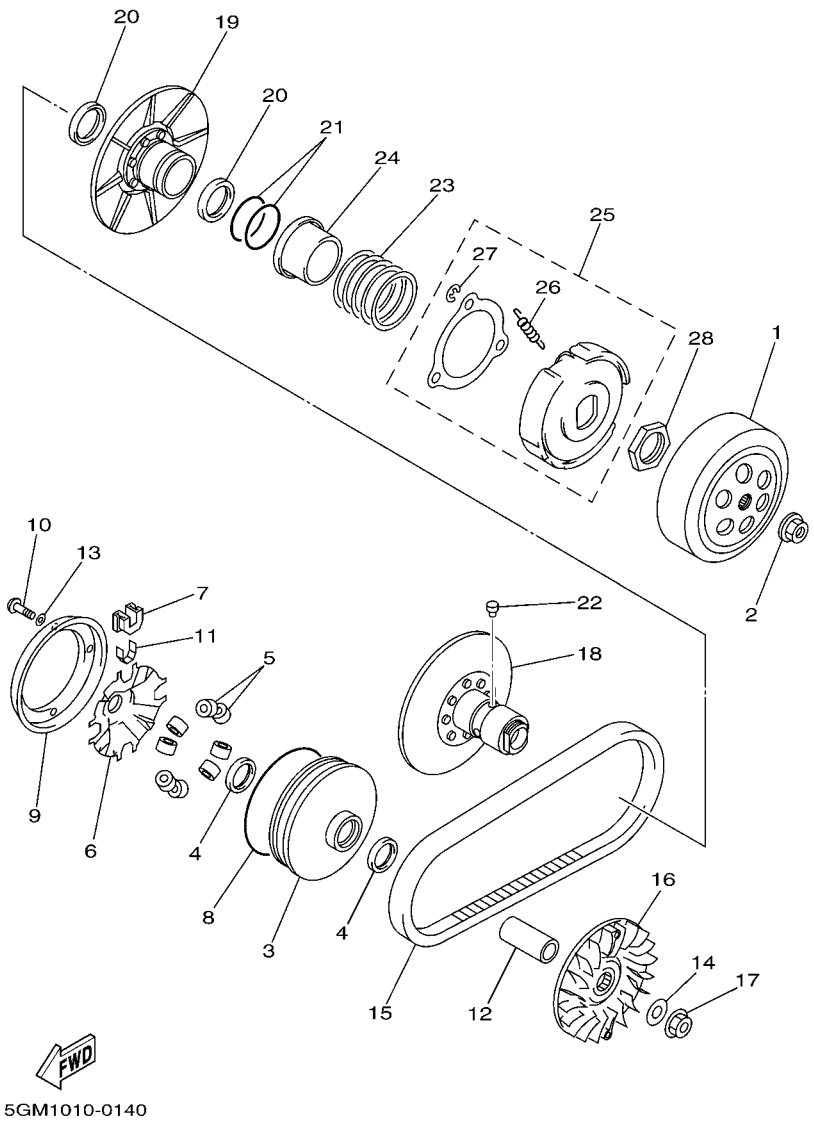

FIG. 14 EMBRAGUE

REF. Nº	CODIGO Nº	DESCRIPCION	5SJ9					OBSERVACIONES
28	90170–36279	TUERCA	1					

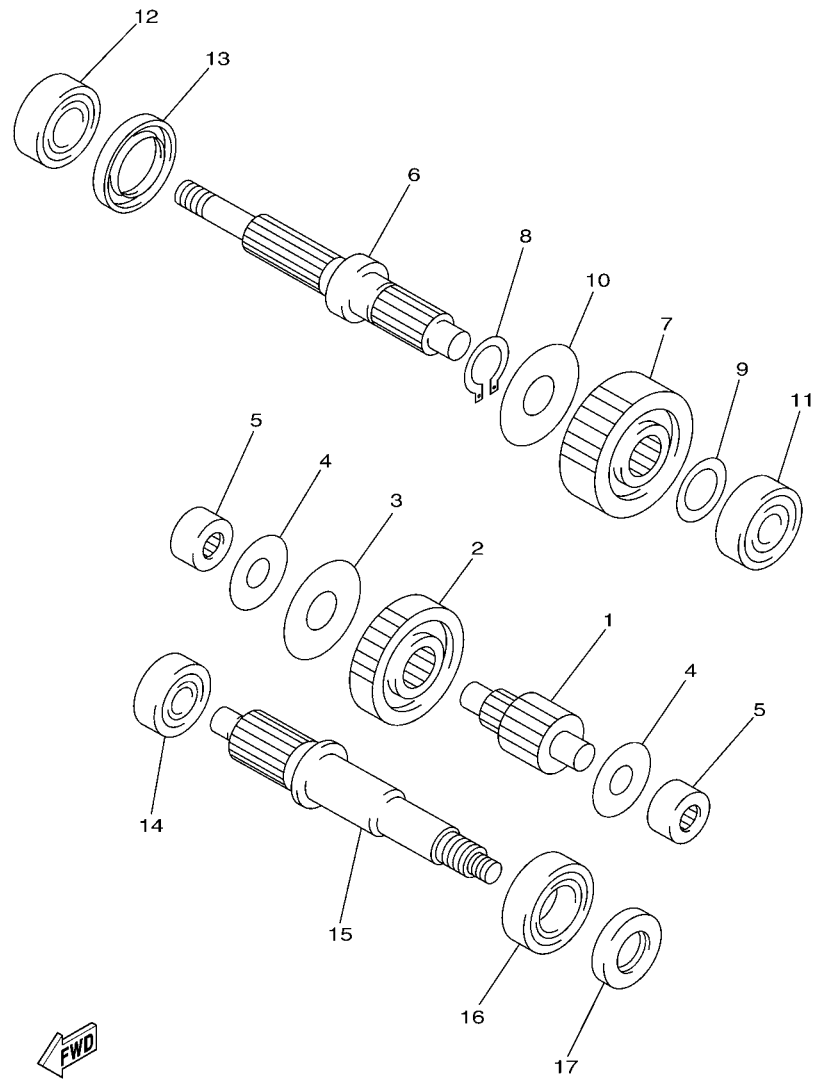

5GM1010-0150

FIG. 15 TRANSMISION

REF. Nº	CODIGO Nº	DESCRIPCION	5SJ9					OBSERVACIONES
1	5GM–17411–00	EJE PRIMARIO	1					
2	5GM–16151–00	ENGRANAJE TRACC.PRIMARIA(15T)	1					
3	90208–21001	ARANDELA DE RESORTE CONICO	1					
4	90201–156R4	ARANDELA PLANA	2					
5	93311–41566	COJINETE DE RODILLOS	2					
6	5GM–17421–00	EJE SECUNDARIO	1					
7	5GM–17211–00	ENGRANAJE RUEDA DE 1 RA (34T)	1					
8	99009–25400	PRESILLA REDONDA	1					
9	90201–232K5	ARANDELA PLANA	1					
10	90208–25001	ARANDELA DE RESORTE CONICO	1					
11	93306–30321	COJINETE	1					
12	93306–27205	COJINETE	1					
13	93102–32298	SELLO ACEITE	1					
14	93306–30201	COJINETE	1					
15	5GM–16111–00	ENGRANAJE TRACC.PRIMARIA(15T)	1					
16	93306–20570	COJINETE	1					
17	93102–25299	SELLO ACEITE	1					

FIG. 16 CUADRO

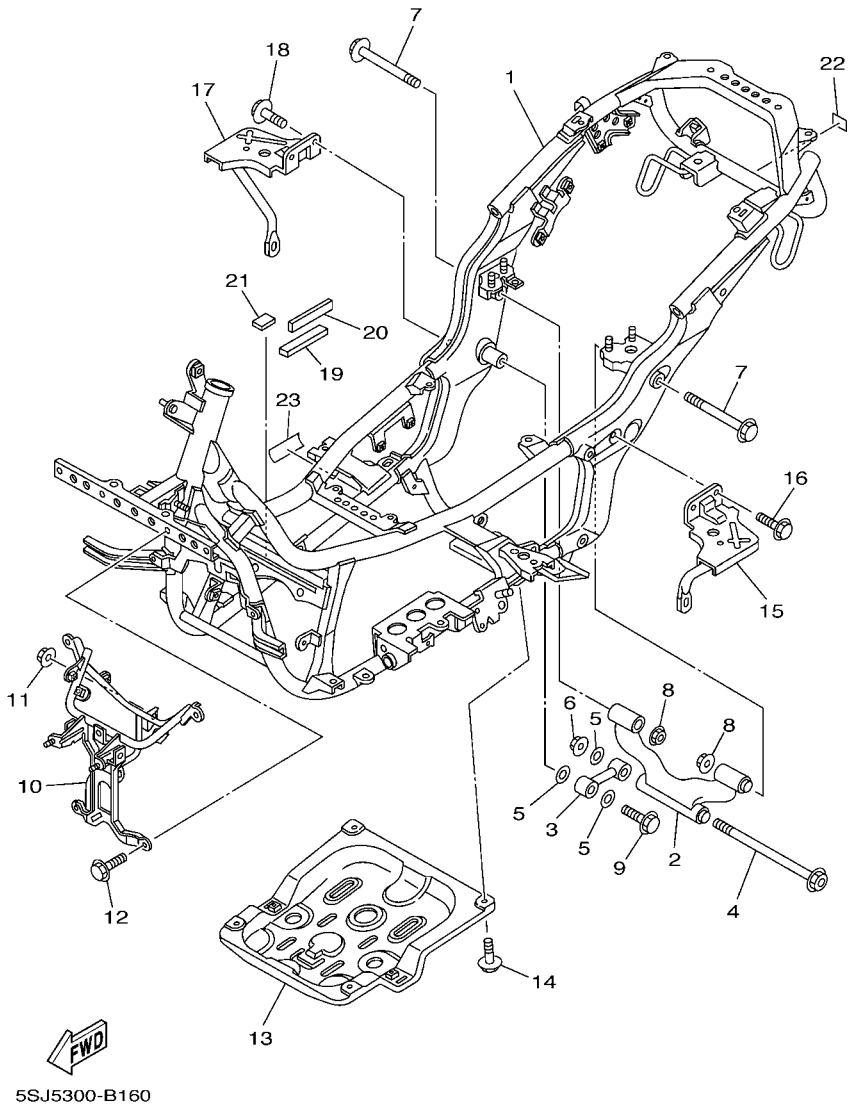

REF. Nº	CODIGO Nº	DESCRIPCION	5SJ9					OBSERVACIONES
1	5GM–21110–02	ARMAZON COMPLETO	1					
2	5CG–21420–01	SOPORTE DE MOTOR COMPLETO	1					
3	4HC–21480–00	SOPORTE DE MOTOR	1					
4	90105–10023	TORNILLO	1					
5	90201–105A2	ARANDELA PLANA	3					
6	90185–10154	TUERCA AUTOBLOCANTE	1					
7	95817–12120	TUERCA DE REBORDE	2					
8	90185–12072	TUERCA AUTOBLOCANTE	2					
9	95817–10045	TUERCA DE REBORDE	1					
10	5SJ–28356–10	SOPORTE 1	1					
11	95707–08500	TUERCA DE BRIDA	1					
12	95807–08016	TUERCA DE REBORDE	2					
13	5GM–21417–00	SOPORTE INFERIOR DELANTERO 1	1					
14	95807–08016	TUERCA DE REBORDE	4					
15	5GM–27452–00	SOPORTE, DE APOYAPIE 1	1					
16	95807–06012	TUERCA DE REBORDE	3					
17	5GM–27462–00	SOPORTE, DE APOYAPIE 2	1					
18	95807–06012	TUERCA DE REBORDE	3					
19	5GM–27415–00	PLACE AMORTIGUADOR	1					
20	5GM–27424–00	AMORTIGUADOR DE APOYAPIE 2	1					
21	5GM–27445–00	PLACE 1	1					
22	1UF–15379–00	SELLO DE CARTER	1					
23	3HA–24141–00	PROTECTOR DEPOSITO COMBUST.	1					

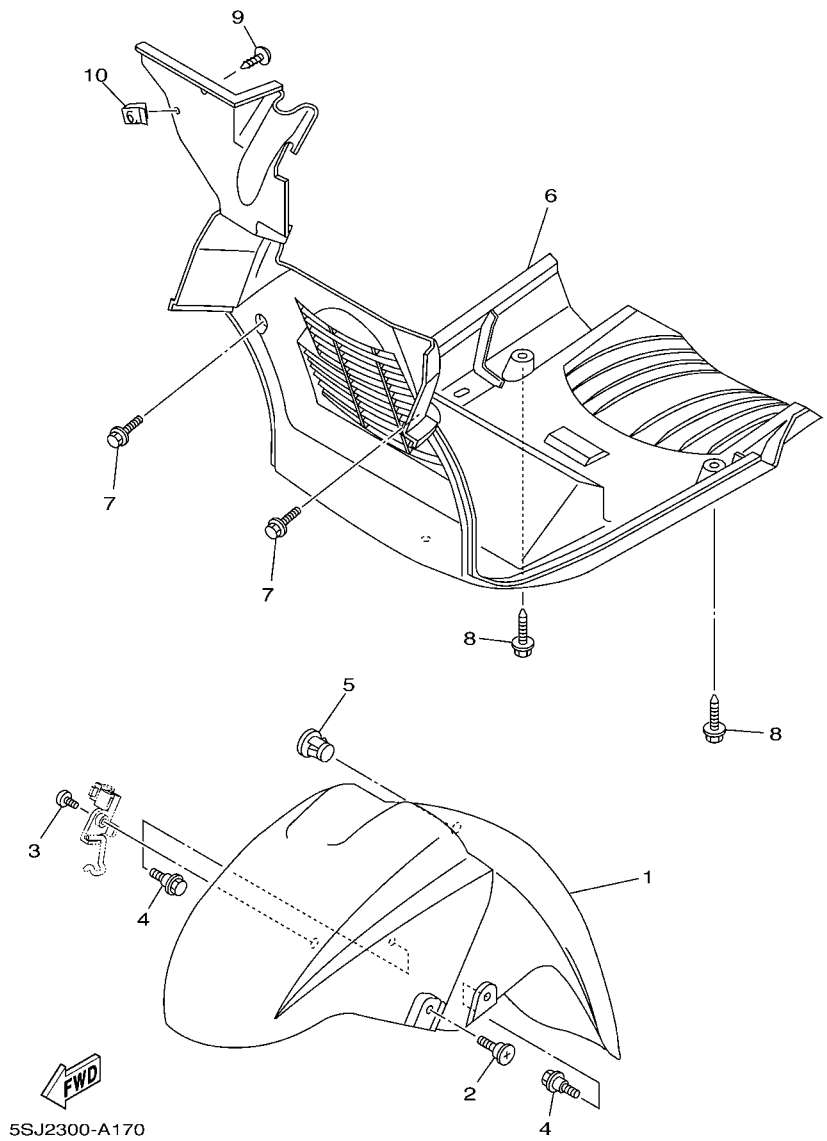

FIG. 17 GUARDABARRO

REF. Nº	CODIGO Nº	DESCRIPCION	5SJ9					OBSERVACIONES
1	4HC–21511–01–0L	GUARDABARRO DELANTERO	1					UR MAS
	4HC–21511–01–PH	GUARDABARRO DELANTERO	1					UR DRMD
	4HC–21511–01–PM	GUARDABARRO DELANTERO	1					UR DNBME
	4HC–21511–01–PN	GUARDABARRO DELANTERO	1					UR DNMA
2	90154–06014	TORNILLO DE LIGAR	1					
3	90149–06184	TORNILLO DE LIGAR	1					
4	90109–060F3	PERNO	2					
5	5CG–21279–00	TAPON CIEGO	1					
6	5GM–21552–00	GUARDABARRO	1					
7	90119–06044	TORNILLO CON ARANDELA	2					
8	90119–06060	TORNILLO CON ARANDELA	2					
9	97707–50016	TORNILLO ROSCA HEMBRA	1					
10	90183–05042	TUERCA DE RESORTE	1					

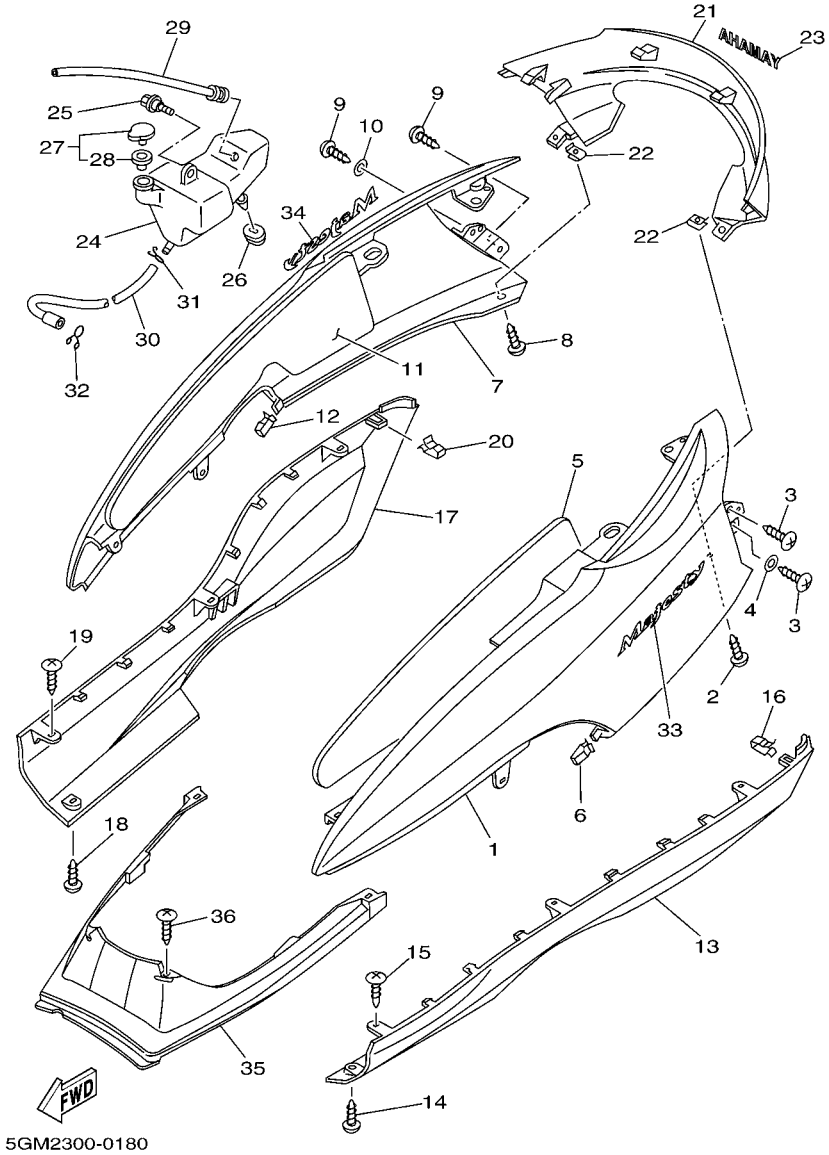

FIG. 18 CUBIERTA LATERAL

REF. Nº	CODIGO Nº	DESCRIPCION	5SJ9					OBSERVACIONES
1	5GM–21711–01–0L	JUEGO DE GRAFICOS 1	1					UR MAS
	5GM–21711–01–P8	JUEGO DE GRAFICOS 1	1					UR DRMD
	5GM–21711–01–PC	JUEGO DE GRAFICOS 1	1					UR DNBME
	5GM–21711–01–PD	JUEGO DE GRAFICOS 1	1					UR DNMA
2	90167–05079	TORNILLO DE ROSCA HEMBRA	2					
3	97707–50012	TORNILLO ROSCA HEMBRA	4					
4	90201–05725	ARANDELA PLANA	1					
5	5GM–21778–00	AMORTIGUADOR DE MONTAJE	1					
6	5GM–28379–00	GANCHO	1					
7	5GM–21721–01–0L	JUEGO DE GRAFICOS 2	1					UR MAS
	5GM–21721–01–P8	JUEGO DE GRAFICOS 2	1					UR DRMD
	5GM–21721–01–PC	JUEGO DE GRAFICOS 2	1					UR DNBME
	5GM–21721–01–PD	JUEGO DE GRAFICOS 2	1					UR DNMA
8	90167–05079	TORNILLO DE ROSCA HEMBRA	2					
9	97707–50012	TORNILLO ROSCA HEMBRA	4					
10	90201–05725	ARANDELA PLANA	1					
11	5GM–21779–00	AMORTIGUADOR DE UBICACION 2	1					
12	5GM–28379–00	GANCHO	1					
13	5GM–2171L–00–0L	MUELLE , CUBIERTA LATERAL 1	1					UR MAS
	5GM–2171L–00–P8	MUELLE , CUBIERTA LATERAL 1	1					UR DRMD
	5GM–2171L–00–PC	MUELLE , CUBIERTA LATERAL 1	1					UR DNBME
	5GM–2171L–00–PD	MUELLE , CUBIERTA LATERAL 1	1					UR DNMA
14	97707–50016	TORNILLO ROSCA HEMBRA	1					
15	97707–50012	TORNILLO ROSCA HEMBRA	3					
16	5GM–28379–00	GANCHO	1					
17	5GM–2171M–00–0L	MUELLE, CUBIERTA LATERAL 2	1					UR MAS
	5GM–2171M–00–P8	MUELLE, CUBIERTA LATERAL 2	1					UR DRMD

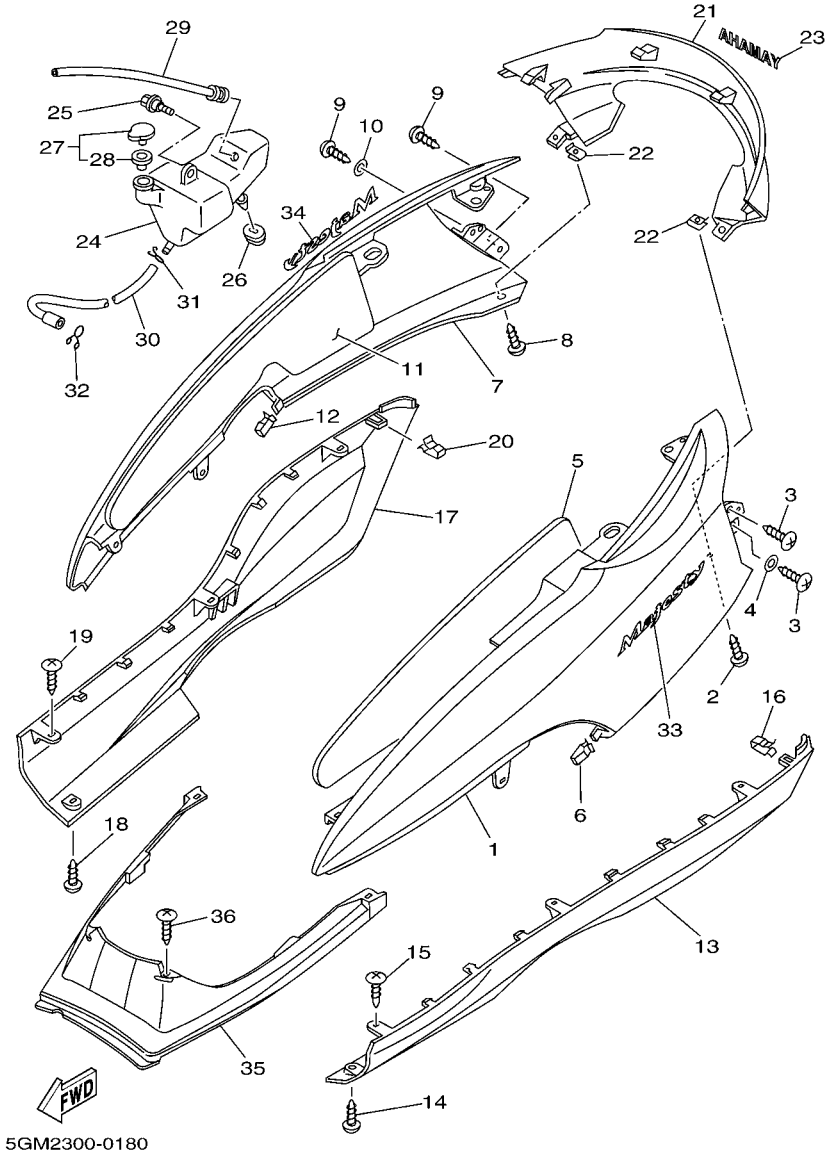

FIG. 18 CUBIERTA LATERAL

REF. Nº	CODIGO Nº	DESCRIPCION	5SJ9					OBSERVACIONES
17	5GM–2171M–00–PC	MUELLE, CUBIERTA LATERAL 2	1					UR DNBME
	5GM–2171M–00–PD	MUELLE, CUBIERTA LATERAL 2	1					UR DNMA
18	97707–50016	TORNILLO ROSCA HEMBRA	1					
19	97707–50012	TORNILLO ROSCA HEMBRA	3					
20	5GM–28379–00	GANCHO	1					
21	5GM–2171N–00–0L	MUELLE, CUBIERTA LATERAL 3	1					UR MAS
	5GM–2171N–00–P8	MUELLE, CUBIERTA LATERAL 3	1					UR DRMD
	5GM–2171N–00–PC	MUELLE, CUBIERTA LATERAL 3	1					UR DNBME
	5GM–2171N–00–PD	MUELLE, CUBIERTA LATERAL 3	1					UR DNMA
22	90183–05042	TUERCA DE RESORTE	2					
23	99247–00080	EMBLEMA, YAMAHA	1					UR MAS,DRMD
	99246–00080	EMBLEMA, YAMAHA	1					UR DNBME,DNMA
24	5GM–21871–00	TANQUE DE RECUPERACION	1					
25	90109–063F1	PERNO	1					
26	90480–01288	TAPON	1					
27	1AA–21815–00	TAPON	1					
28	1AA–21874–00	.CUNA	1					
29	5GM–21816–00	TUBO 1	1					
30	5GM–21817–00	TUBO 2	1					
31	90467–08003	PRESILLA	1					
32	90467–10008	PRESILLA	1					
33	5GM–2173B–00	EMBLEMA	1					
34	5GM–2173B–00	EMBLEMA	1					
35	5GM–21731–00	TAPA LATERAL 3	1					
36	97707–50016	TORNILLO ROSCA HEMBRA	4					

FIG. 19 BRAZO TRASERO. SUSPENSION

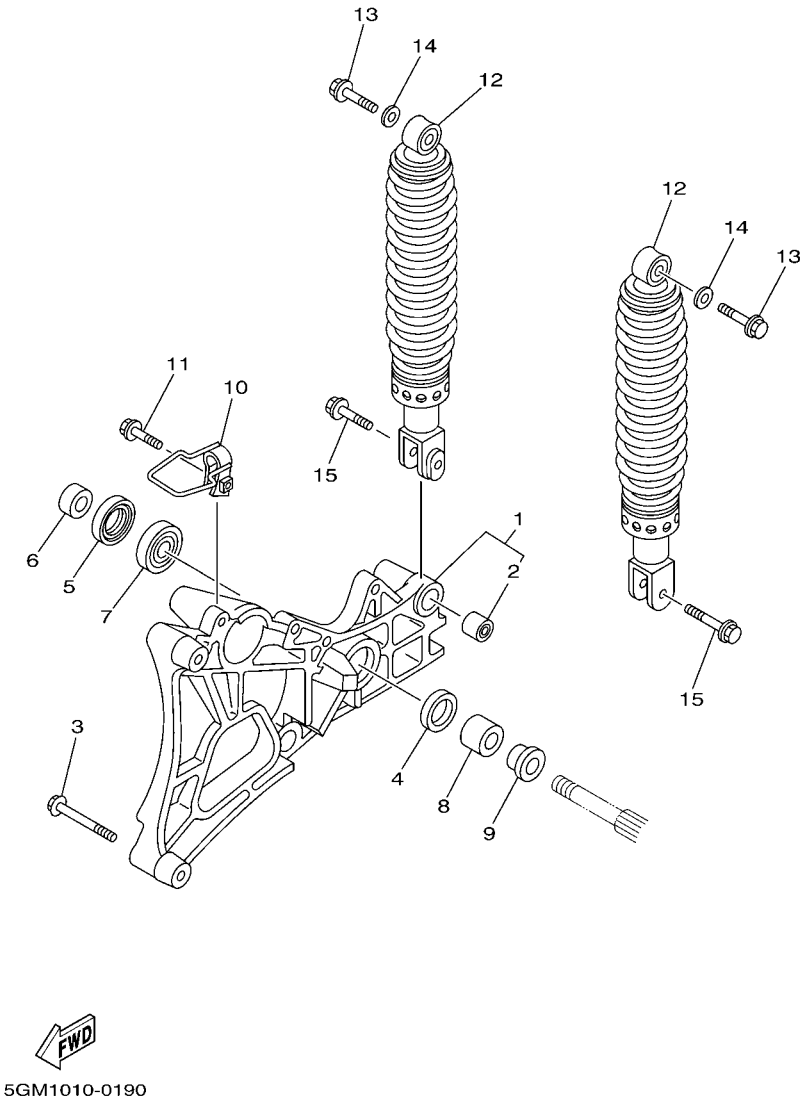

REF. Nº	CODIGO Nº	DESCRIPCION	5SJ9					OBSERVACIONES
1	5GM–22100–00	BRAZO TRASERO COMPLETO	1					
2	164–22216–00	.BUJE DEL AMORTIGUADOR TRASERO	1					
3	95817–08070	TUERCA DE REBORDE	2					
4	93109–28043	RETEN DE ACEITE	1					
5	93106–26005	RETEN DE ACEITE	1					
6	90387–15423	COLLAR	1					
7	93306–30212	COJINETE	1					
8	90387–154E1	COLLAR	1					
9	90387–155F2	COLLAR	1					
10	5GM–25875–00	SOPORTE DE MANGUERA FRENO 1	1					
11	95807–06025	TUERCA DE REBORDE	1					
12	5GM–22210–00	AMORTIGUADOR TRASERO COMPLETO	2					
13	95827–10035	TUERCA DE REBORDE	2					
14	90201–105A2	ARANDELA PLANA	2					
15	95827–08030	TUERCA DE REBORDE	2					

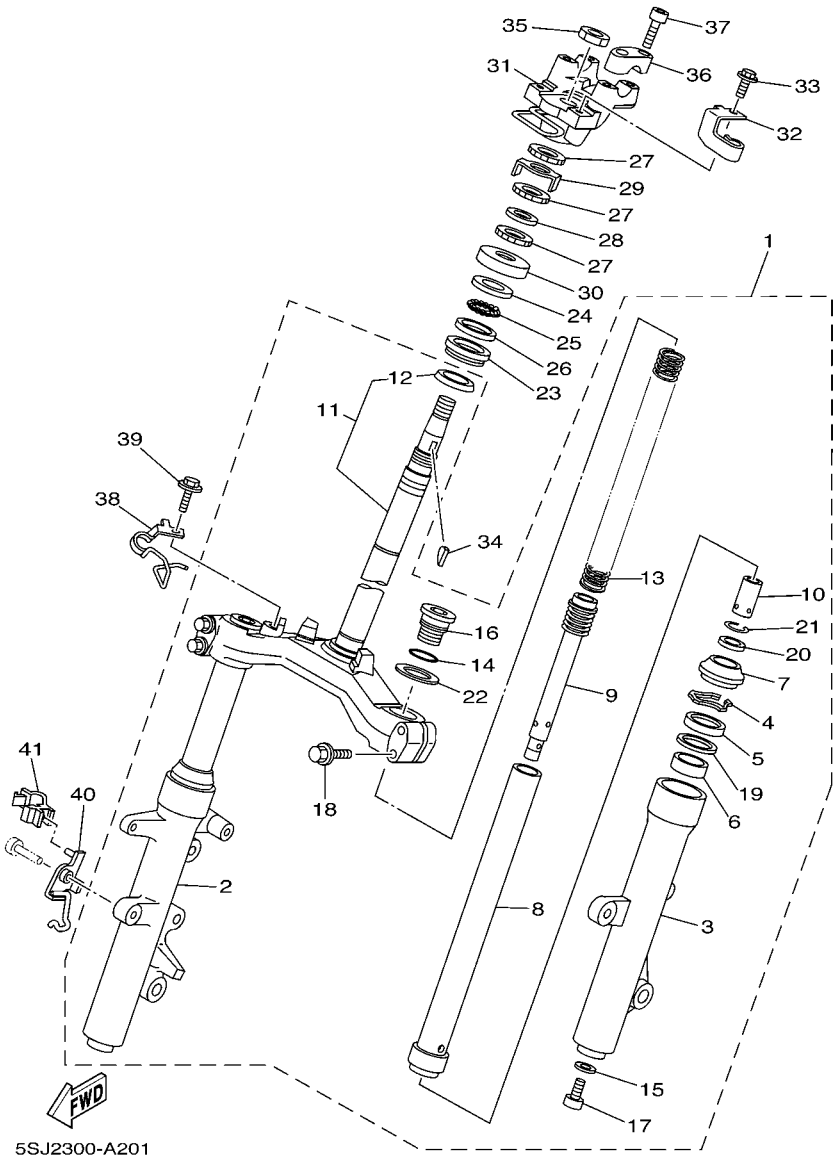

FIG. 20 DIRECCION

REF. Nº	CODIGO Nº	DESCRIPCION	5SJ9					OBSERVACIONES
1	5GM–23100–01	HORQUILLA DELANTERA COMPLETA	1					
2	4HC–23136–11	.TUBO EXTERIOR (DER.)	1					
3	4HC–23126–10	.TUBO EXTERIOR (IZQUIERDO)	1					
4	22W–23153–L0	.ANILLO DE ENGANCHE	2					
5	2UJ–23145–00	.RETEN DE ACEITE	2					
6	4HC–23125–20	.METAL CORREDIZO 1	2					
7	2UJ–23144–00	.GUARDAPOLVO	2					
8	5GM–23110–00	.TUBO INTERIOR COMPLETO 1	2					
9	5GM–23170–00	.CILINDRO COMPL DE HORQ DELAN	2					
10	4HC–23173–20	.VASTAGO AHUSADO	2					
11	5GM–23340–01	.PLATINA INFERIOR COMPLETA	1					
12	164–23462–00	..RETEN DE DIRECCION	1					
13	5GM–23141–00	.RESORTE HORQUILLA DELANT.	2					
14	3J2–23114–00	.EMPAQUE	2					
15	509–23158–L0	.EMPAQUE	2					
16	5RB–23111–00	.TAPON	2					
17	278–23181–50	.TORNILLO CABEZAHEXAGONAL	2					
18	95027–08040	.PERNO, DE BRIDA	4					
19	22W–23146–L0	.ARANDELA DE SELLO DE ACEITE	2					
20	4HC–23184–10	.TAPA DE VALVULA DE AIRE	2					
21	3G2–23183–00	.PRESILLA REDONDA	2					
22	3DM–23149–10	.ARANDELA DE RESORTE SUPERIOR	2					
23	93399–99942	COJINETE	1					
24	22F–23411–01	PISTA DE BOLAS 1	1					
25	22F–2341E–00	RETEN DE COJINETE	1					
26	22F–23412–01	PISTA DE BOLAS 2	1					
27	90179–25615	TUERCA	3					

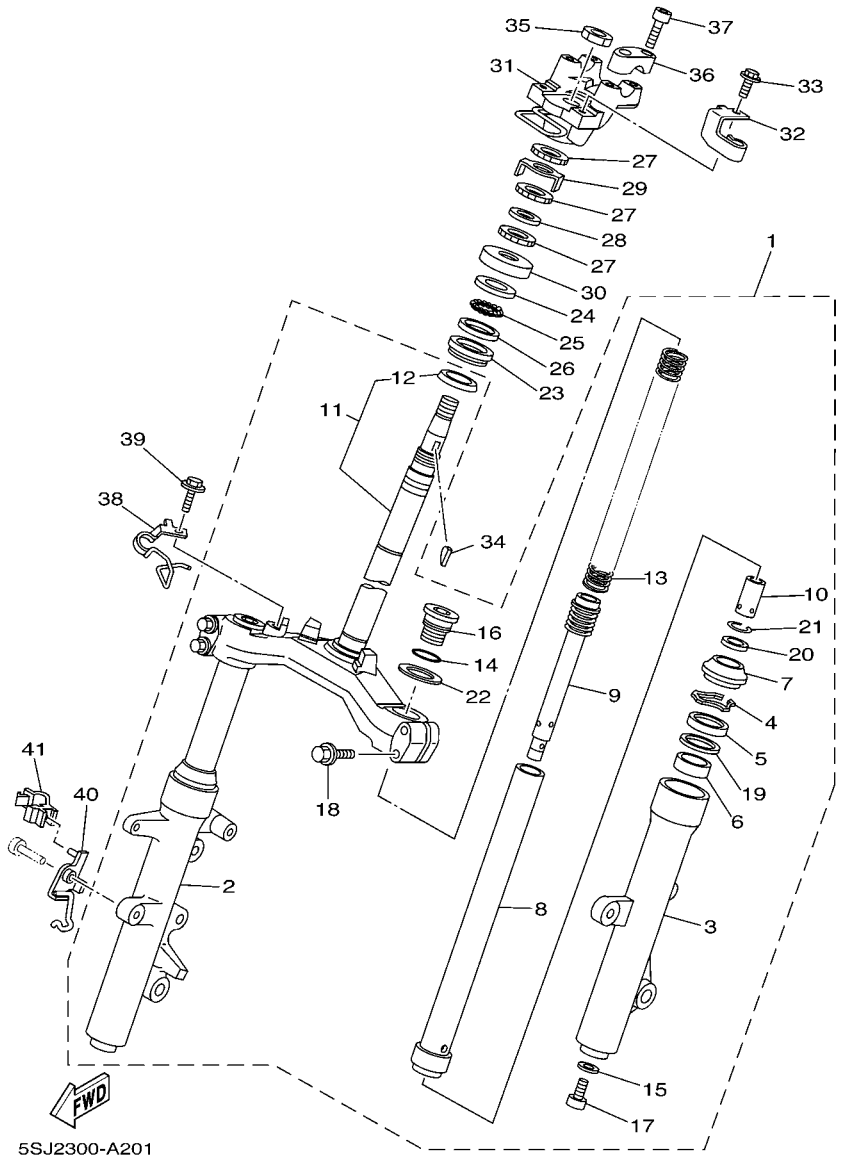

FIG. 20 DIRECCION

REF. Nº	CODIGO Nº	DESCRIPCION	5SJ9					OBSERVACIONES
28	90202–26142	ARANDELA DE PLANA	1					
29	3YF–23418–00	ARANDELA ESPECIAL	1					
30	3VP–23416–00	CUBIERTA DE BASE DE BOLA 2	1					
31	5SJ–23442–00	SOPORTE DE MANUBRIO INFERIOR	1					
32	5SJ–25887–00	SOPORTE DE MANGUERA FRENO	1					
33	90105–05002	TORNILLO	1					
34	90280–03017	CUNA WOODRUFF	1					
35	90170–20386	TUERCA	1					
36	4H7–23441–10	SOPORTE DE MANUBRIO	2					
37	91317–08030	PERNO	4					
38	4HC–25875–01	SOPORTE DE MANGUERA FRENO 1	1					
39	95807–06012	TUERCA DE REBORDE	1					
40	5RB–23317–00	SOSTEN DE CABLE	1					
41	90464–05188	BRIDA	1					

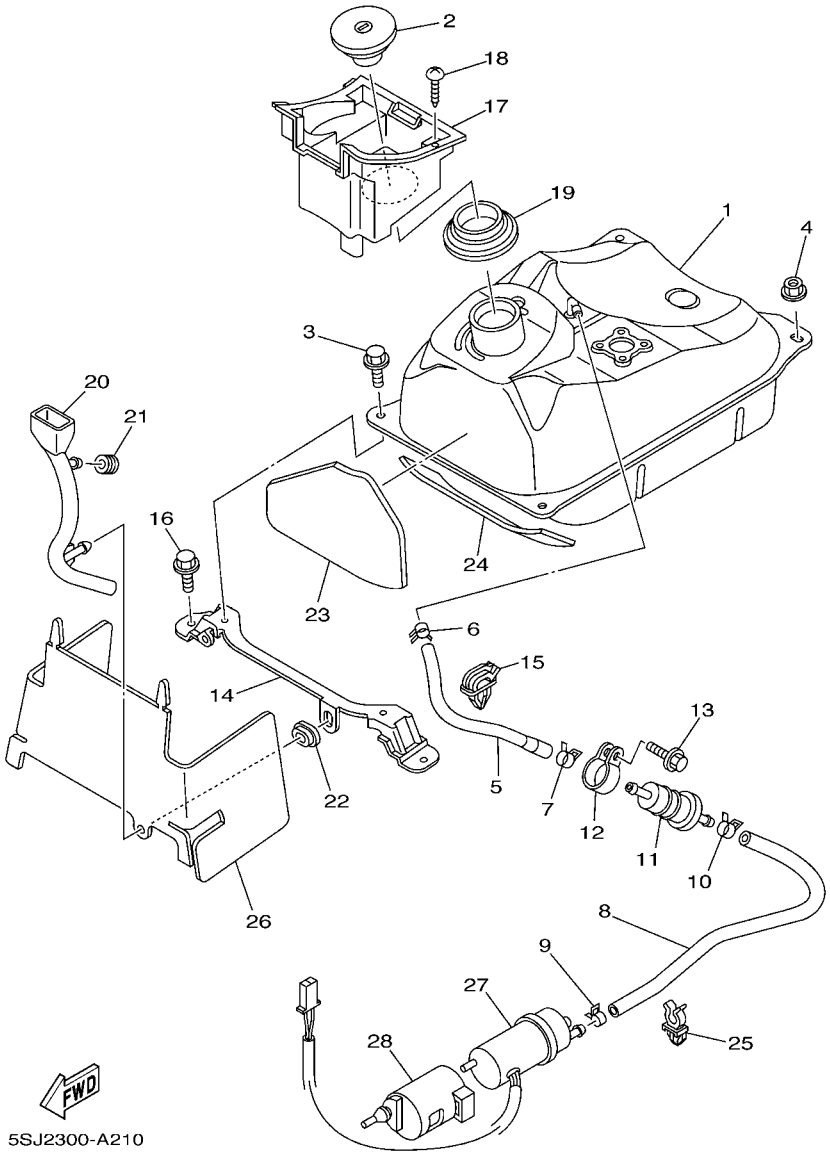

FIG. 21 DEPOSITO DE COMBUSTIBLE

REF. Nº	CODIGO Nº	DESCRIPCION	5SJ9					OBSERVACIONES
1	5GM–24110–11	DEPOSITO DE COMBUSTIBLE COMP.	1					
2	3KJ–24602–03	TAPON COMPLETO	1					
3	95827–06012	TUERCA DE REBORDE	2					
4	95707–06500	TUERCA DE BRIDA	2					
5	5GM–24311–00	TUBO DE COMBUSTIBLE 1	1					
6	90467–10038	PRESILLA	1					
7	90467–12053	PRESILLA	1					
8	5GM–24312–00	TUBO 2	1					
9	90467–10038	PRESILLA	1					
10	90467–12053	PRESILLA	1					
11	1FK–24560–10	FILTRO COMPLETO	1					
12	1AE–24366–00	GRAMPA DE TUBO DE COMBUST.1	1					
13	95027–06012	PERNO, DE BRIDA	1					
14	5GM–24191–00	SOPORTE DEPOSITO DE COMBUST.1	1					
15	90464–07001	BRIDA	1					
16	95827–06012	TUERCA DE REBORDE	2					
17	5GM–2414A–00	CUBIERTA DE LLENADOR	1					
18	97707–50012	TORNILLO ROSCA HEMBRA	2					
19	5GM–2414G–00	SELLO	1					
20	5GM–24667–00	GUIA DE TUBO	1					
21	90480–12237	TAPON	1					
22	90480–01558	TAPON	1					
23	5GM–24145–00	AMORTIGUADOR CUBIERTA LATERAL	1					
24	5GM–24145–10	AMORTIGUADOR CUBIERTA LATERAL	1					
25	90464–09008	BRIDA	2					
26	5GM–2414H–00	EQUILIBRIO, CUBIERTA	1					
27	2GV–13907–00	BOMBA DE COMBUSTIBLE COMPLETA	1					

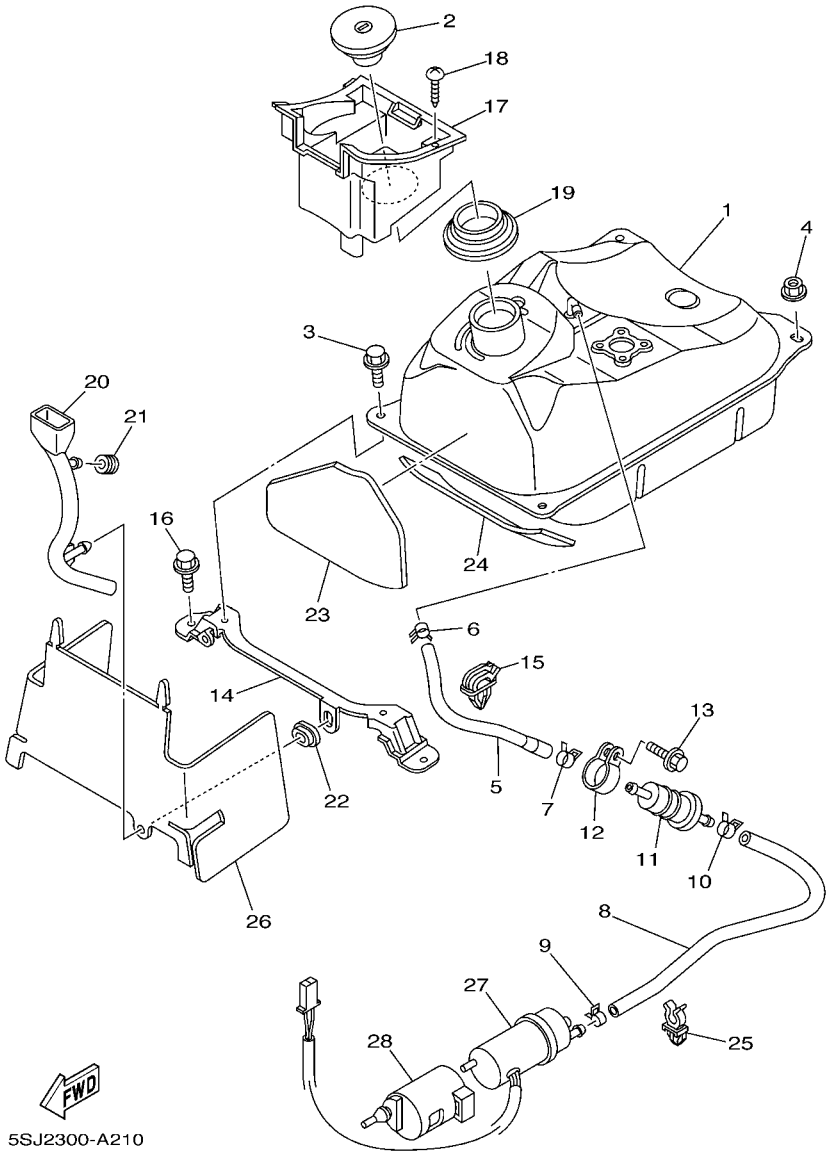

FIG. 21 DEPOSITO DE COMBUSTIBLE

REF. Nº	CODIGO Nº	DESCRIPCION	5SJ9					OBSERVACIONES
28	5GM–24492–00	BUJE	1					

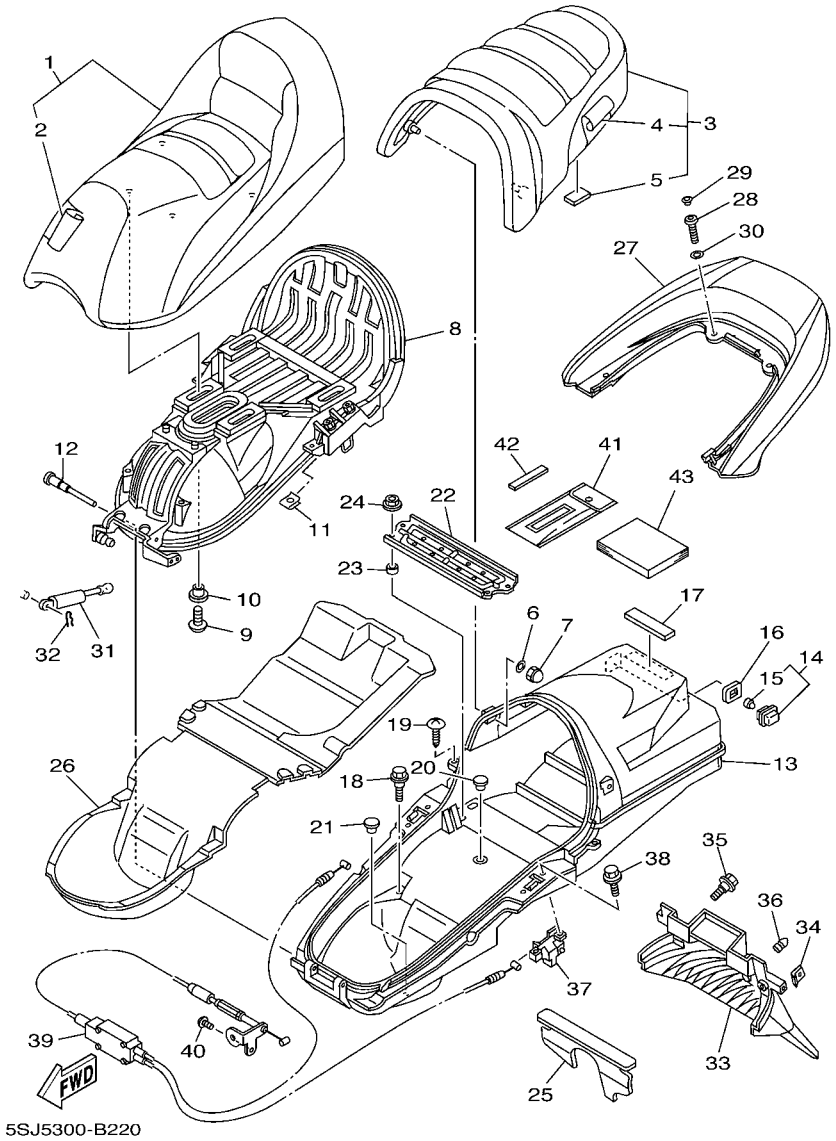

FIG. 22 ASIENTO

REF. Nº	CODIGO Nº	DESCRIPCION	5SJ9					OBSERVACIONES
1	5SJ–24710–20	ASIENTO SIMPLE COMPLETO	1					
2	5SJ–2470F–20	.FUNDADE SILLIN	1					
3	5GM–24750–A0	ASIENTO TANDEM COMPLETO	1					
4	5GM–2470F–B0	.FUNDADE SILLIN	1					
5	5GM–24747–00	.AMORTIGUADOR DE ASIENTO	2					
6	90201–06057	ARANDELA PLANA	2					
7	90176–06003	TUERCA CORONA	2					
8	5GM–2470E–02	PLACA DE FONDO	1					
9	90110–06202	TORNILLO ALLEN	4					
10	90387–06500	COLLAR	4					
11	90183–05042	TUERCA DE RESORTE	2					
12	5GM–24774–00	PASADOR	1					
13	5GM–24704–01	CAJA COMPLETA	1					
14	4HC–84770–00	LUZ DE ACCESORIO	1					
15	4HC–84347–00	.BOMBILLA (12V-2W)	1					
16	5GM–2839M–00	SELLO, CAJA 2	1					
17	22F–24182–00	AMORTIGUADOR DE MONTAJE 2	1					
18	90109–063F1	PERNO	4					
19	97707–50016	TORNILLO ROSCA HEMBRA	2					
20	90338–11125	TAPON	1					
21	5GM–2467E–00	TAPA	1					
22	5GM–24738–00	SOPORTE DE ASIENTO	1					
23	90560–08326	SEPARADOR	4					
24	95707–08500	TUERCA DE BRIDA	4					
25	5GM–2177F–00	CUBIERTA	1					
26	5GM–24723–00	AMORTIGUADOR DE ASIENTO	1					
27	5GM–24773–00–0L	MANIJA DE ASIENTO	1					UR MAS

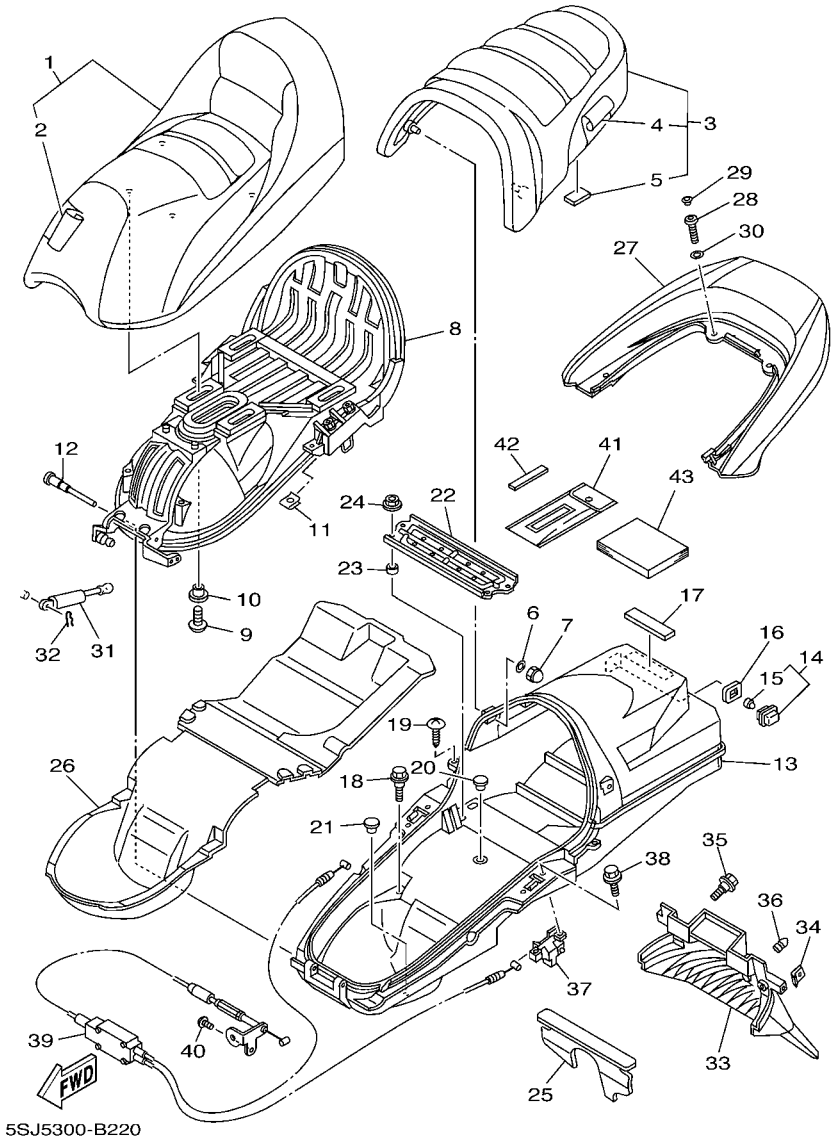

FIG. 22 ASIENTO

REF. Nº	CODIGO Nº	DESCRIPCION	5SJ9					OBSERVACIONES
27	5GM–24773–00–P8	MANIJA DE ASIENTO	1					UR DRMD
	5GM–24773–00–PC	MANIJA DE ASIENTO	1					UR DNBME
	5GM–24773–00–PD	MANIJA DE ASIENTO	1					UR DNMA
28	90109–084F7	PERNO	4					
29	341–23469–00	TAPA DE PERNO	4					
30	90201–08784	ARANDELA PLANA	4					
31	5GM–2478G–01	TOPE	1					
32	90468–18121	PRESILLA	1					
33	5GM–21629–00	GUARDABARRO INFERIOR	1					
34	90183–05042	TUERCA DE RESORTE	2					
35	90109–063F1	PERNO	2					
36	5A8–21639–00	AMORTIGUADOR 2	1					
37	5GM–24780–01	TORNILLO CONTROL DE AIRE	2					
38	90109–063F1	PERNO	4					
39	5GM–2478D–01	ASIENTO DE CIERRE COMPLETO	1					
40	98507–05010	TORNILLO DE CABEZA CON PLANA	1					
41	5GM–28100–00	JUEGO DE HERRAMIENTAS	1					
42	4KG–2814E–10	GANCHO	1					
43	5SJ–28199–S2	MANUAL DEL PROPIETARIO	1					

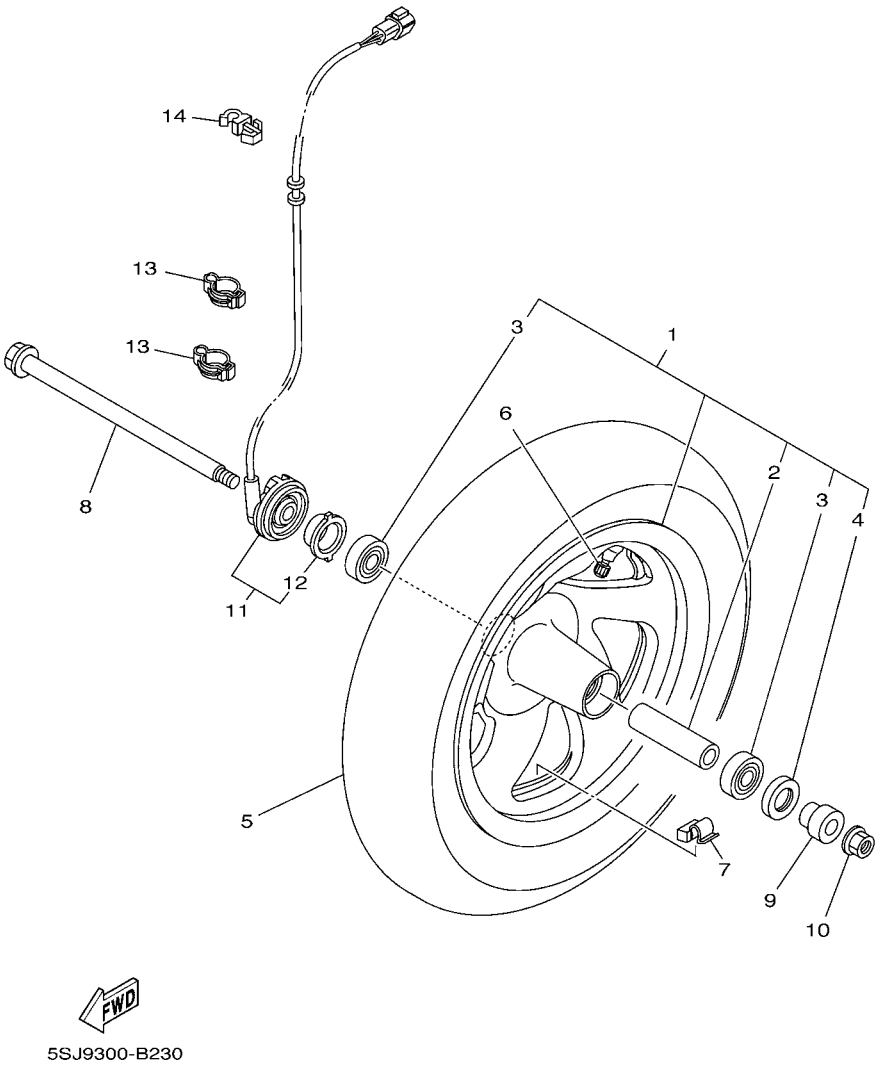

FIG. 23 RUEDA DELANTERA

REF. Nº	CODIGO Nº	DESCRIPCION	5SJ9					OBSERVACIONES
1	5RB–25160–00–35	RUEDA FUNDIDA DELANTERA	1					SL
2	5RB–25383–00	.COLLAR DE RUEDA	1					
3	93306–30212	.COJINETE	2					
4	93102–22014	.SELLO ACEITE	1					
5	94111–1214N	NEUMATICO (110/90-12 64L)	1					UR INOUE
	*	NEUMATICO (110/90-12 64L)	1					UR LM MICHELIN
6	93900–00022	VALVULA DE ARO (TR413)	1					TAIHEIYO
7	5MT–25398–00	BALANCEADOR DE RUEDA (10G)	1					UN
	5MT–25398–10	BALANCEADOR DE RUEDA (20G)	1					UN
	5MT–25398–20	BALANCEADOR DE RUEDA (30G)	1					UN
8	4HC–25181–00	EJE DE LA RUEDA	1					
9	90387–151R0	COLLAR	1					
10	90185–14166	TUERCA AUTOBLOCANTE	1					
11	5RB–83755–01	SENSOR DE VELOCI	1					
12	4YR–2517G–00	.ROTOR DE SENSOR	1					
13	90465–14310	BRIDA	2					
14	90464–08051	BRIDA	1					

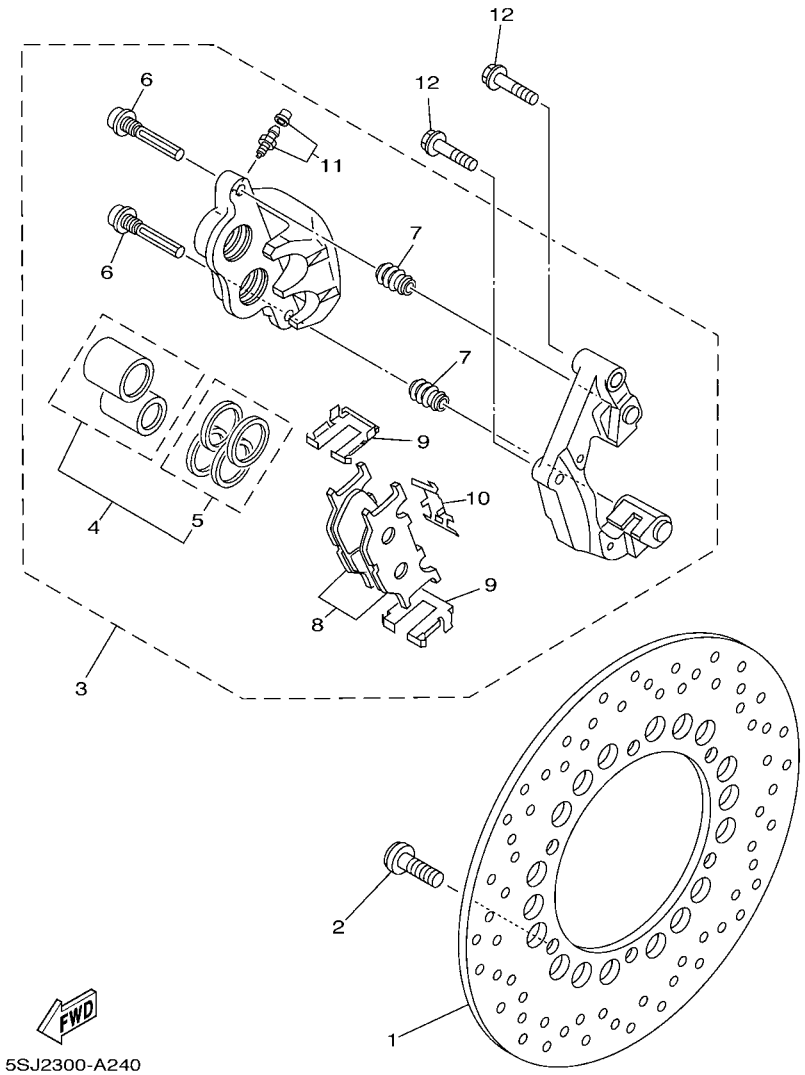

FIG. 24 CALIBRE FRENO DELANTERA

REF. Nº	CODIGO Nº	DESCRIPCION	5SJ9					OBSERVACIONES
1	4HC–2582T–00	DISCO DE FRENO (IZQUIERDO)	1					
2	90109–083G4	PERNO	6					
3	5SJ–2580U–00	CALIBRE COMPLETO (DERECO)	1					
4	5KS–W0057–00	.PISTON COMPLETO PINZA	1					
5	4FU–W0047–00	..JUEGO DE RETENES DE PINZA	1					
6	5JW–25914–00	.PASADOR	2					
7	4TT–25937–00	.FUNDA	2					
8	4HM–W0045–00	.JUEGO DE COJIN DE FRENO	1					
9	4BP–25919–00	.SOPORTE DE PASTILLAS	2					
10	3YX–25929–00	.RESORTE PLACA, COJIN DE FRENO	1					
11	51L–W0048–00	.CJTO TORNILLO DE PURGA	1					
12	90105–10638	TORNILLO	2					

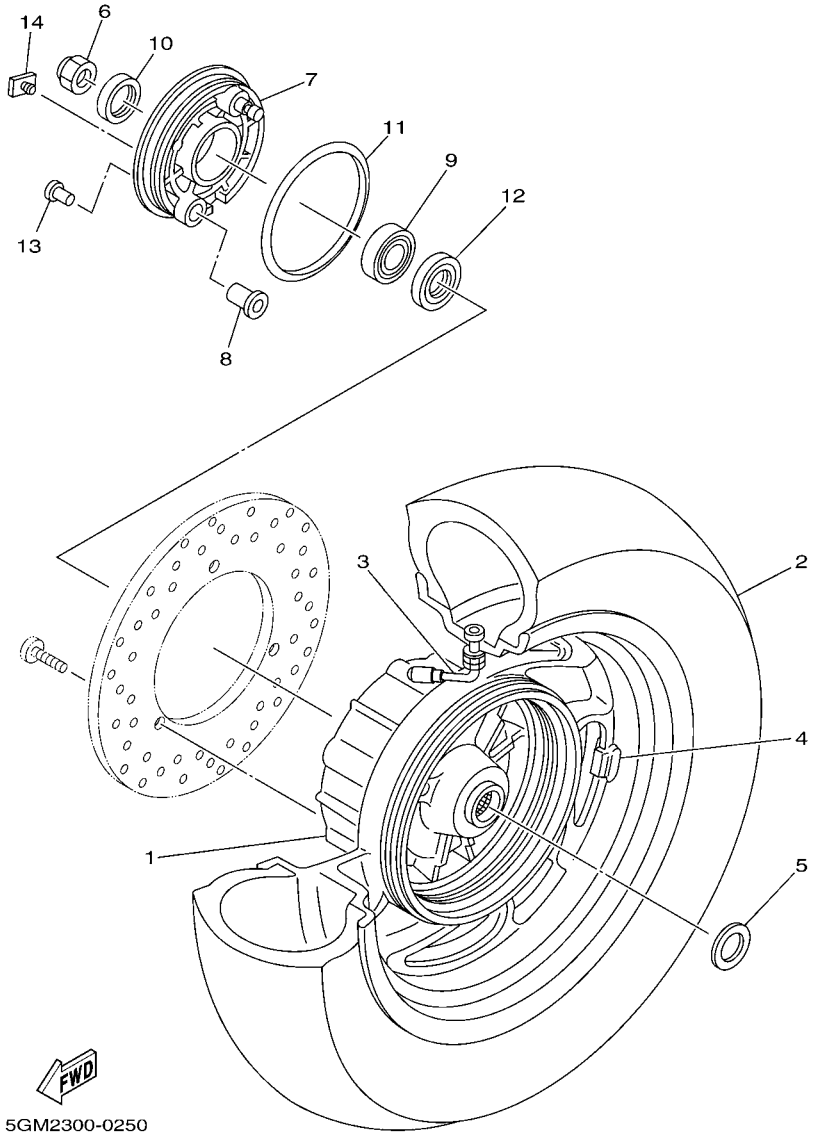

FIG. 25 RUEDA TRASERA

REF. Nº	CODIGO Nº	DESCRIPCION	5SJ9					OBSERVACIONES
1	5GM–25338–00–35	RUEDA FUNDIDA TRASERA	1					SL
2	94113–1204P	NEUMATICO (130/70-12 62L)	1					UR INOUE
	*	NEUMATICO (130/70-12 62L)	1					UR LM MICHELIN
3	93900–00025	VALVULA DE ARO (TR413)	1					
4	5MT–25398–00	BALANCEADOR DE RUEDA (10G)	1					UN
	5MT–25398–10	BALANCEADOR DE RUEDA (20G)	1					UN
	5MT–25398–20	BALANCEADOR DE RUEDA (30G)	1					UN
5	90201–220J8	ARANDELA PLANA	1					
6	90185–14163	TUERCA AUTOBLOCANTE	1					
7	5GM–25321–00–35	PLACA DE ZAPATA DE FRENO	1					SL
8	5GM–25328–00	BUJE DE ARBOL DE LEVAS	1					
9	93306–30212	COJINETE	1					
10	93109–28043	RETEN DE ACEITE	1					
11	5GM–25319–00	SELLO DE MASA PARA POLVO	1					
12	93102–22014	SELLO ACEITE	1					
13	90338–10150	TAPON	1					
14	5GM–25683–00	ESPACIADOR	1					

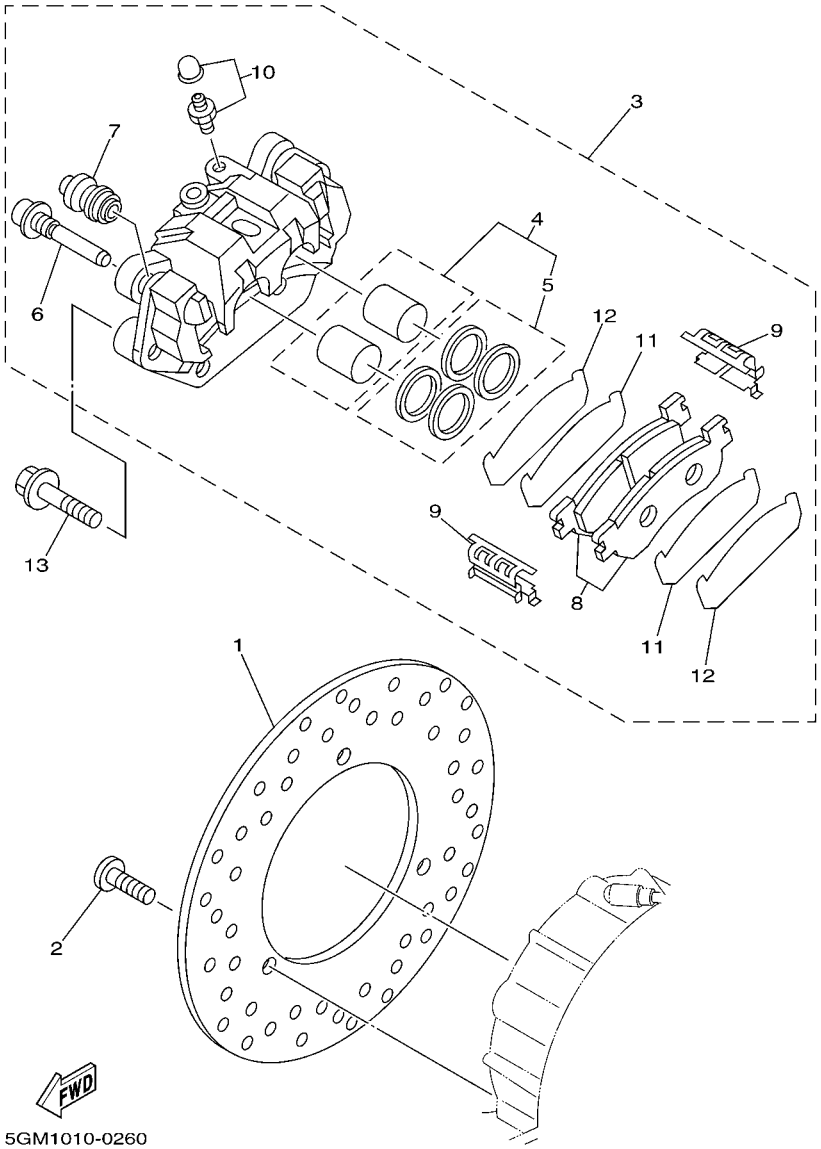

FIG. 26 CALIBRE FRENO TRASERA

REF. Nº	CODIGO Nº	DESCRIPCION	5SJ9					OBSERVACIONES
1	5GM–2582W–00	DISCO DE FRENO TRASEROS 2	1					
2	90109–083G4	PERNO	3					
3	5GM–2580W–01	CALIBRE COMPLETO TRASEROS 2	1					
4	5GM–W0057–00	.PISTON COMPLETO PINZA	1					
5	4TT–W0047–00	..JUEGO DE RETENES DE PINZA	1					
6	5GM–25914–00	.PASADOR	2					
7	4TT–25937–00	.FUNDA	2					
8	5GM–W0046–00	.JUEGO DE PASTILLAS DE FRENO 2	1					
9	4TT–25919–00	.SOPORTE DE PASTILLAS	2					
10	5GM–W0048–00	.CJTO TORNILLO DE PURGA	1					
11	5EB–25828–00	.CUNA DE CALIBRE	2					
12	5GM–25828–00	.CUNA DE CALIBRE	2					
13	90105–10638	TORNILLO	3					

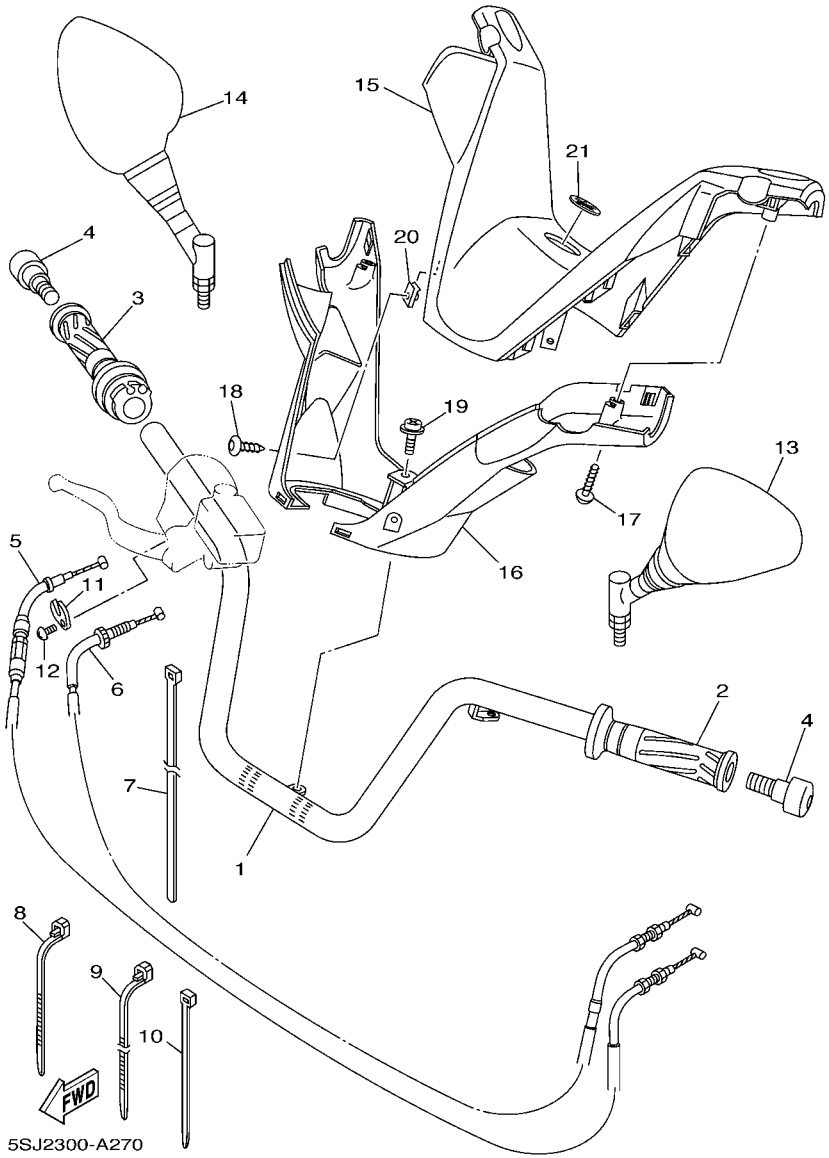

FIG. 27 MANUBRIO. CABLE

REF. Nº	CODIGO Nº	DESCRIPCION	5SJ9					OBSERVACIONES
1	5SJ–26110–00	MANUBRIO COMPLETE	1					
2	4YR–26241–01	EMPUNADURA (IZQUIERDO)	1					
3	4YR–26240–01	EMPUNADURA COMPLETA	1					
4	33M–26246–00	EXTREMO DE EMPUNADURA	2					
5	5SJ–26311–00	CABLE DE ACELERADOR 1	1					
6	5SJ–26312–00	CABLE DE ACELERADOR 2	1					
7	90464–20258	BRIDA	1					
8	90464–15195	BRIDA	2					
9	90460–15126	BRIDA, DE UNION	1					
10	90465–13152	BRIDA	1					
11	5H0–26393–00	SOPORTE	1					
12	98507–05008	TORNILLO DE CABEZA CON PLANA	1					
13	5CG–26280–01	ESPEJO COMPLETO (IZQUIERDO)	1					
14	5CG–26290–01	ESPEJO COMPLETO (DERECHO)	1					
15	5SJ–26143–00	CUBIERTA DE MANUBRIO SUPERIOR1	1					
16	5SJ–26144–00	CUBIERTA DE MANUBRIO INFERIOR1	1					
17	90167–05080	TORNILLO DE ROSCA HEMBRA	2					
18	90167–05079	TORNILLO DE ROSCA HEMBRA	2					
19	90159–05028	TORNILLO CON VALONA	1					
20	90183–05042	TUERCA DE RESORTE	2					
21	5LV–2836B–01	MARCA	1					

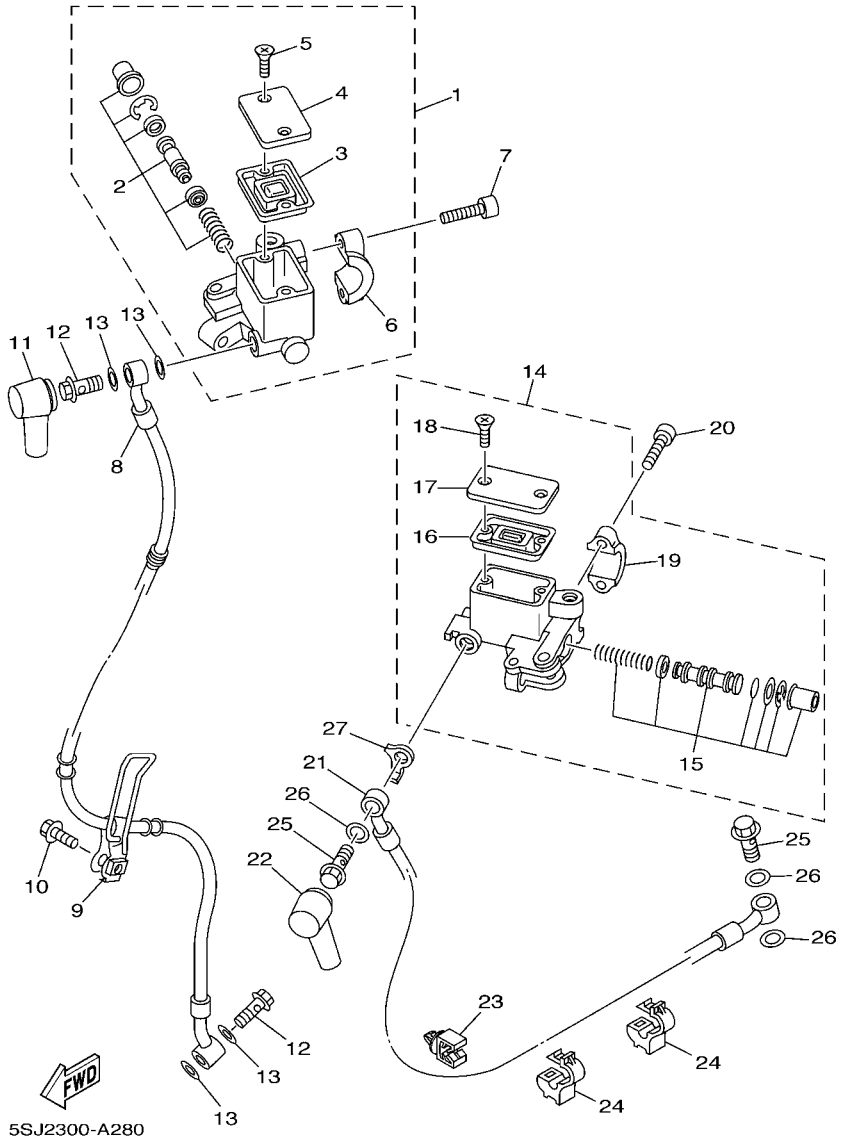

FIG. 28 CILINDRO MAESTRO DELANTERO

REF. Nº	CODIGO Nº	DESCRIPCION	5SJ9					OBSERVACIONES
1	5RB–2583T–00	CILINDRO MAESTRO COMPLETO	1					
2	1JL–W0041–01	.JUEGO DE CILINDRO MAESTRO	1					
3	3RW–25854–00	.DIAFRAGMA TANQUE RESERVA	1					
4	3RW–25852–00	.TAPA DE TANQUE DE RESERVA	1					
5	36Y–2589H–00	.TORNILLO	2					
6	3RW–25867–00	.SOPORTE DE CILINDRO MAESTRO	1					
7	91317–06025	PERNO	2					
8	5SJ–25872–10	MANGUERA DE FRENO 1	1					
9	4HC–25876–00	SOPORTE DE MANGUERA FRENO 2	1					
10	95807–06020	TUERCA DE REBORDE	1					
11	4L0–25862–01	FUNDA DE CILINDRO MAESTRO	1					
12	90401–10159	PERNO DE UNION	2					
13	90201–10118	ARANDELA PLANA	4					
14	5CG–2583T–A4	CILINDRO MAESTRO COMPLETO	1					
15	5CG–W0041–10	.JUEGO DE CILINDRO MAESTRO	1					
16	3RW–25854–00	.DIAFRAGMA TANQUE RESERVA	1					
17	4GY–25852–01	.TAPA DE TANQUE DE RESERVA	1					
18	36Y–2589H–00	.TORNILLO	2					
19	3RW–25867–00	.SOPORTE DE CILINDRO MAESTRO	1					
20	91317–06025	PERNO	2					
21	5SJ–2584A–10	MANGUERA DE FRENO	1					
22	4L0–25862–01	FUNDA DE CILINDRO MAESTRO	1					
23	5GM–81677–00	GRAMPA 1	1					
24	90464–05188	BRIDA	2					
25	90401–10159	PERNO DE UNION	2					
26	90201–10118	ARANDELA PLANA	3					
27	5CG–25844–00	ARANDELA DE CIERRE	1					

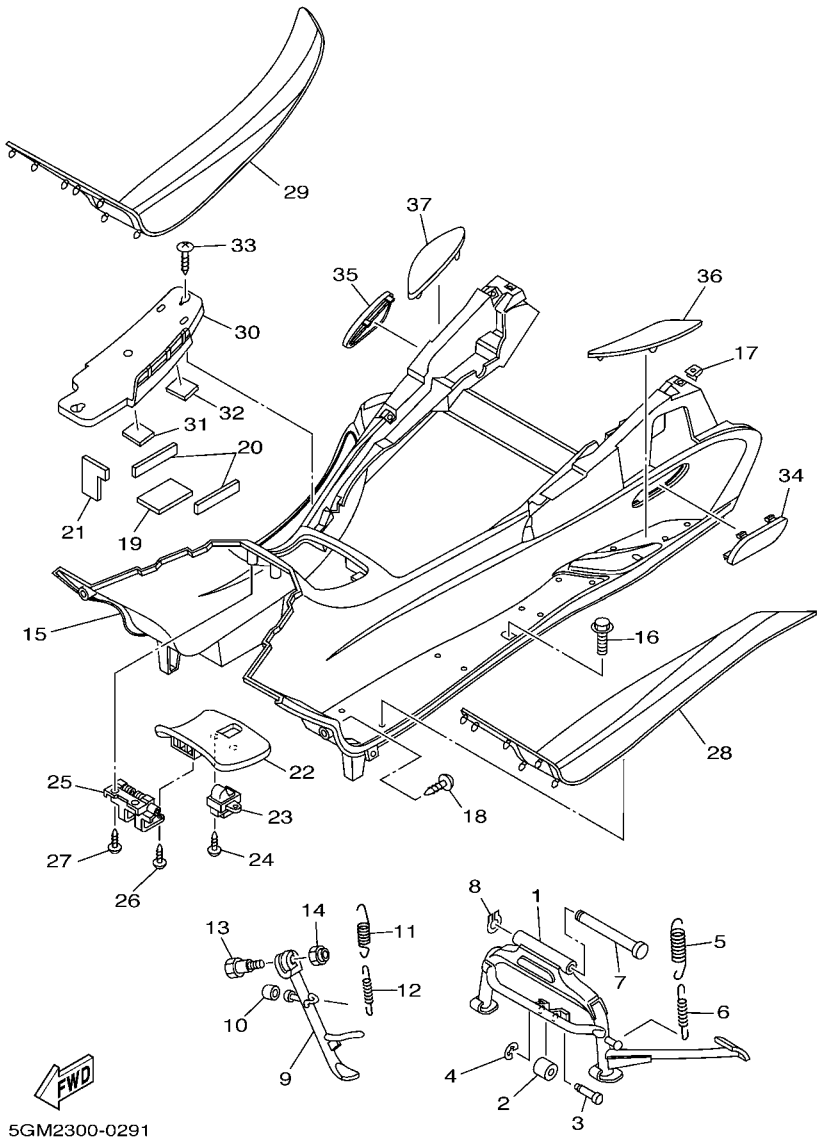

FIG. 29 SOPORTE. APOYAPIE

REF. Nº	CODIGO Nº	DESCRIPCION	5SJ9					OBSERVACIONES
1	4HC–27111–01	PUNTAL PRINCIPAL	1					
2	4HC–27114–00	TOPE DE PUNTAL PRINCIPAL	1					
3	4HC–27112–00	EJE DE PUNTAL PRINCIPAL	1					
4	99001–04600	PRESILLA REDONDA	1					
5	90506–40175	RESORTE DE TENSION	1					
6	90506–20158	RESORTE DE TENSION	1					
7	58K–27112–02	EJE DE PUNTAL PRINCIPAL	1					
8	93430–12008	SEGURO	1					
9	5GM–27311–00	PUNTAL LATERAL	1					
10	3VR–27114–00	TOPE DE PUNTAL PRINCIPAL	1					
11	90506–26001	RESORTE DE TENSION	1					
12	90506–18224	RESORTE DE TENSION	1					
13	90109–10473	PERNO	1					
14	90185–10110	TUERCA AUTOBLOCANTE	1					
15	5GM–27481–01	TABLERO DE APOYAPIE	1					
16	90119–06060	TORNILLO CON ARANDELA	4					
17	90183–05042	TUERCA DE RESORTE	26					
18	97707–50016	TORNILLO ROSCA HEMBRA	4					
19	5GM–27414–01	AMORTIGUADOR DE APOYAPIE	1					
20	5GM–27424–00	AMORTIGUADOR DE APOYAPIE 2	1					
21	5GM–27485–00	SELLO	1					
22	5GM–27453–00	CUBIERTA APOYAPIE 1	1					
23	5GM–21780–00	CERRADURA COMPLETA	1					
24	97707–40512	TORNILLO ROSCA HEMBRA	2					
25	5GM–2849E–00	BISAGRA 4	1					
26	97707–40010	TORNILLO ROSCA HEMBRA	2					
27	97707–50016	TORNILLO ROSCA HEMBRA	2					

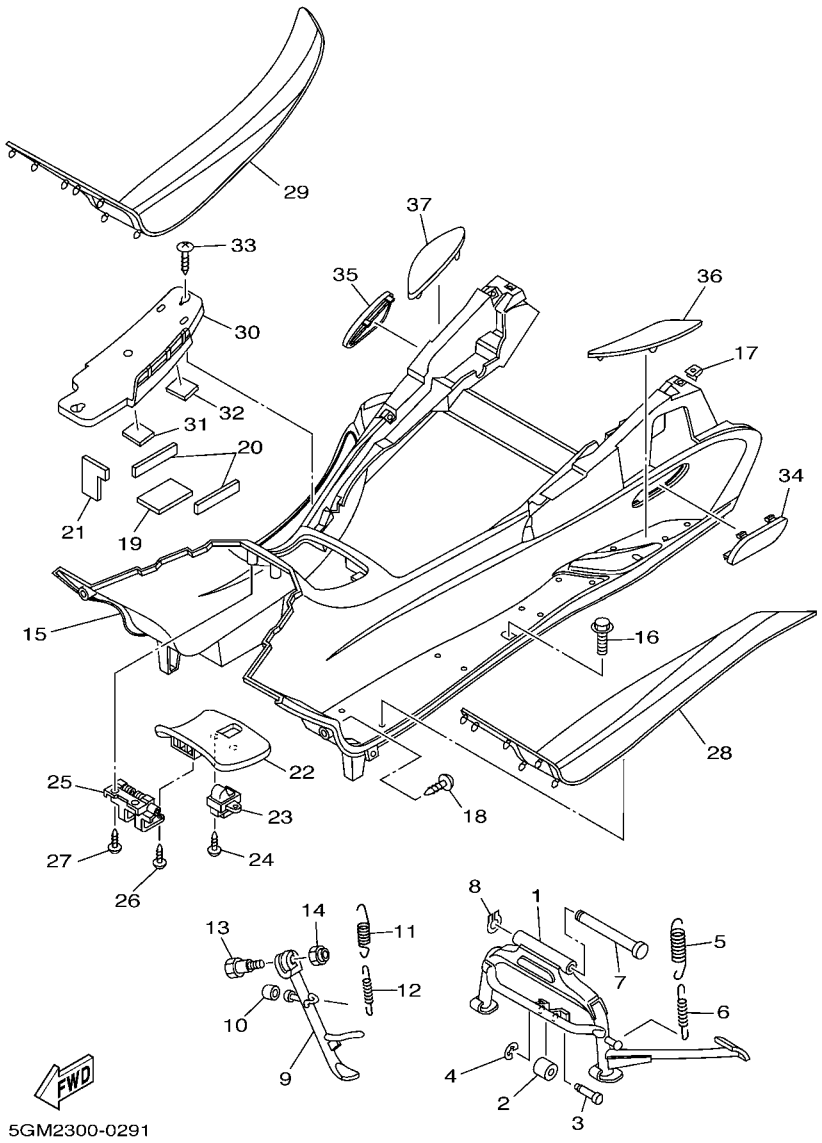

FIG. 29 SOPORTE. APOYAPIE

REF. Nº	CODIGO Nº	DESCRIPCION	5SJ9					OBSERVACIONES
28	5GM–27483–00	TAPETE 1	1					
29	5GM–27484–00	TAPETE 2	1					
30	5GM–27463–01	CUBIERTA APOYAPIE 2	1					
31	5GM–27482–00	MOLDURA DE APOYAPIE	1					
32	5GM–27492–00	MOLDURA DE APOYAPIE 2	1					
33	97707–50012	TORNILLO ROSCA HEMBRA	2					
34	5GM–27475–00	TAPA 1	1					
35	5GM–27476–00	MANGUERA 2	1					
36	5GM–27486–00	CUBIERTA 1	1					
37	5GM–27487–00	CUBIERTA 2	1					

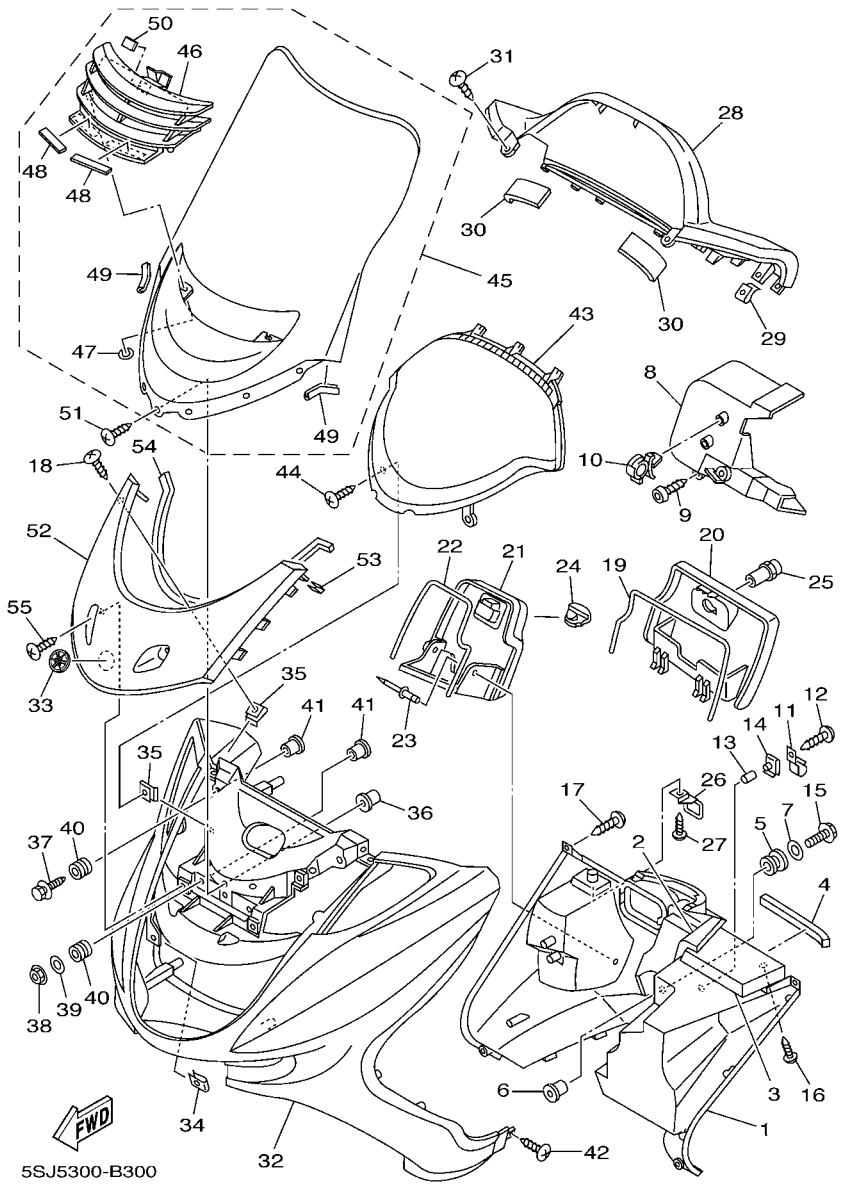

FIG. 30 PATA PROTEGIDA

REF. Nº	CODIGO Nº	DESCRIPCION	5SJ9					OBSERVACIONES
1	5SJ–28300–00	PROTECCION DE PATA COMPLETA	1					
2	5GM–28415–00	AMORTIGUADOR 1	1					
3	5GM–28416–00	AMORTIGUADOR 2	1					
4	5GM–28435–00	AMORTIGUADOR 4	1					
5	90480–13398	TAPON	1					
6	90387–065J6	COLLAR	1					
7	90201–086J0	ARANDELA PLANA	1					
8	5GM–2835U–02	PANEL 1	1					
9	3KJ–24453–00	TORNILLO	2					
10	90464–18246	BRIDA	1					
11	4HC–21796–01	BISAGRA	2					
12	97707–40512	TORNILLO ROSCA HEMBRA	2					
13	90445–057G5	TUBO (L10)	1					
14	90183–04027	TUERCA DE RESORTE	2					
15	90119–06096	TORNILLO CON ARANDELA	1					
16	90167–05079	TORNILLO DE ROSCA HEMBRA	4					
17	97707–50016	TORNILLO ROSCA HEMBRA	4					
18	90167–05079	TORNILLO DE ROSCA HEMBRA	4					
19	5GM–28371–00	AMORTIGUADOR	1					
20	5GM–2839K–00	TAPA 1	1					
21	5SJ–2478A–00	TAPA	1					
22	5SJ–28372–00	AMORTIGUADOR	1					
23	90269–08066	REMACHE	1					
24	5GM–2837G–00	AMORTIGUADOR	1					
25	4BH–21780–11	CERRADURA COMPLETA	1					
26	5GM–2837H–00	CERRADURA 2	1					
27	97707–40512	TORNILLO ROSCA HEMBRA	1					

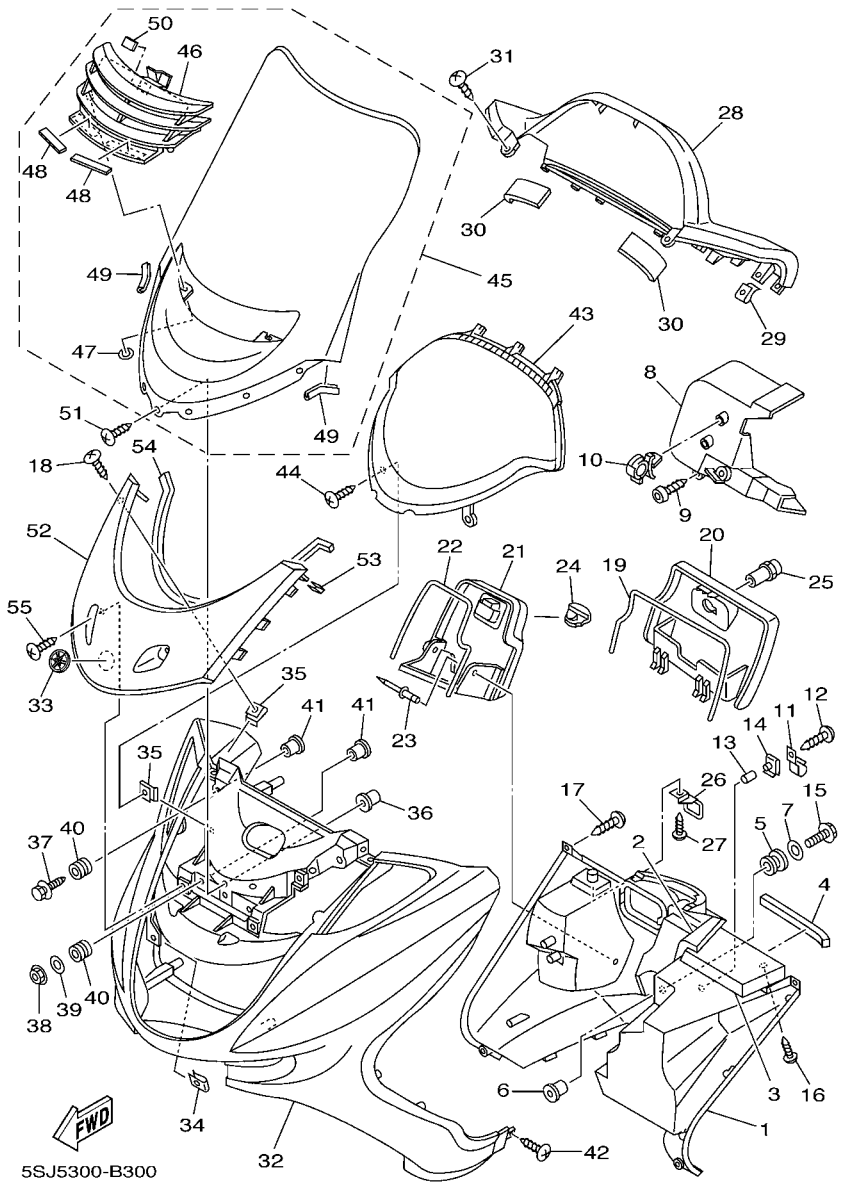

FIG. 30 PATA PROTEGIDA

REF. Nº	CODIGO Nº	DESCRIPCION	5SJ9					OBSERVACIONES
28	5SJ–2836K–00	PANEL 1	1					
29	90183–05042	TUERCA DE RESORTE	4					
30	5GM–2836T–00	AMORTIGUADOR DE MONTAJE 1	2					
31	97707–50012	TORNILLO ROSCA HEMBRA	2					
32	5GM–28351–01–0L	CUERPO DE COBERTURA	1					UR MAS
	5GM–28351–01–P8	CUERPO DE COBERTURA	1					UR DRMD
	5GM–28351–01–PC	CUERPO DE COBERTURA	1					UR DNBME
	5GM–28351–01–PD	CUERPO DE COBERTURA	1					UR DNMA
33	5GM–2836B–01	MARCA	1					
34	90183–06053	TUERCA DE RESORTE	4					
35	90183–05042	TUERCA DE RESORTE	6					
36	90179–05523	TUERCA	7					
37	90119–06163	TORNILLO CON ARANDELA	2					
38	95704–06500	TUERCA DE BRIDA	2					
39	90201–06057	ARANDELA PLANA	2					
40	90480–13398	TAPON	4					
41	90387–067N5	COLLAR	4					
42	97707–50012	TORNILLO ROSCA HEMBRA	2					
43	5GM–2836L–00	PANEL 2	1					
44	97707–50012	TORNILLO ROSCA HEMBRA	2					
45	5RB–28380–10	VISERA COMPLETO	1					
46	5GM–2838B–00	.REJILLA COMPLETO	1					
47	90183–05004	.TUERCA DE RESORTE	2					
48	5GM–28344–00	.CINTA	2					
49	5GM–2834E–00	.AMORTIGUADOR 1	2					
50	5GM–2834F–00	.AMORTIGUADOR	1					
51	90150–05024	TORNILLO CABEZA REDONDA	7					

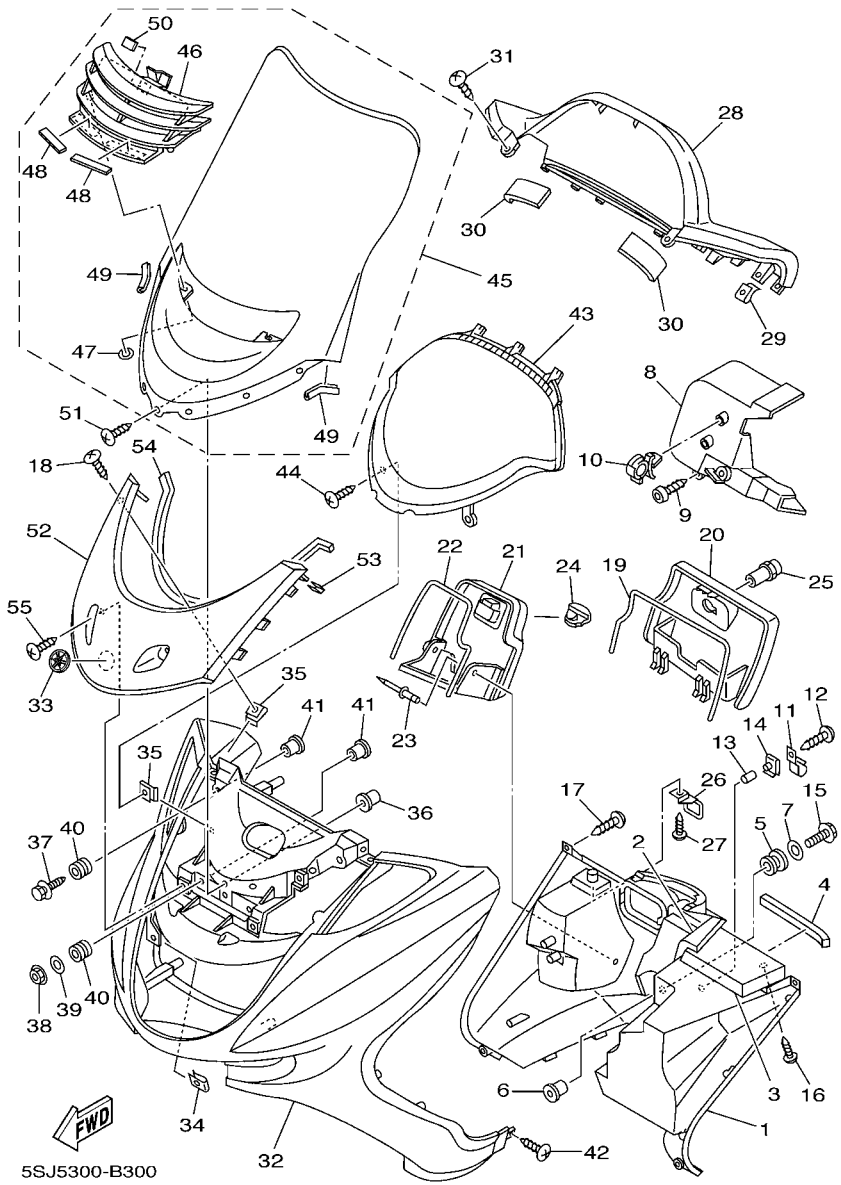

FIG. 30 PATA PROTEGIDA

REF. Nº	CODIGO Nº	DESCRIPCION	5SJ9					OBSERVACIONES
52	5GM–28345–01–0L	MOLDURA 1	1					UR MAS
	5GM–28345–01–P8	MOLDURA 1	1					UR DRMD
	5GM–28345–01–PC	MOLDURA 1	1					UR DNBME
	5GM–28345–01–PD	MOLDURA 1	1					UR DNMA
53	5GM–28379–00	GANCHO	2					
54	5GM–28347–00	MOLDURA	1					
55	90167–05079	TORNILLO DE ROSCA HEMBRA	2					

FIG. 31 GENERADOR

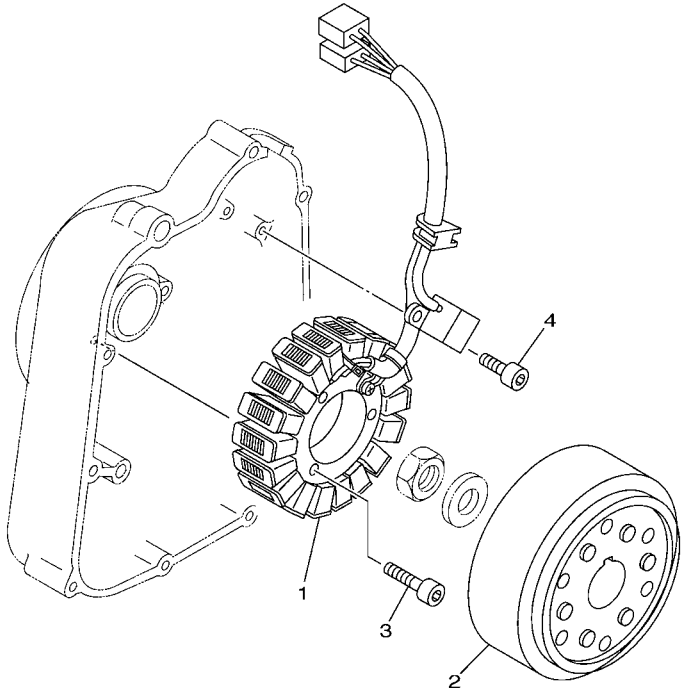

5GM1010-0311

REF. Nº	CODIGO Nº	DESCRIPCION	5SJ9					OBSERVACIONES
1	5GM–81410–00	ESTATOR COMPLETO	1					
2	5GM–81450–00	ROTOR COMPLETO	1					
3	91317–06030	PERNO	3					
4	91317–05012	PERNO	2					

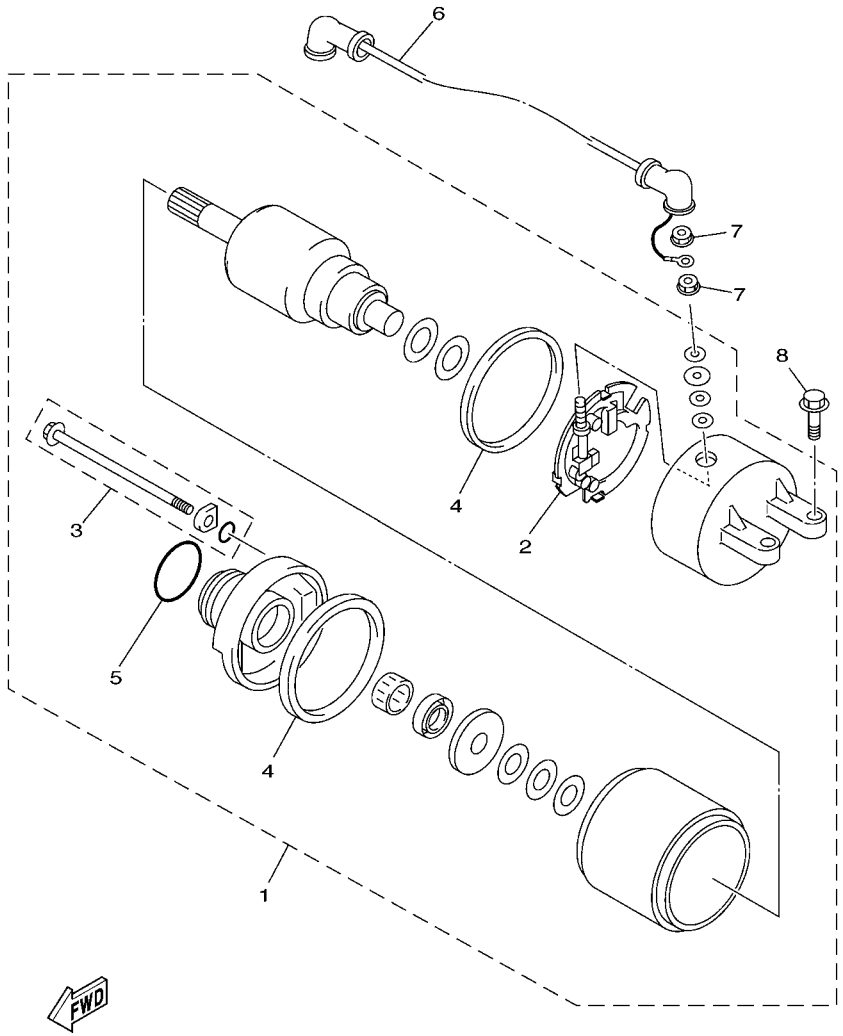

5GM1010-0321

FIG. 32 MOTOR DE ARRANQUE

REF. Nº	CODIGO Nº	DESCRIPCION	5SJ9					OBSERVACIONES
1	4HC–81890–00	MOTOR DE ARRANQUE COMPLETO	1					
2	3KS–81840–00	.SOSTEN DE ESCOBILLA COMPLETO	1					
3	3WP–81826–00	.PERNO	2					
4	11H–81844–00	.EMPAQUE	2					
5	1FK–81847–00	.ANILLO GOMA	1					
6	5GM–81815–00	CABLE, MOTOR DE ARRANQUE	1					
7	4XV–8182A–00	TUERCA	2					
8	95817–06025	TUERCA DE REBORDE	2					

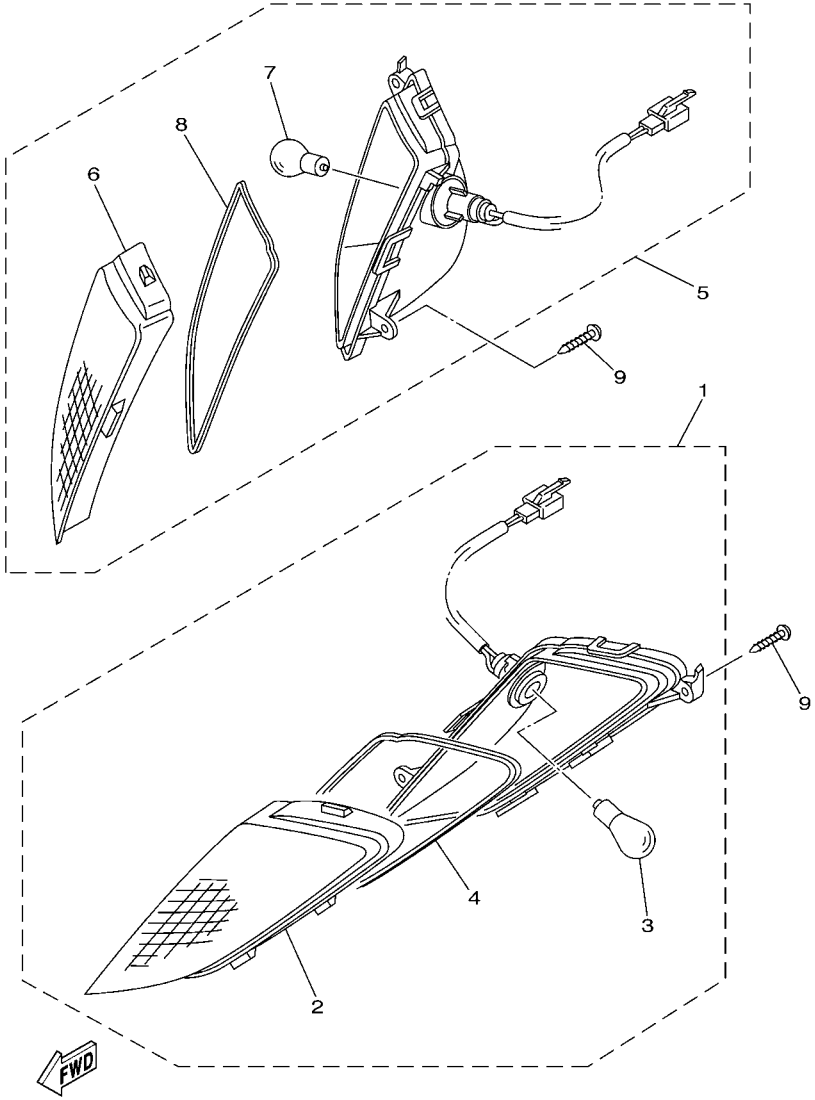

5GM7700-0331

FIG. 33 LUZ DE DESTELLADOR

REF. Nº	CODIGO Nº	DESCRIPCION	5SJ9					OBSERVACIONES
1	5GM–83310–11	DESTELLADOR DE LUZ DELANT.	1					
2	5GM–83312–00	.LENTE DE DESTELLADOR	1					
3	32H–83331–00	.AMPOLLETA DE DESTELLADOR	1					
4	5GM–83313–00	.EMPAQUE DE LENTE DESTELLADOR	1					
5	5GM–83320–11	DESTELLADOR DE LUZ DELANT.	1					
6	5GM–83322–00	.LENTE DE INTERMITENTE 2	1					
7	32H–83331–00	.AMPOLLETA DE DESTELLADOR	1					
8	5GM–83313–00	.EMPAQUE DE LENTE DESTELLADOR	1					
9	97707–50016	TORNILLO ROSCA HEMBRA	4					

FIG. 34 MEDIDOR

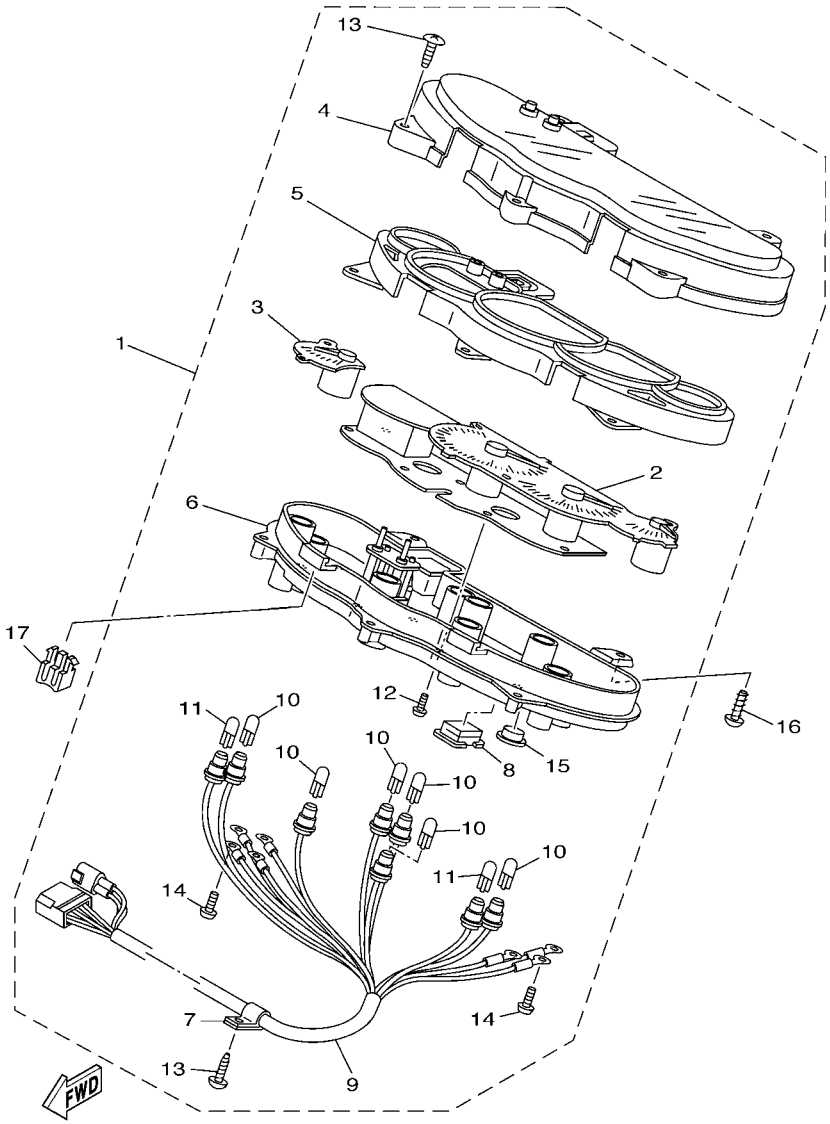

5SJ2300-A340

REF. Nº	CODIGO Nº	DESCRIPCION	5SJ9					OBSERVACIONES
1	5SJ–83500–01	VELOCIMETRO COMPLETO	1					
2	5SJ–83510–01	.VELOCIMETRO COMPL.	1					
3	5SJ–8350F–00	.MEDIDOR DE GESTION COMBUSTIBL	1					
4	5SJ–83511–00	.LENTE DE VELOCIMETRO	1					
5	5SJ–83612–00	.CUBIERTA DE PANEL MEDIDOR	1					
6	5SJ–8353H–00	.CAJA INFERIOR	1					
7	4HC–83595–00	.GRAMPA	1					
8	5EA–8352K–00	.TAPON CIEGO	1					
9	5SJ–83509–00	.ENCASTRE DE CABLE COMPLETO	1					
10	1YT–83517–00	.AMPOLLETA (12V-1.7W T10)	6					
11	4R0–83517–00	.AMPOLLETA (12V-3.4W T10)	2					
12	97607–30214	.TORNILLO CAB CON PLANA C/ARAN	6					
13	97707–40016	.TORNILLO ROSCA HEMBRA	5					
14	5GM–83616–00	.TORNILLO	7					
15	2GG–8352K–00	.TAPON CIEGO	1					
16	97707–50014	TORNILLO ROSCA HEMBRA	2					
17	4HC–2837G–00	AMORTIGUADOR	2					

FIG. 35 FARO DELANTERO

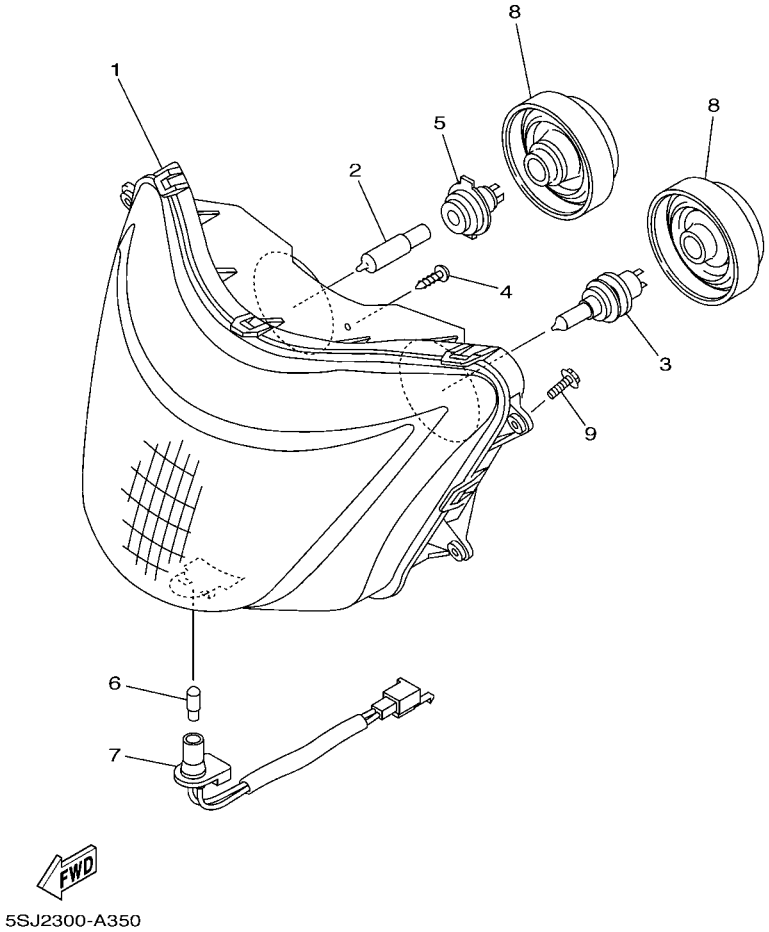

REF. Nº	CODIGO Nº	DESCRIPCION	5SJ9					OBSERVACIONES
1	5GM–84310–10	UNIDAD DE FARO DELANTERO COMPL	1					
2	4SV–84314–00	BOMBILLA (12V-55W)	1					(H7)HALOGEN
3	8G9–84314–00	BOMBILLA (12V-60/55W)	1					(H4)HALOGEN
4	97702–40912	TORNILLO ROSCA HEMBRA	5					
5	4SV–84350–00	ENCASTRE DE CABLE COMPLETO	1					
6	4SV–84347–00	BOMBILLA (12V-5W)	1					
7	4XV–84312–00	ENCASTRE DE CABLE COMPLETO	1					
8	5GM–84397–00	CUBIERTA DE ENCASTRE	2					
9	90119–06052	TORNILLO CON ARANDELA	4					

FIG. 36 LUZ DE COLA

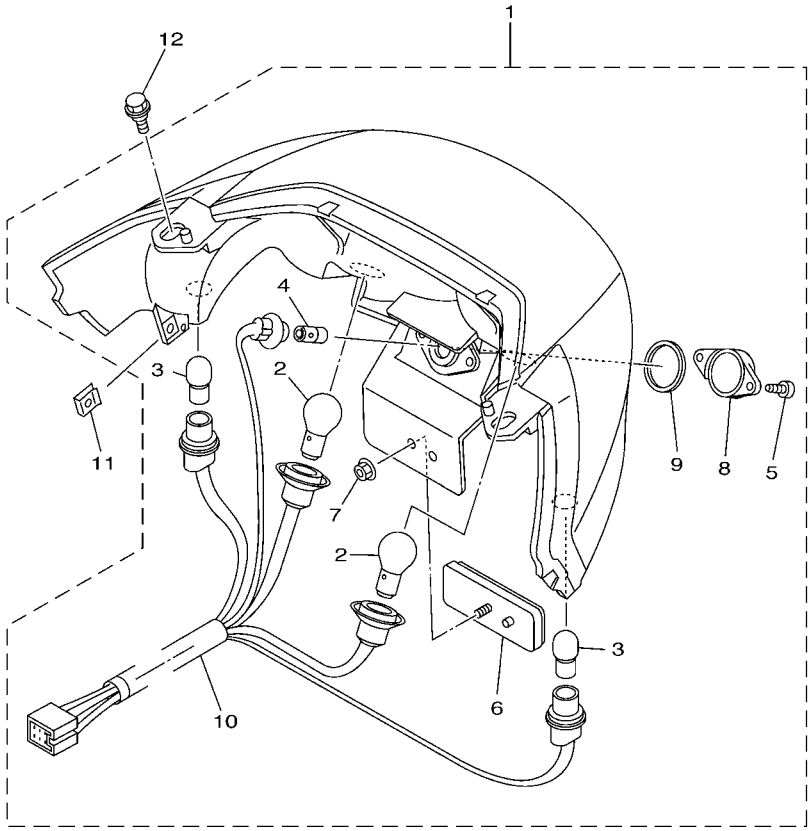

5SJ2300-A360

REF. Nº	CODIGO Nº	DESCRIPCION	5SJ9					OBSERVACIONES
1	5SJ–84710–00	CONJT. FARO TRASERO	1					
2	1A2–84714–41	.AMPOLLETA (12V-21/5W)	2					
3	5GM–83311–00	.AMPOLLETA (12V-18W)	2					
4	4HC–84744–00	.BOMBILLA (12V-5W)	1					
5	97702–40114	.TORNILLO ROSCA HEMBRA	2					
6	3Y6–85130–02	.REFLECTOR TRASERO COMPLETO	1					
7	95702–05500	.TUERCA DE REBORDE	1					
8	4HC–84743–00	.LENTE DE LUZ DE LICENCIA	1					
9	4HC–84545–00	.EMPAQUE DE LENTE	1					
10	5SJ–84735–00	.CABLE COMPLETA	1					
11	90183–05042	TUERCA DE RESORTE	2					
12	90109–063F1	PERNO	2					

FIG. 37 INTERRUPTOR DE MANIJA. PALANCA

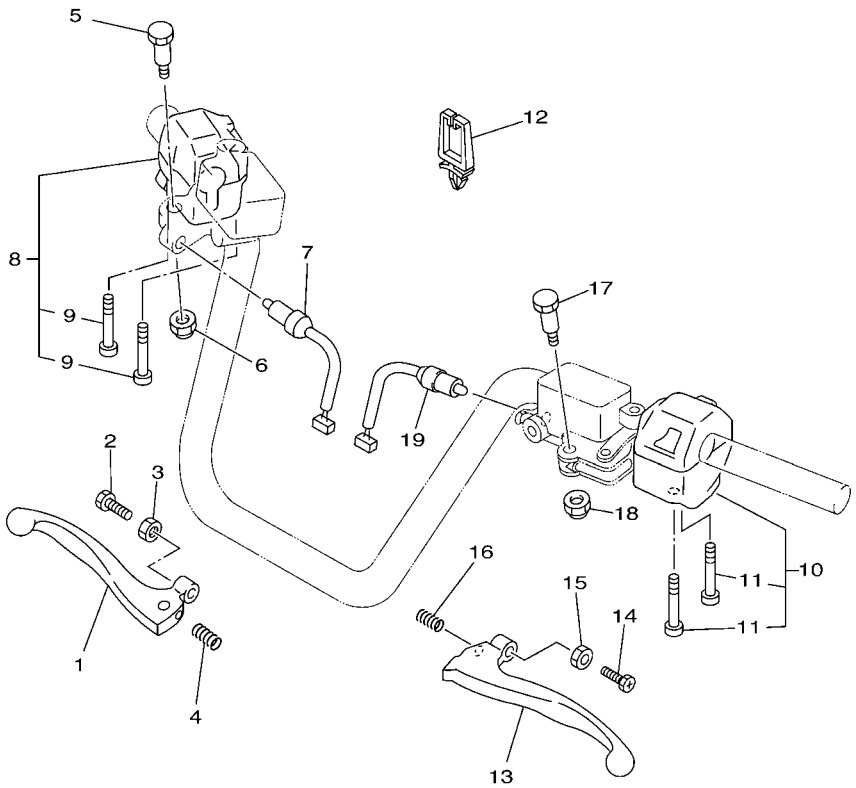

REF. Nº	CODIGO Nº	DESCRIPCION	5SJ9					OBSERVACIONES
1	5CG–83922–01	PALANCA 2	1					
2	90143–06024	TORNILLO HEXAGONAL	1					
3	90170–06010	TUERCA	1					
4	90501–10312	RESORTE DE COMPRESION	1					
5	90109–06577	PERNO	1					
6	95607–06100	TUERCA AUTOBLOCANTE	1					
7	4FU–83980–00	INTERRUP.PARADA DELANTERO	1					
8	5SJ–83975–00	INTERRUPTOR MANIJA 2	1					
9	98507–05045	.TORNILLO DE CABEZA CON PLANA	2					
10	5SJ–83972–10	INTERRUPTOR DE MANIJA 4	1					
11	98507–05050	.TORNILLO DE CABEZA CON PLANA	2					
12	90464–05141	BRIDA	1					
13	5CG–83912–11	PALANCA 1	1					
14	90143–06024	TORNILLO HEXAGONAL	1					
15	90170–06010	TUERCA	1					
16	90501–10312	RESORTE DE COMPRESION	1					
17	90109–06577	PERNO	1					
18	95607–06100	TUERCA AUTOBLOCANTE	1					
19	4FU–83980–00	INTERRUP.PARADA DELANTERO	1					

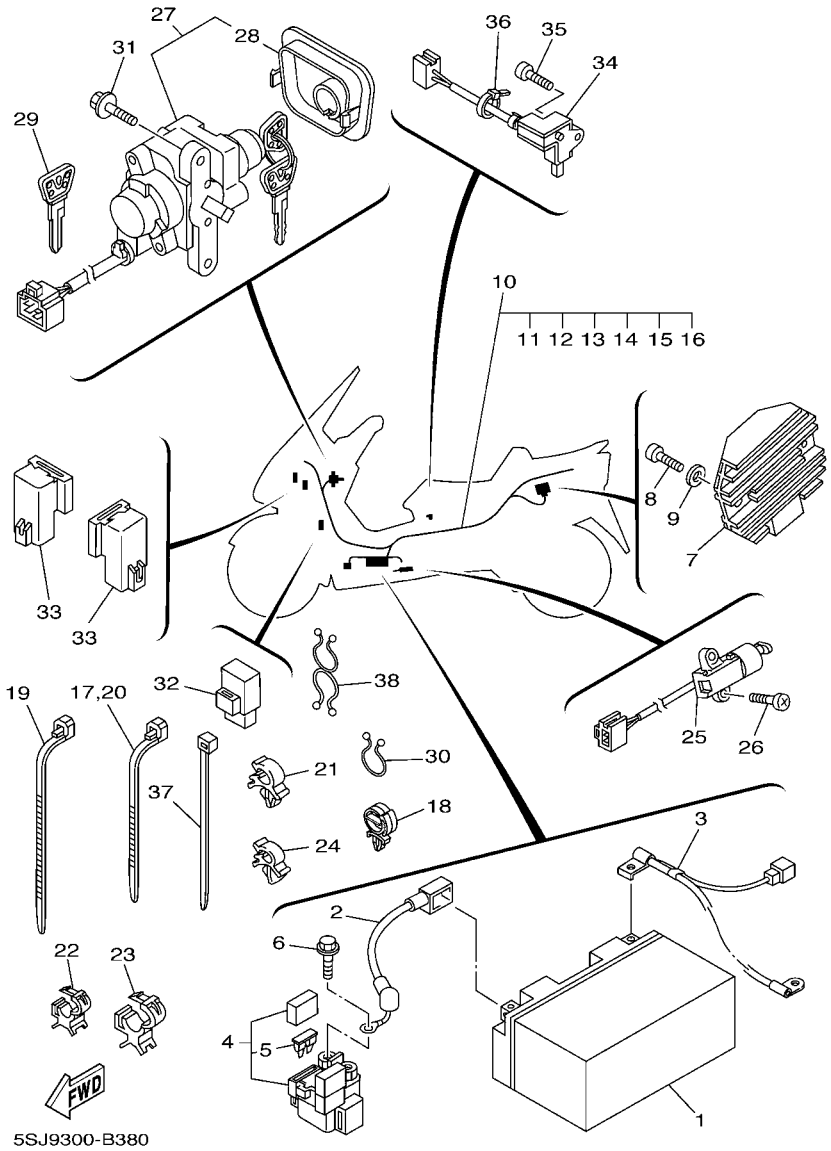

FIG. 38 EQUIPO ELECTRICO 1

REF. Nº	CODIGO Nº	DESCRIPCION	5SJ9					OBSERVACIONES
1	4UC–82100–01	BATERIA COMPLETA (GS GT7B-4)	1					
2	5GM–82115–00	CABLE CONDUCTOR POSITIVO	1					
3	5GM–82116–00	CABLE CONDUCTOR NEGATIVO	1					
4	4DN–81940–00	CONJUNTO ARRANCADOR RELEVO	1					
5	1AE–82151–00	.FUSIBLE (30A-BL)	2					
6	95027–06008	PERNO, DE BRIDA	2					
7	4XY–81960–00	RECTIFICADOR Y REGULADOR	1					
8	98507–06025	TORNILLO DE CABEZA CON PLANA	2					
9	92907–06600	ARANDELA	2					
10	5SJ–82590–10	CONJUNTO DE CABLES	1					
11	3WP–81980–00	.RECTIFICADOR 2	1					
12	4WA–81980–00	.RECTIFICADOR 2	1					
13	5JJ–82151–40	.FUSIBLE (4A-BL)	2					
14	5JJ–82151–10	.FUSIBLE (15A-BL)	3					
15	5JJ–82151–00	.FUSIBLE (7.5A-BL)	2					
16	5JJ–82151–30	.FUSIBLE (10A-BL)	2					
17	90464–13073	BRIDA	1					
18	90464–20181	BRIDA	1					
19	90464–15195	BRIDA	1					
20	90464–13073	BRIDA	3					
21	90464–11003	BRIDA	5					
22	90464–10190	BRIDA	2					
23	90464–15192	BRIDA	4					
24	90464–07001	BRIDA	3					
25	5RT–82566–50	INTERRUPTOR	1					
26	90157–05079	TORNILLO CABEZA CONICA PLANA	2					
27	5SJ–82501–10	LLAVE DE IGNICION COMPLT	1					

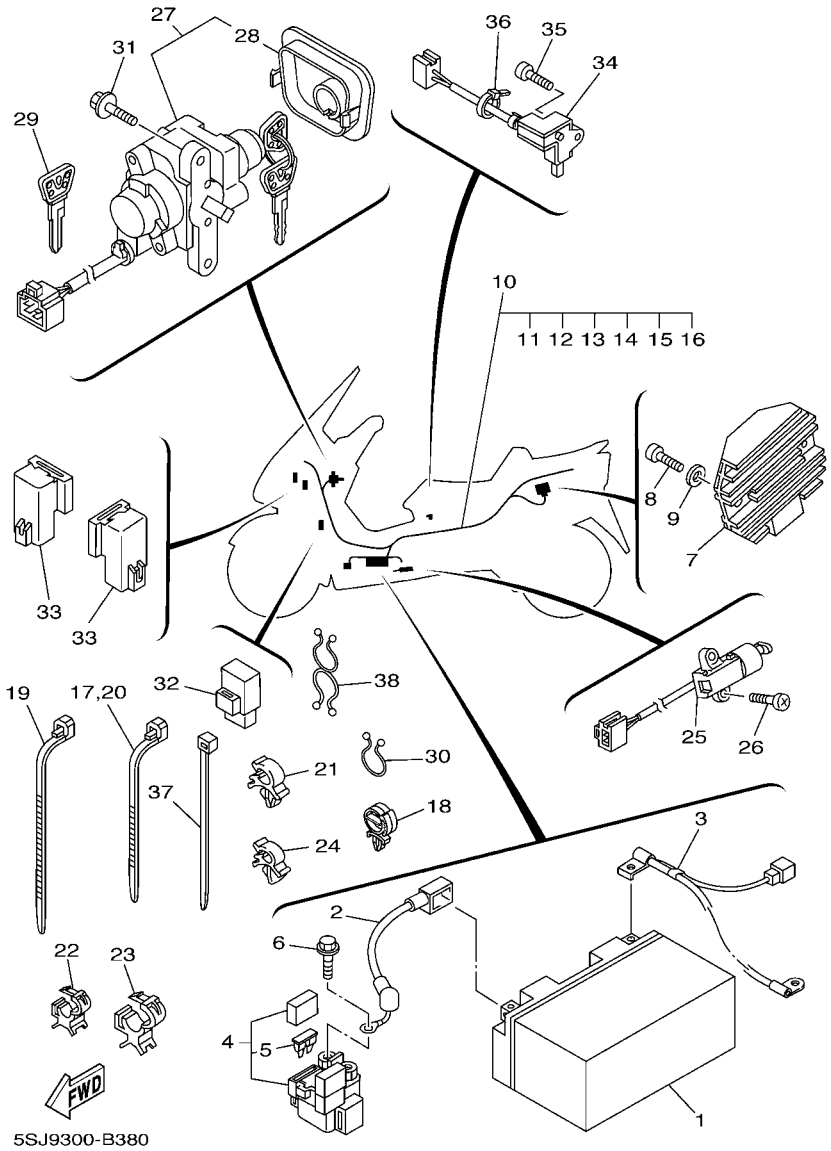

FIG. 38 EQUIPO ELECTRICO 1

REF. Nº	CODIGO Nº	DESCRIPCION	5SJ9					OBSERVACIONES
28	5SJ–82552–10	.TAPA DE INTERRUPTOR	1					
29	4BH–82511–09	LLAVE EN BLANCO	1					AP
30	341–82594–00	GRAMPA	1					
31	90109–066A7	PERNO	2					
32	4HC–81950–00	RELE COMPLETO	1					
33	29U–81950–93	RELE COMPLETO	2					
34	5GM–81860–00	INTERRUPTOR COMPL	1					
35	98907–03008	TORNILLO DE LIGAR	1					
36	5Y9–12491–00	GRAMPA 1	1					
37	5Y9–12491–00	GRAMPA 1	2					
38	90464–14134	BRIDA	1					

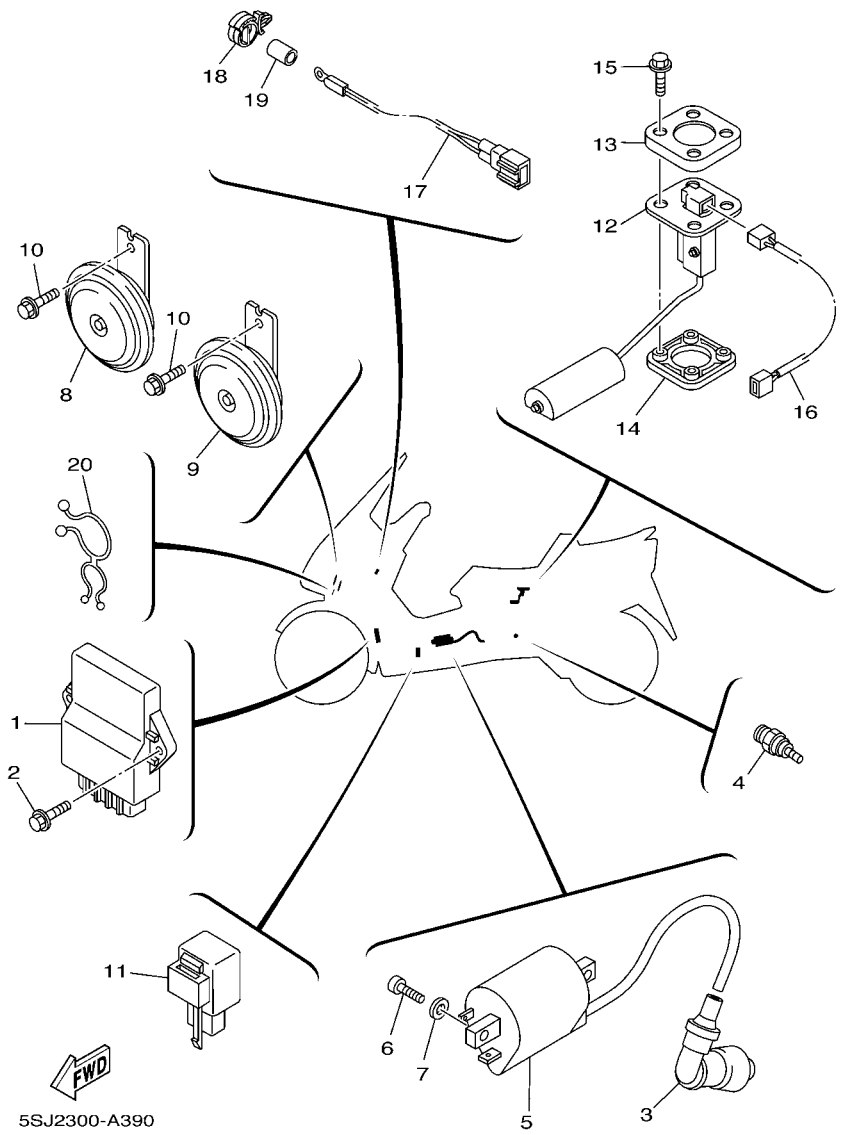

FIG. 39 EQUIP0 ELECTRICO 2

REF. Nº	CODIGO Nº	DESCRIPCION	5SJ9					OBSERVACIONES
1	5SJ–82305–10	UNIDAD DE ENCENDIDO COMPLETA	1					
2	95027–06016	PERNO, DE BRIDA	2					
3	4BP–82370–00	TAPON DE BUJIA COMPLT	1					
4	46X–83591–00	UNIDAD TERMOSTATO	1					
5	4HC–82310–00	BOBINA DE ENCENDIDO COMPLETA	1					
6	98507–05016	TORNILLO DE CABEZA CON PLANA	2					
7	92907–05600	ARANDELA	2					
8	3TB–83371–01	BOCINA	1					
9	5GM–83371–10	BOCINA	1					
10	95807–06010	TUERCA DE REBORDE	2					
11	3GM–83350–01	RELE DE DESTELLADOR COMPL.	1					
12	5GM–85752–00	UNIDAD TRANSM MED.COMBUST.	1					
13	2JG–85757–00	SEGURO	1					
14	4US–85753–00	EMPAQUE DE UNIDAD TRANSMISORA	1					
15	90119–05071	TORNILLO CON ARANDELA	4					
16	5GM–82509–00	CABLE SUBCONDUCTOR	1					
17	JT2–85700–00	THERMISTOR	1					
18	90464–18246	BRIDA	1					
19	5SJ–83535–00	TUBO	1					
20	90464–25098	BRIDA	1					

INDICE NUMERICO

CODIGO Nº	REF. Nº
5GM–11101–00	B – 2
4GA–1111F–00	B – 5
4G0–11133–10	B – 2
4KB–11145–00	B – 5
4HC–11160–00	B – 2
4HC–11166–00	B – 2
4HC–11181–01	B – 2
3GC–11186–00	B – 2
3GC–11187–00	B – 2
4HC–11311–00	B – 2
4HC–11351–00	B – 2
5GM–11400–10	B – 3
4HC–11603–00	B – 3
4HC–11605–00	B – 3
4HC–11607–00	B – 3
4HC–11631–01	B – 3
4JH–11633–00	B – 3
4HC–11636–01	B – 3
4HC–11638–01	B – 3
5GM–12111–00	B – 4
4HC–12113–00	B – 4
4HC–12114–00	B – 4
4G0–12116–01	B – 4
4G0–12117–00	B – 4
4G0–12118–00	B – 4
5H0–12119–00	B – 4
5H0–12121–01	B – 4
5H0–12146–00	B – 4
36X–12151–00	B – 4
3Y1–12156–00	B – 4
4HC–12157–00	B – 5
2NX–12159–00	B – 4
4HC–12170–00	B – 5
4HC–12176–00	B – 5
2UJ–12210–01	B – 5
4RF–12213–00	B – 5
4HC–12231–00	B – 5
4HC–12241–00	B – 5
5GM–12405–00	B – 7
4HC–12411–00	B – 7
4HC–12413–00	B – 7
5GM–12420–01	B – 6
4HC–12421–00	B – 6
4HC–12422–01	B – 6
5GM–12426–00	B – 6
4HC–12428–10	B – 6
11H–12438–10	B – 6
5GM–12443–00	B – 7

CODIGO Nº	REF. Nº
4HC–12446–00	B – 6
5GM–12450–01	B – 6
4HC–12459–00	B – 6
5GM–12461–10	B – 7
4JH–12462–00	B – 7
5GM–12476–00	B – 7
5GM–12481–00	B – 7
5GM–12482–00	B – 7
5GM–12483–00	B – 7
5GM–12484–00	B – 7
5GM–12485–00	B – 7
5Y9–12491–00	E – 11
4HC–12576–00	B – 7
4HC–12577–00	B – 7
4HC–12591–00	B – 7
4HC–13300–00	B – 9
4HC–13325–00	B – 9
51Y–13411–00	B – 9
4HC–13475–00	B – 9
5GM–13542–00	B – 14
4HC–13586–11	B – 10
4HC–13595–00	B – 10
2GV–13907–00	D – 2
4HC–14103–00	B – 11
5GM–14105–00	B – 11
5GM–1410A–10	B – 11
4KL–14115–00	B – 11
4HC–14147–00	B – 11
4HC–14196–00	B – 12
4HC–14197–00	B – 12
5GM–14197–00	B – 12
5GM–14243–00	B – 12
4JP–14243–01	B – 11
4KL–14272–01	B – 11
4HC–14286–00	B – 12
5GM–14294–00	B – 10
5GM–14301–11	B – 11
4HC–14340–01	B – 11
4UC–14341–00	B – 12
4UC–14341–10	B – 12
38V–14342–71	B – 12
50M–14343–64	B – 12
50M–14355–00	B – 12
4KL–14384–00	B – 11
25N–14385–00	B – 11
4KL–14386–00	B – 11
4HC–14390–00	B – 11
4KL–14397–00	B – 11

CODIGO Nº	REF. Nº
5H0–14397–00	B – 11
4KL–14404–00	B – 11
4HC–14411–00	B – 10
5GM–14412–01	B – 10
5GM–1441A–00	B – 10
4HC–14429–00	B – 11
5GM–14437–00	B – 10
4HC–14451–00	B – 10
4HC–14452–00	B – 10
4HC–14453–01	B – 10
17W–14462–00	C – 3
4HC–14472–00	B – 10
4KL–14536–00	B – 11
5GM–14565–00	B – 12
4HC–14592–00	B – 11
5GM–14611–10	B – 13
3MT–14613–00	B – 13
4HC–14628–00	B – 13
5RB–14711–00	B – 13
4BH–14714–00	B – 13
5SJ–14718–00	B – 13
5GM–14728–00	B – 13
5GM–14738–00	B – 13
5RB–14748–00	B – 13
5RB–14758–00	B – 13
4BD–14766–00	B – 13
5RB–14766–00	B – 13
5SJ–14799–00	B – 13
5GM–14803–00	B – 14
5GM–14806–00	B – 14
5GM–14815–00	B – 13
5GM–1482K–00	B – 13
5GM–14871–01	B – 13
5GM–14881–00	B – 13
5GM–14882–00	B – 14
5GM–14883–00	B – 14
4HC–1490A–00	B – 11
4HC–1490H–08	B – 11
5GM–1490J–00	B – 11
4HC–14958–00	B – 11
5GM–15100–00	B – 15
36Y–15189–00	C – 4
5GM–15199–00	B – 15
5GM–15316–00	C – 3
5GM–15326–00	C – 3
5GM–15335–00	C – 3
5GM–15337–00	C – 3
5GM–15338–00	C – 3

CODIGO Nº	REF. Nº
4HC–15351–00	B – 9
2T4–15363–00	B – 15
4HC–15363–00	C – 3
4HC–15378–00	B – 15
1UF–15379–00	C – 9
5GM–15407–00	C – 3
5GM–15411–00	C – 3
5GM–15417–00	C – 3
5GM–15421–00	B – 15
5GM–15431–00	C – 3
5GM–15451–00	C – 3
4HC–15453–00	C – 3
4HC–15461–00	B – 15
5GM–15471–00	C – 3
4HC–15472–00	C – 3
3KJ–15481–00	C – 3
5GM–15491–00	C – 3
4HC–15492–00	B – 15
5GM–15499–00	C – 3
4HC–15512–00	C – 5
4HC–15517–00	C – 5
2HT–15521–00	C – 5
4HC–15590–00	C – 5
5GM–16111–00	C – 8
5GM–16151–00	C – 8
5GM–16611–00	C – 6
5GM–16620–00	C – 6
5KD–16626–10	C – 6
5GM–17211–00	C – 8
5GM–17411–00	C – 8
5GM–17421–00	C – 8
4HC–17611–00	C – 6
5GM–17620–00	C – 6
4HC–17623–00	C – 6
4CW–17632–01	C – 6
5CG–17639–00	C – 6
5CG–17641–00	C – 6
5GM–17644–00	C – 6
5GM–17649–00	C – 2
4HC–17653–00	C – 6
4HC–17654–00	C – 6
5GM–17660–00	C – 6
4CW–17664–00	C – 6
4HC–17670–10	C – 6
5GM–21110–02	C – 9
5CG–21279–00	C – 10
5GM–21417–00	C – 9
5CG–21420–01	C – 9

CODIGO Nº	REF. Nº
4HC–21480–00	C – 9
4HC–21511–01–0L	C – 10
4HC–21511–01–PH	C – 10
4HC–21511–01–PM	C – 10
4HC–21511–01–PN	C – 10
5GM–21552–00	C – 10
5GM–21629–00	D – 5
5A8–21639–00	D – 5
5GM–21711–01–0L	C – 11
5GM–21711–01–P8	C – 11
5GM–21711–01–PC	C – 11
5GM–21711–01–PD	C – 11
5GM–2171L–00–0L	C – 11
5GM–2171L–00–P8	C – 11
5GM–2171L–00–PC	C – 11
5GM–2171L–00–PD	C – 11
5GM–2171M–00–0L	C – 11
5GM–2171M–00–P8	C – 11
5GM–2171M–00–PC	C – 12
5GM–2171M–00–PD	C – 12
5GM–2171N–00–0L	C – 12
5GM–2171N–00–P8	C – 12
5GM–2171N–00–PC	C – 12
5GM–2171N–00–PD	C – 12
5GM–21721–01–0L	C – 11
5GM–21721–01–P8	C – 11
5GM–21721–01–PC	C – 11
5GM–21721–01–PD	C – 11
5GM–21731–00	C – 12
5GM–2173B–00	C – 12
5GM–21778–00	C – 11
5GM–21779–00	C – 11
5GM–2177F–00	D – 4
5GM–21780–00	D – 12
4BH–21780–11	D – 14
4HC–21796–01	D – 14
1AA–21815–00	C – 12
5GM–21816–00	C – 12
5GM–21817–00	C – 12
5GM–21871–00	C – 12
1AA–21874–00	C – 12
5GM–22100–00	C – 13
5GM–22210–00	C – 13
164–22216–00	B – 15
	C – 13
5GM–23100–01	C – 14
5GM–23110–00	C – 14
5RB–23111–00	C – 14

CODIGO Nº	REF. Nº
3J2–23114–00	C – 14
4HC–23125–20	C – 14
4HC–23126–10	C – 14
4HC–23136–11	C – 14
5GM–23141–00	C – 14
2UJ–23144–00	C – 14
2UJ–23145–00	C – 14
22W–23146–L0	C – 14
3DM–23149–10	C – 14
22W–23153–L0	C – 14
509–23158–L0	C – 14
5GM–23170–00	C – 14
4HC–23173–20	C – 14
278–23181–50	C – 14
3G2–23183–00	C – 14
4HC–23184–10	C – 14
5RB–23317–00	C – 15
5GM–23340–01	C – 14
22F–23411–01	C – 14
22F–23412–01	C – 14
3VP–23416–00	C – 15
3YF–23418–00	C – 15
22F–2341E–00	C – 14
4H7–23441–10	C – 15
5SJ–23442–00	C – 15
164–23462–00	C – 14
341–23469–00	D – 5
5GM–24110–11	D – 2
3HA–24141–00	C – 9
5GM–24145–00	D – 2
5GM–24145–10	D – 2
5GM–2414A–00	D – 2
5GM–2414G–00	D – 2
5GM–2414H–00	D – 2
22F–24182–00	D – 4
5GM–24191–00	D – 2
5GM–24311–00	D – 2
5GM–24312–00	D – 2
1AE–24366–00	D – 2
3KJ–24453–00	D – 14
5GM–24492–00	D – 3
214–24535–00	B – 11
1FK–24560–10	D – 2
3KJ–24602–03	D – 2
5GM–24667–00	D – 2
5GM–2467E–00	D – 4
5GM–24704–01	D – 4
5GM–2470E–02	D – 4

INDICE NUMERICO

CODIGO Nº	REF. Nº
5SJ–2470F–20	D – 4
5GM–2470F–B0	D – 4
5SJ–24710–20	D – 4
5GM–24723–00	D – 4
5GM–24738–00	D – 4
5GM–24747–00	D – 4
5GM–24750–A0	D – 4
5GM–24773–00–0L	D – 4
5GM–24773–00–P8	D – 5
5GM–24773–00–PC	D – 5
5GM–24773–00–PD	D – 5
5GM–24774–00	D – 4
5GM–24780–01	D – 5
5SJ–2478A–00	D – 14
5GM–2478D–01	D – 5
5GM–2478G–01	D – 5
5RB–25160–00–35	D – 6
4YR–2517G–00	D – 6
4HC–25181–00	D – 6
5GM–25319–00	D – 8
5GM–25321–00–35	D – 8
5GM–25328–00	D – 8
5GM–25338–00–35	D – 8
5RB–25383–00	D – 6
5MT–25398–00	D – 6
	D – 8
5MT–25398–10	D – 6
	D – 8
5MT–25398–20	D – 6
	D – 8
5GM–25683–00	D – 8
5SJ–2580U–00	D – 7
5GM–2580W–01	D – 9
5EB–25828–00	D – 9
5GM–25828–00	D – 9
4HC–2582T–00	D – 7
5GM–2582W–00	D – 9
5RB–2583T–00	D – 11
5CG–2583T–A4	D – 11
5CG–25844–00	D – 11
5SJ–2584A–10	D – 11
3RW–25852–00	D – 11
4GY–25852–01	D – 11
3RW–25854–00	D – 11
4L0–25862–01	D – 11
3RW–25867–00	D – 11
5SJ–25872–10	D – 11
5GM–25875–00	C – 13

CODIGO Nº	REF. Nº
4HC–25875–01	C – 15
4HC–25876–00	D – 11
5SJ–25887–00	C – 15
36Y–2589H–00	D – 11
5GM–25914–00	D – 9
5JW–25914–00	D – 7
4BP–25919–00	D – 7
4TT–25919–00	D – 9
3YX–25929–00	D – 7
4TT–25937–00	D – 7
	D – 9
5SJ–26110–00	D – 10
5SJ–26143–00	D – 10
5SJ–26144–00	D – 10
4YR–26240–01	D – 10
4YR–26241–01	D – 10
33M–26246–00	D – 10
5CG–26280–01	D – 10
5CG–26290–01	D – 10
5SJ–26311–00	D – 10
5SJ–26312–00	D – 10
4HC–2637G–00	B – 6
5H0–26393–00	D – 10
4HC–27111–01	D – 12
4HC–27112–00	D – 12
58K–27112–02	D – 12
3VR–27114–00	D – 12
4HC–27114–00	D – 12
5GM–27311–00	D – 12
5GM–27414–01	D – 12
5GM–27415–00	C – 9
5GM–27424–00	C – 9
	D – 12
5GM–27445–00	C – 9
5GM–27452–00	C – 9
5GM–27453–00	D – 12
5GM–27462–00	C – 9
5GM–27463–01	D – 13
5GM–27475–00	D – 13
5GM–27476–00	D – 13
5GM–27481–01	D – 12
5GM–27482–00	D – 13
5GM–27483–00	D – 13
5GM–27484–00	D – 13
5GM–27485–00	D – 12
5GM–27486–00	D – 13
5GM–27487–00	D – 13
5GM–27492–00	D – 13

CODIGO Nº	REF. Nº
5GM–28100–00	D – 5
4KG–2814E–10	D – 5
5SJ–28199–S2	D – 5
5SJ–28300–00	D – 14
5GM–28344–00	D – 15
5GM–28345–01–0L	E – 2
5GM–28345–01–P8	E – 2
5GM–28345–01–PC	E – 2
5GM–28345–01–PD	E – 2
5GM–28347–00	E – 2
5GM–2834E–00	D – 15
5GM–2834F–00	D – 15
5GM–28351–01–0L	D – 15
5GM–28351–01–P8	D – 15
5GM–28351–01–PC	D – 15
5GM–28351–01–PD	D – 15
5SJ–28356–10	C – 9
5GM–2835U–02	D – 14
5GM–2836B–01	D – 15
5LV–2836B–01	D – 10
5SJ–2836K–00	D – 15
5GM–2836L–00	D – 15
5GM–2836T–00	D – 15
5GM–28371–00	D – 14
5SJ–28372–00	D – 14
5GM–28379–00	C – 11
	E – 2
4HC–2837G–00	E – 6
5GM–2837G–00	D – 14
5GM–2837H–00	D – 14
5RB–28380–10	D – 15
5GM–2838B–00	D – 15
5GM–2839K–00	D – 14
5GM–2839M–00	D – 4
5GM–28415–00	D – 14
5GM–28416–00	D – 14
5GM–28435–00	D – 14
5GM–2849E–00	D – 12
5GM–81410–00	E – 3
5GM–81450–00	E – 3
5GM–81677–00	D – 11
5GM–81815–00	E – 4
3WP–81826–00	E – 4
4XV–8182A–00	E – 4
3KS–81840–00	E – 4
11H–81844–00	E – 4
1FK–81847–00	E – 4
5GM–81860–00	E – 11

CODIGO Nº	REF. Nº
4HC–81890–00	E – 4
4DN–81940–00	E – 10
4HC–81950–00	E – 11
29U–81950–93	E – 11
4XY–81960–00	E – 10
3WP–81980–00	E – 10
4WA–81980–00	E – 10
4UC–82100–01	E – 10
5GM–82115–00	E – 10
5GM–82116–00	E – 10
1AE–82151–00	E – 10
5JJ–82151–00	E – 10
5JJ–82151–10	E – 10
5JJ–82151–30	E – 10
5JJ–82151–40	E – 10
5SJ–82305–10	E – 12
4HC–82310–00	E – 12
4BP–82370–00	E – 12
5SJ–82501–10	E – 10
5GM–82509–00	E – 12
4BH–82511–09	E – 11
5SJ–82552–10	E – 11
5GH–82560–00	B – 8
5GM–82560–00	B – 8
5RT–82566–50	E – 10
5SJ–82590–10	E – 10
341–82594–00	E – 11
5GM–83310–11	E – 5
5GM–83311–00	E – 8
5GM–83312–00	E – 5
5GM–83313–00	E – 5
5GM–83320–11	E – 5
5GM–83322–00	E – 5
32H–83331–00	E – 5
3GM–83350–01	E – 12
3TB–83371–01	E – 12
5GM–83371–10	E – 12
5SJ–83500–01	E – 6
5SJ–83509–00	E – 6
5SJ–8350F–00	E – 6
5SJ–83510–01	E – 6
5SJ–83511–00	E – 6
1YT–83517–00	E – 6
4R0–83517–00	E – 6
2GG–8352K–00	E – 6
5EA–8352K–00	E – 6
5SJ–83535–00	E – 12
5SJ–8353H–00	E – 6

CODIGO Nº	REF. Nº
46X–83591–00	E – 12
4HC–83595–00	E – 6
5SJ–83612–00	E – 6
5GM–83616–00	E – 6
5RB–83755–01	D – 6
5CG–83912–11	E – 9
5CG–83922–01	E – 9
5SJ–83972–10	E – 9
5SJ–83975–00	E – 9
4FU–83980–00	E – 9
5GM–84310–10	E – 7
4XV–84312–00	E – 7
4SV–84314–00	E – 7
8G9–84314–00	E – 7
4HC–84347–00	D – 4
4SV–84347–00	E – 7
4SV–84350–00	E – 7
5GM–84397–00	E – 7
4HC–84545–00	E – 8
5SJ–84710–00	E – 8
1A2–84714–41	E – 8
5SJ–84735–00	E – 8
4HC–84743–00	E – 8
4HC–84744–00	E – 8
4HC–84770–00	D – 4
3Y6–85130–02	E – 8
JT2–85700–00	E – 12
5GM–85752–00	E – 12
4US–85753–00	E – 12
2JG–85757–00	E – 12
5GM–85885–00	B – 12
1JL–W0041–01	D – 11
5CG–W0041–10	D – 11
4HM–W0045–00	D – 7
5GM–W0046–00	D – 9
4FU–W0047–00	D – 7
4TT–W0047–00	D – 9
51L–W0048–00	D – 7
5GM–W0048–00	D – 9
5GM–W0057–00	D – 9
5KS–W0057–00	D – 7
90101–10303	B – 5
90105–05002	C – 15
90105–10023	C – 9
90105–10638	D – 7
	D – 9
90109–06030	C – 3
90109–060F3	C – 10

CODIGO Nº	REF. Nº
90109–063F1	C – 12
	D – 4
	E – 8
90109–06577	E – 9
90109–066A7	E – 11
90109–067E6	B – 10
90109–082F5	B – 15
90109–083G4	D – 7
	D – 9
90109–084F7	D – 5
90109–10473	D – 12
90110–06202	D – 4
90111–06015	B – 13
90111–06020	B – 13
90116–08591	B – 15
90119–05071	E – 12
90119–06044	C – 10
90119–06052	E – 7
90119–06060	C – 10
	D – 12
90119–06096	D – 14
90119–06118	B – 8
90119–06163	D – 15
90143–06024	E – 9
90149–06184	C – 10
90150–05024	D – 15
90153–06029	B – 2
90154–06014	C – 10
90157–04088	C – 6
90157–05079	E – 10
90159–05028	D – 10
90167–05003	C – 3
90167–05079	C – 11
	D – 10
	D – 14
90167–05080	D – 10
90170–06010	E – 9
90170–06128	B – 4
90170–16425	B – 3
90170–20386	C – 15
90170–36279	C – 7
90176–06003	D – 4
90176–08026	B – 2
90179–05523	D – 15
90179–14469	C – 6
90179–25615	C – 14
90183–04027	D – 14
90183–05004	D – 15

INDICE NUMERICO

CODIGO Nº	REF. Nº
90183–05042	C – 10
	C – 12
	D – 4
	D – 10
	D – 12
	D – 15
	E – 8
90183–06053	D – 15
90185–10110	D – 12
90185–10154	C – 9
90185–12072	C – 9
90185–14163	D – 8
90185–14166	D – 6
90201–047R9	C – 6
90201–05725	C – 11
90201–06057	D – 4
	D – 15
90201–06380	B – 14
90201–08512	B – 6
	B – 9
90201–08609	B – 2
90201–086J0	D – 14
90201–08784	D – 5
90201–10118	D – 11
90201–10591	B – 5
90201–105A2	C – 9
	C – 13
90201–12166	C – 5
90201–144M8	C – 6
90201–156R4	C – 8
90201–160F6	B – 3
90201–16242	B – 15
90201–220J8	D – 8
90201–232K5	C – 8
90202–26142	C – 15
90208–21001	C – 8
90208–25001	C – 8
90215–06184	B – 5
90269–08066	D – 14
90280–03017	C – 15
90280–05013	B – 3
90338–08174	B – 10
90338–10150	D – 8
90338–11125	D – 4
90340–12059	B – 15
90387–064W3	B – 10
90387–06500	D – 4
90387–065J6	D – 14

CODIGO Nº	REF. Nº
90387–067N5	D – 15
90387–0714B	B – 8
90387–1006J	B – 15
90387–151R0	D – 6
90387–15423	C – 13
90387–154E1	C – 13
90387–155F2	C – 13
90387–1906E	C – 6
90401–10159	D – 11
90430–06014	B – 2
	B – 6
90430–08119	B – 15
90430–12213	B – 15
90445–057G5	D – 14
90445–135J8	B – 15
90446–11303	B – 10
90450–28014	B – 7
90450–60001	B – 10
90460–15126	D – 10
90464–05141	E – 9
90464–05188	C – 15
	D – 11
90464–07001	D – 2
	E – 10
90464–08051	D – 6
90464–09008	D – 2
90464–10190	E – 10
90464–11003	E – 10
90464–11004	B – 14
90464–13001	B – 10
90464–13073	E – 10
90464–14134	E – 11
90464–15192	E – 10
90464–15195	D – 10
	E – 10
90464–18246	D – 14
	E – 12
90464–20181	E – 10
90464–20258	D – 10
90464–23199	B – 6
90464–25098	E – 12
90465–13152	D – 10
90465–14310	D – 6
90467–07138	B – 14
90467–08003	C – 12
90467–09006	B – 14
90467–10008	B – 10
	C – 12

CODIGO Nº	REF. Nº
90467–10038	B – 7
	D – 2
90467–11032	B – 10
90467–12053	D – 2
90467–13062	B – 13
90467–13064	B – 2
90467–16181	B – 13
90467–16195	B – 14
90467–22100	B – 7
90467–26131	B – 7
90468–12069	B – 3
90468–18121	D – 5
90480–01288	C – 12
90480–01558	D – 2
90480–10332	B – 13
90480–12237	D – 2
90480–13398	D – 14
90480–13598	B – 10
90480–14323	B – 7
90480–16301	B – 8
90501–10312	E – 9
90501–14001	B – 7
90501–18576	B – 9
90501–505J6	C – 6
90506–18224	D – 12
90506–20158	D – 12
90506–26001	D – 12
90506–40175	D – 12
90560–08326	D – 4
91317–05012	E – 3
91317–06014	B – 5
	B – 15
91317–06016	B – 6
91317–06020	B – 7
91317–06025	D – 11
91317–06030	E – 3
91317–06035	B – 6
91317–08016	C – 5
91317–08030	C – 15
92017–06012	B – 13
92017–06025	B – 9
92907–05600	E – 12
92907–06200	B – 13
92907–06600	C – 3
	E – 10
93101–10090	B – 6
93101–14092	C – 3
93101–28139	C – 6

CODIGO Nº	REF. Nº
93102–22014	D – 6
	D – 8
93102–25299	C – 8
93102–30284	B – 15
93102–32298	C – 8
93104–41119	C – 6
93106–26005	C – 13
93109–28043	C – 13
	D – 8
93210–09165	B – 4
93210–14104	B – 15
93210–15171	B – 5
93210–16275	B – 6
	B – 15
93210–16325	C – 4
93210–19123	C – 3
93210–27672	C – 2
93210–33133	B – 6
93210–35520	B – 9
93210–35537	B – 10
93210–43713	C – 6
93210–57634	B – 2
93210–92448	B – 2
93211–17733	C – 6
93306–00006	B – 6
93306–00518	B – 5
93306–20204	B – 5
93306–20570	C – 8
93306–27205	C – 8
93306–30201	C – 8
93306–30212	C – 13
	D – 6
	D – 8
93306–30321	C – 8
93306–90603	C – 2
93311–41566	C – 8
93399–99942	C – 14
93430–12008	D – 12
93440–10085	B – 2
93603–12221	B – 9
93603–22028	B – 6
	B – 9
93604–10011	B – 5
93900–00022	D – 6
93900–00025	D – 8
94111–1214N	D – 6
94113–1204P	D – 8
94581–63104	B – 5

CODIGO Nº	REF. Nº
94701–00333	B – 2
95024–06010	B – 7
95027–06008	E – 10
95027–06012	D – 2
95027–06016	E – 12
95027–06020	B – 2
95027–06030	B – 6
95027–06035	B – 6
95027–06040	C – 3
95027–06070	B – 15
95027–06100	B – 15
95027–06120	B – 2
95027–08040	B – 15
	C – 14
95607–06100	E – 9
95607–06200	B – 14
95607–08200	B – 13
95617–06615	B – 2
95617–08620	B – 2
95702–05500	E – 8
95704–06500	D – 15
95707–06500	B – 10
	D – 2
95707–08500	C – 9
	D – 4
95807–06008	B – 7
95807–06010	B – 7
	E – 12
95807–06012	C – 9
	C – 15
95807–06014	B – 14
95807–06020	B – 13
	D – 11
95807–06025	C – 13
95807–08016	C – 9
95817–06025	E – 4
95817–08016	B – 15
95817–08070	C – 13
95817–10045	C – 9
95817–10050	B – 13
95817–12120	C – 9
95827–06012	D – 2
95827–08030	C – 13
95827–10035	C – 13
97007–05012	B – 7
97007–06012	B – 5
97607–30214	E – 6
97702–40114	E – 8

CODIGO Nº	REF. Nº
97702–40912	E – 7
97707–40010	D – 12
97707–40016	E – 6
97707–40512	D – 12
	D – 14
97707–50012	C – 11
	D – 2
	D – 13
	D – 15
97707–50014	E – 6
97707–50016	C – 10
	C – 11
	D – 4
	D – 12
	D – 14
	E – 5
97707–50125	B – 10
97801–05010	B – 11
97801–05014	B – 12
98501–04012	B – 11
98507–05008	D – 10
98507–05010	D – 5
98507–05016	E – 12
98507–05045	E – 9
98507–05050	E – 9
98507–06020	C – 3
98507–06025	E – 10
98901–04006	B – 11
98907–03008	E – 11
99001–04600	D – 12
99001–06600	B – 9
99001–07600	B – 6
99001–08600	C – 6
99009–10400	B – 6
99009–12400	C – 5
99009–16400	B – 15
99009–25400	C – 8
99246–00080	C – 12
99247–00080	C – 12
99530–10114	B – 2
	B – 15
	C – 3
99530–14016	B – 2