YAMAHA



CATALOGO DE REPUESTOS

XT660X (10S5) EUROPE

1H10S-300S1

( )

YAMAHA GENUINE Parts & Accessories

XT660X
CATALOGO DE REPUESTOS
©2008 por MBK Industrie
1ª edición, julio 2008
Todos los derechos reservados.
Toda reproducción o uso no autorizado
sin el consentimiento escrito de
MBK Industrie
quedan expresamente prohibidos
Impreso en Francia.

PROLOGO

Este catálogo de repuestos corresponde a las piezas para el o los modelos que figuran en la página de portada. Al formular el pedido de repuestos, se ruega citar este catálogo y especificar correctamente el número y el nombre de las piezas.

1. Las modificaciones y agregados que se hayan realizado después de la edición de este Catálogo de Repuestos, serán anunciados en las Informaciones de Recambios.
   Es recomendable que se hagan las correcciones necesarias en el Catálogo de Repuestos de acuerdo con las Informaciones de Recambios.

2. Abreviaciones
   En este. Catálogo de Repuestos se emplean las siguientes abreviaciones.

   "UR" Usar el número de partes especificado
   "UN" Usar la cantidad necesaria
   "AP" Piezas sustitutivas
   "LM" Fabricación local (Hay que pedir los repuestos en las cercanías)
   "F#" Nº de bastidor (Nº aplicable a la máquina)
   "O/S" Sobredimensionado

3. La cantidad de componentes para el montaje
   - Los componentes, suministrados como conjunto, se describen con un punto (.) que precede al nombre del parte como se indica a continuación.
   - La numeración que aparece a la derecha de cada descripción indica la cantidad de partes por cada unidad de conjunto.

CODIGO Nº	DESCRIPCION	CANT.	OBSERVACIONES
2F5–83310–60	ENSAMBLAJE DE LA LUZ	2	
115–83311–60	.BOMBILLA (6V–18W)	1	

4. Los colores de los componentes se indican como sigue en la columna de "OBSERVACIONES".

CODIGO Nº	DESCRIPCION	CANT.	OBSERVACIONES
2N4–24110–00–X5	COMP. DEL TANQUE	2	MXR
3J1–24240–10	.GRAFICO, DEL TANQUE	1	PARA MXR

5. Debe tenerse en cuenta que las ilustraciones sirven como guia para la búsqueda de los números de partes y no deben usarse para el montaje. Durante el montaje, se recomienda usar el manual de taller correspondiente.

6. EL asterisco (*) antes del número de referencia indica los elementos modificados después de la primera edición.

7. Números de serie

Nº de Serie del motor

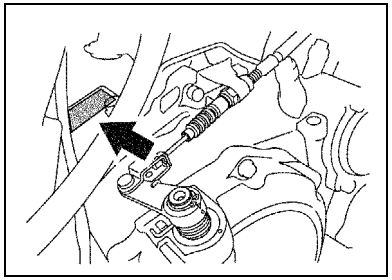

Nº de Serie del bastidor

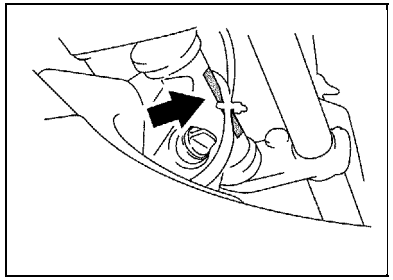

8. Códigos de color aplicables (El símbolo (*) muestra el color de modelo.)

Abreviatura	Nombre de color	Código de color
DPBSE(*)	DEEP PURPLISH BLUE SOLID E	0583
MBL2	MAT BLACK 2	0582
PWS1(*)	PURPLISH WHITE SOLID 1	0206
YB(*)	YAMAHA BLACK	0033

9. Informacion para la columna de cantidades

Columna Nº	Nombre de la columna de cantidades	Destino
1	01	010-020
2	02	030-050-060-080
3	03	070
4	04	040
5	05	090

ROTULO DE MODELO

(1) El rótulo llamada “Rótulo de Modelo” está en la ubicación indicada abajo en el (3). Cuando se utilice este catálogo de repuestos, se ruega cotejar entre el “código de modelo–número de código de producción” del catálogo y el “código de modelo–número de código de producción” indicado en el Rótulo de Modelo fijado en el producto correspondiente.

(2) Indicación del “Rótulo de Modelo”

	a	b
○	xxxx – xxx	
●	x	c

a: Código de tipo de Modelo

b: Número de código de Producción

c: Tipo de color

○	4TW1–010
●	A

(3) Ubicación de fijación del Rótulo de Modelo

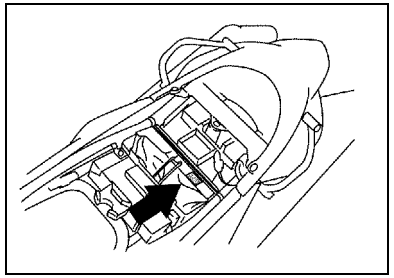

(4) Información de Color

Código de Modelo	Código de tipo de color	Código de color	Nombre de color	Abreviatura
10S5	A	0583	DEEP PURPLISH BLUE SOLID E	DPBSE
	B	0033	YAMAHA BLACK	YB
	C	0206	PURPLISH WHITE SOLID 1	PWS1

(5) Código de Modelo–Número de código de Producción del Modelo Listado en este Catálogo de Repuestos

Código de Modelo	Número de Código de Producción	País (destino)
10S5	010	AUSTRIA
		FRANCE
		GERMANY
		ITALY
		SWITZERLAND
	020	SPAIN
	030	FINLAND
		GREECE
		IRELAND
		ISRAEL
		POLAND
		RUSSIAN FEDERATION
		SLOVENIA
		TURKEY
	040	SOUTH AFRICA
	050	PORTUGAL
	060	CZECHO
		DENMARK
		HUNGARY
		NORWAY
		SWEDEN
	070	UNITED KINGDOM
	080	BELGIUM
		NETHERLANDS
	090	MEXICO

Código de Modelo	Número de Código de Producción	País (destino)
10S5	090	VENEZUELA

CONTENIDO

MOTOR

CULATA DE CILINDRO 1
CILINDRO 2
CIGUENAL & PISTON 3
VALVULA 4
ARBOL DE LEVAS & CADENA 5
BOMBA DE AGUA 6
RADIADOR & MANGUERA 7
BOMBA DE ACEITE 8
ADMISION 10
ADMISION 2 12
DESCARGA 13
CARTER 15
CUBIERTA DE CARTER 1 16
EMBRAGUE DEL ARRANQUE 18
EMBRAGUE 19
TRANSMISION 21
LEVA DE CAMBIO & HORQUILLA 23
EJE DE CAMBIO & PEDAL 24

SHASIS

CUADRO 25
GUARDABARRO 27
CUBIERTA LATERAL 29
BRAZO TRASERO 30
SUSPENSION TRASERO 32
DIRECCION 33
HORQUILLA DELANTERA 35
DEPOSITO DE COMBUSTIBLE 37
ASIENTO 39
RUEDA DELANTERA 41
CALIBRE FRENO DELANTERA 42
RUEDA TRASERA 43
CALIBRE FRENO TRASERA 45
MANILLAR & CABLE 46
CILINDRO MAESTRO DELANTERO 47
SOPORTE & APOYAPIE 48
CILINDRO MAESTRO TRASERO 50
GENERADOR 52
LUZ DE DESTELLADOR 53
MEDIDOR 54
FARO DELANTERO 55
LUZ DE COLA 56
INTERRUPTOR DE MANILLAR&PALANC 57
EQUIPO ELECTRICO 1 58
EQUIPO ELECTRICO 2 60

INDICE

INDICE NUMERICO 62

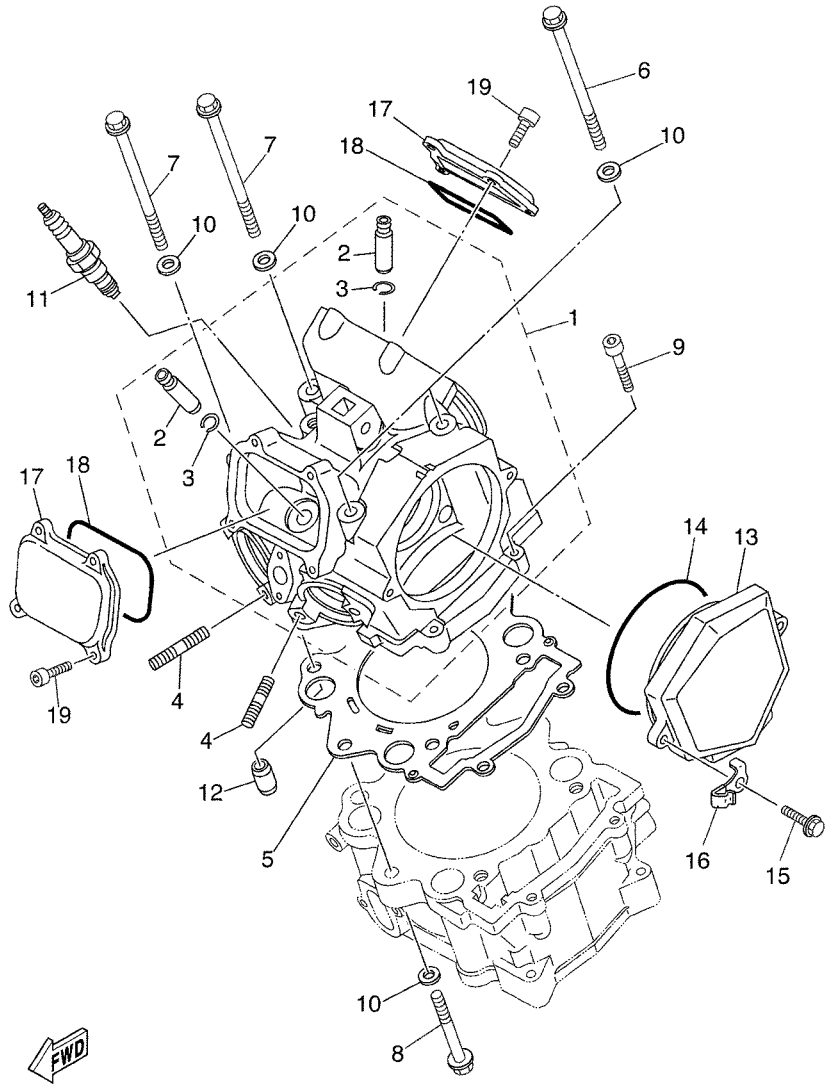

5VK8300-F010

FIG. 1 CULATA DE CILINDRO

REF. Nº	CODIGO Nº	DESCRIPCION	01	02	03	04	05	OBSERVACIONES
1	5VK–E1101–00	CULATA DE CILINDRO COMPLETA	1	1	1	1	1	
2	4G0–11133–11	.GUIA DE VALVULA 1	4	4	4	4	4	
3	93440–10X00	.SEGURO	4	4	4	4	4	
4	95617–08618	PERNO DE PUNTAL	4	4	4	4	4	
5	5VK–11181–00	JUNTA, DE CULATA 1	1	1	1	1	1	
6	90105–09002	TORNILLO	2	2	2	2	2	
7	90105–09004	TORNILLO	2	2	2	2	2	
8	90105–09003	TORNILLO	2	2	2	2	2	
9	91317–06030	PERNO	2	2	2	2	2	
10	90201–096J9	ARANDELA PLANA	6	6	6	6	6	
11	94701–00X09	BUJIA (NGK CR7E)	1	1	1	1	1	
12	93612–16X00	PASADOR DE CLAVIJA	2	2	2	2	2	
13	5VK–E1185–00	CUBIERTA CULATA CIL.LAT.1	1	1	1	1	1	
14	93210–96X00	ANILLO O	1	1	1	1	1	
15	90105–06X06	TORNILLO	2	2	2	2	2	
16	90465–10044	BRIDA	1	1	1	1	1	
17	5VK–E1186–00	CUBIERTA CULATA CIL.LAT.2	2	2	2	2	2	
18	93210–78X00	ANILLO O	2	2	2	2	2	
19	91317–06018	PERNO	8	8	8	8	8	

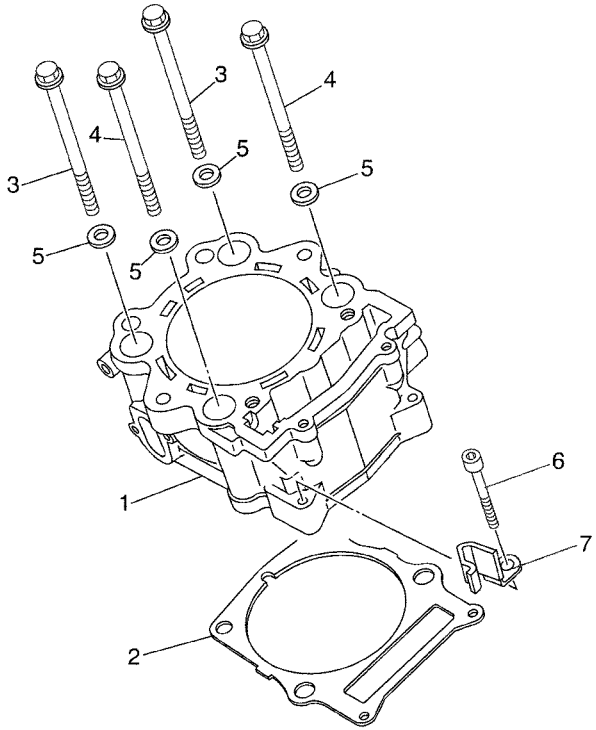

5VK8300-F020

FIG. 2 CILINDRO

REF. Nº	CODIGO Nº	DESCRIPCION	01	02	03	04	05	OBSERVACIONES
1	5VK–11311–00	CILINDRO 1	1	1	1	1	1	
2	5VK–11351–00	JUNTA, DE CILINDRO	1	1	1	1	1	
3	90105–10078	TORNILLO	2	2	2	2	2	
4	90105–10077	TORNILLO	2	2	2	2	2	
5	90201–101A4	ARANDELA PLANA	4	4	4	4	4	
6	91317–06040	PERNO	2	2	2	2	2	
7	90465–10045	BRIDA	1	1	1	1	1	

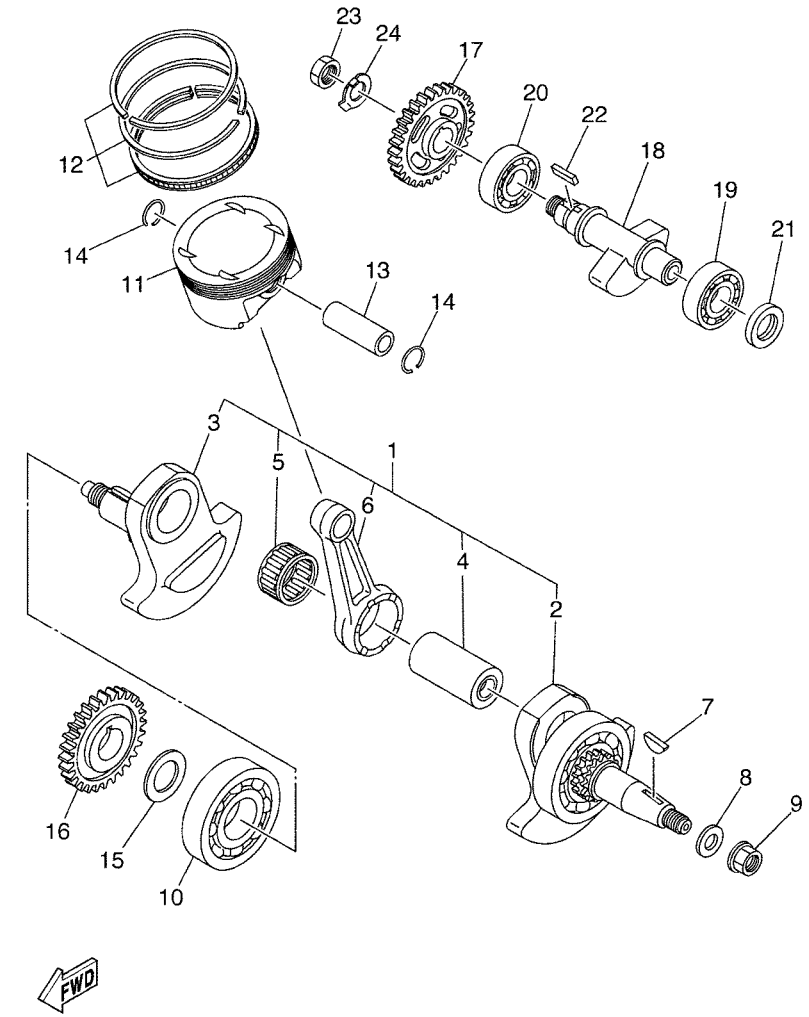

5VK1300-C030

FIG. 3 CIGUENAL & PISTON

REF. Nº	CODIGO Nº	DESCRIPCION	01	02	03	04	05	OBSERVACIONES
1	5VK–11400–00	CIGUENAL COMPLETO	1	1	1	1	1	
2	5VK–11401–09	.MANIVELA SEMI-ARMADA 1	1	1	1	1	1	
3	5VK–11422–00	.MANIVELA 2	1	1	1	1	1	
4	5VK–11681–00	.PASADOR MANIVELA 1	1	1	1	1	1	
5	93310–84010	.COJINETE DE RODILLOS	1	1	1	1	1	
6	5VK–11651–00	.BIELA	1	1	1	1	1	
7	90280–05001	CUNA WOODRUFF	1	1	1	1	1	
8	90201–16013	ARANDELA PLANA	1	1	1	1	1	
9	90179–16448	TUERCA	1	1	1	1	1	
10	93306–308Y0	COJINETE	1	1	1	1	1	
11	5VK–11631–00	PISTON (NORMA)	1	1	1	1	1	
12	5VK–11603–00	JUEGO DE ANILLOS (NORMA)	1	1	1	1	1	
13	5VK–11633–00	PASADOR, PISTON	1	1	1	1	1	
14	93450–24824	SEGURO	2	2	2	2	2	
15	90201–30X00	ARANDELA PLANA	1	1	1	1	1	
16	5VK–E1536–00	ENGRANAJE TRACCION	1	1	1	1	1	
17	5VK–E1531–00	ENGRANAJE CONTRAPESO	1	1	1	1	1	
18	5VK–E1454–00	PESO 1	1	1	1	1	1	
19	93306–305YJ	COJINETE	1	1	1	1	1	
20	93306–305YH	COJINETE	1	1	1	1	1	
21	93101–25106	SELLO ACEITE	1	1	1	1	1	
22	90282–05058	CHAVETA, RECTA	1	1	1	1	1	
23	90170–18003	TUERCA	1	1	1	1	1	
24	90215–18X00	ARANDELA DE CIERRE	1	1	1	1	1	

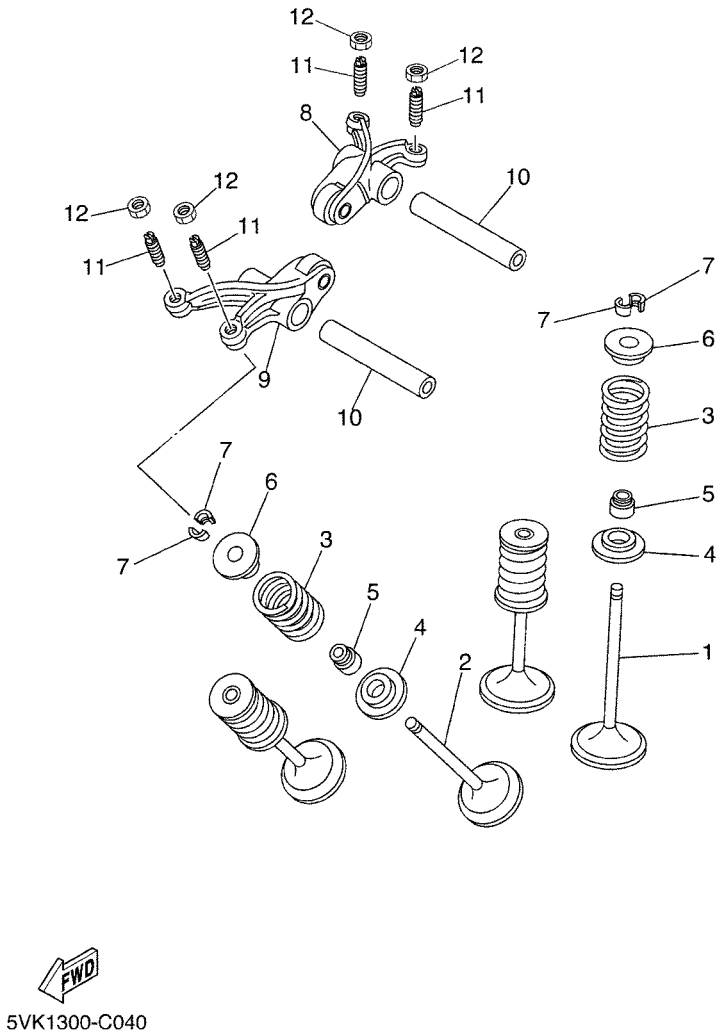

FIG. 4 VALVULA

REF. Nº	CODIGO Nº	DESCRIPCION	01	02	03	04	05	OBSERVACIONES
1	5VK–12111–00	VALVULA DE ADMISION	2	2	2	2	2	
2	5VK–12121–00	VALVULA DE ESCAPE	2	2	2	2	2	
3	5VK–12113–00	RESORTE VALVULA INTERNA	4	4	4	4	4	
4	3YF–12116–00	ASIENTO RESORTE DE VALVULA	4	4	4	4	4	
5	5H0–12119–00	SELLO DE ACEITE VALVULA	4	4	4	4	4	
6	3YF–12117–01	RETEN RESORTE DE VALVULA	4	4	4	4	4	
7	4G0–12118–00	SEGURO DE VALVULA	8	8	8	8	8	
8	5VK–E2151–00	BRAZO DE BALANCIN DE VALVULA	1	1	1	1	1	
9	5VK–E2161–00	BRAZO DE BALANCIN DE VALVULA	1	1	1	1	1	
10	5VK–12146–00	ARBOL DE BALANCIN	2	2	2	2	2	
11	5BP–12159–01	TORNILLO DE AJUSTE DE VALVULA	4	4	4	4	4	
12	90170–06128	TUERCA	4	4	4	4	4	

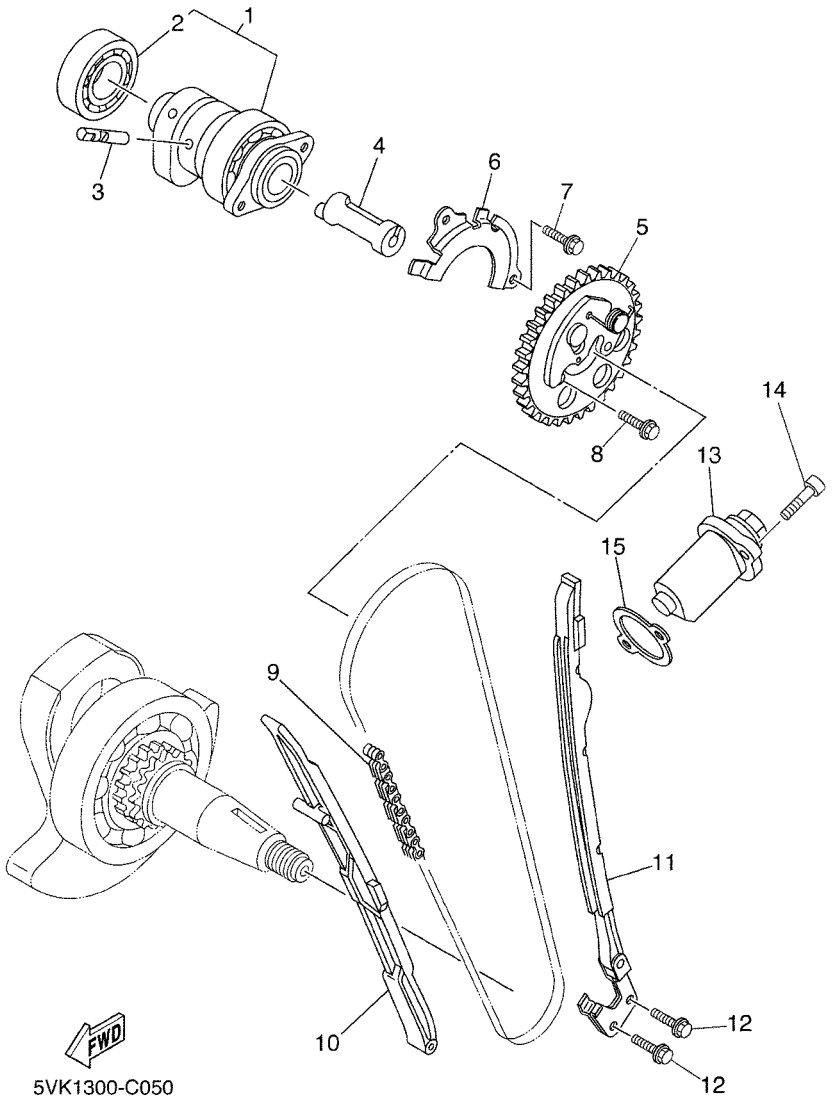

FIG. 5 ARBOL DE LEVAS & CADENA

REF. Nº	CODIGO Nº	DESCRIPCION	01	02	03	04	05	OBSERVACIONES
1	5VK–E2170–20	ARBOL DE LEVAS COMPLETO 1	1	1	1	1	1	
2	93306–07209	.COJINETE	1	1	1	1	1	
3	5VK–12284–00	PASADOR DE DESCOMPRESION	1	1	1	1	1	
4	5VK–12290–00	PALANCA RESORTE DESCOMPRESION	1	1	1	1	1	
5	5VK–12280–01	EQUIPO DE DESCOMPRESION	1	1	1	1	1	
6	5VK–E111F–00	PLACA	1	1	1	1	1	
7	95027–06012	PERNO, DE BRIDA	2	2	2	2	2	
8	90105–07004	TORNILLO	2	2	2	2	2	
9	94591–57126	CADENA (98XRH2010-126M)	1	1	1	1	1	
10	5VK–E2231–00	TOPE DE GUIA 1	1	1	1	1	1	
11	5VK–E2241–00	TOPE DE GUIA 2	1	1	1	1	1	
12	90119–06X05	TORNILLO CON ARANDELA	2	2	2	2	2	
13	3TB–12210–00	TENSOR CADENA DE LEVA	1	1	1	1	1	
14	91317–06025	PERNO	2	2	2	2	2	
15	4DW–12213–00	EMPAQUE DE CAJA TENSOR	1	1	1	1	1	

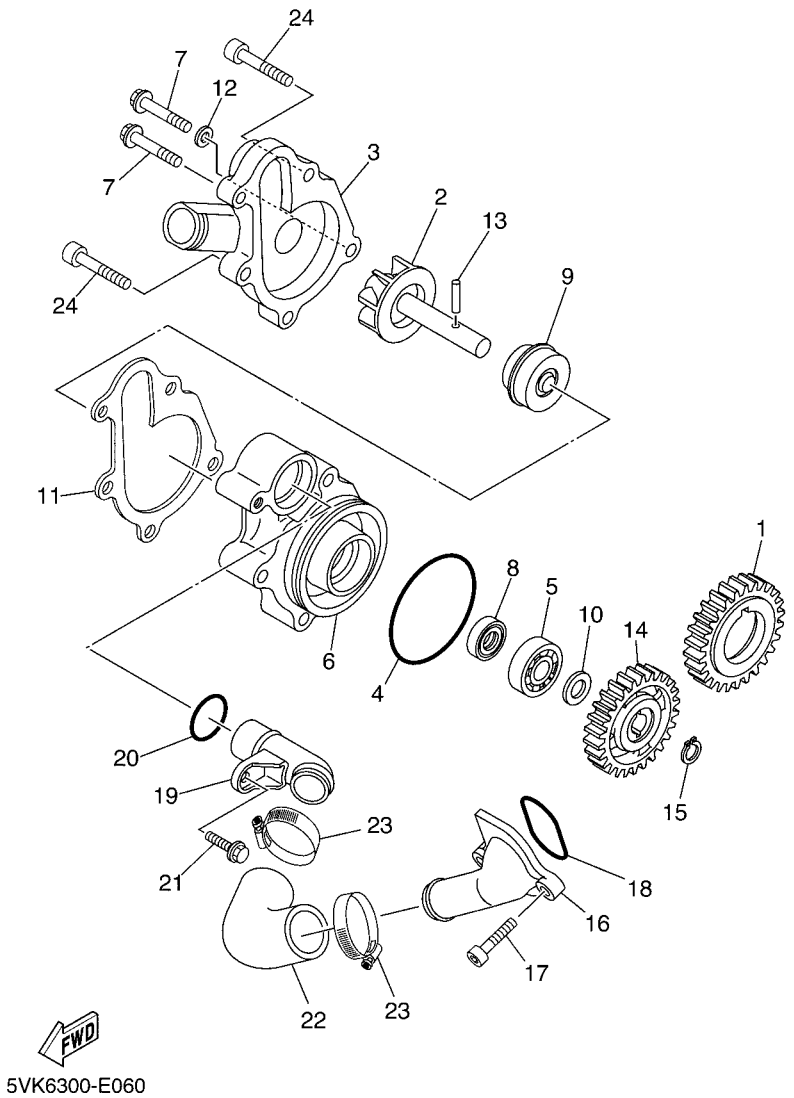

FIG. 6 BOMBA DE AGUA

REF. Nº	CODIGO Nº	DESCRIPCION	01	02	03	04	05	OBSERVACIONES
1	5VK–E2436–00	ENGRANAJE DE TRACCION	1	1	1	1	1	
2	5VK–12450–00	EJE IMPULSOR COMPLETO	1	1	1	1	1	
3	5VK–12422–00	CUBIERTA DE CAJA	1	1	1	1	1	
4	93210–61750	ANILLO O	1	1	1	1	1	
5	93306–00106	COJINETE	1	1	1	1	1	
6	5VK–12421–00	CAJA DE BOMBA DE AGUA	1	1	1	1	1	
7	95027–06025	PERNO, DE BRIDA	2	2	2	2	2	
8	93101–12173	SELLO ACEITE	1	1	1	1	1	
9	11H–12438–10	SELLO MECANICO	1	1	1	1	1	
10	90201–12541	ARANDELA PLANA	1	1	1	1	1	
11	5VK–12428–00	JUNTA, DE CBTA.CAJA 2	1	1	1	1	1	
12	90430–06014	JUNTA	1	1	1	1	1	
13	93603–16219	PASADOR DE CLAVIJA	1	1	1	1	1	
14	5VK–12459–00	ENGRANAJE EJE IMPULSOR	1	1	1	1	1	
15	99009–12400	PRESILLA REDONDA	1	1	1	1	1	
16	5VK–E2469–00	CONDUCTO	1	1	1	1	1	
17	91317–06020	PERNO	2	2	2	2	2	
18	93210–33X00	ANILLO O	1	1	1	1	1	
19	5VK–12481–00	TUBO 1	1	1	1	1	1	
20	93210–21X00	ANILLO O	1	1	1	1	1	
21	91317–06012	PERNO	1	1	1	1	1	
22	5VK–E2577–00	MANGUERA 2	1	1	1	1	1	
23	90450–31X00	BRIDA, MANGUERA	2	2	2	2	2	
24	91317–06050	PERNO	3	3	3	3	3	

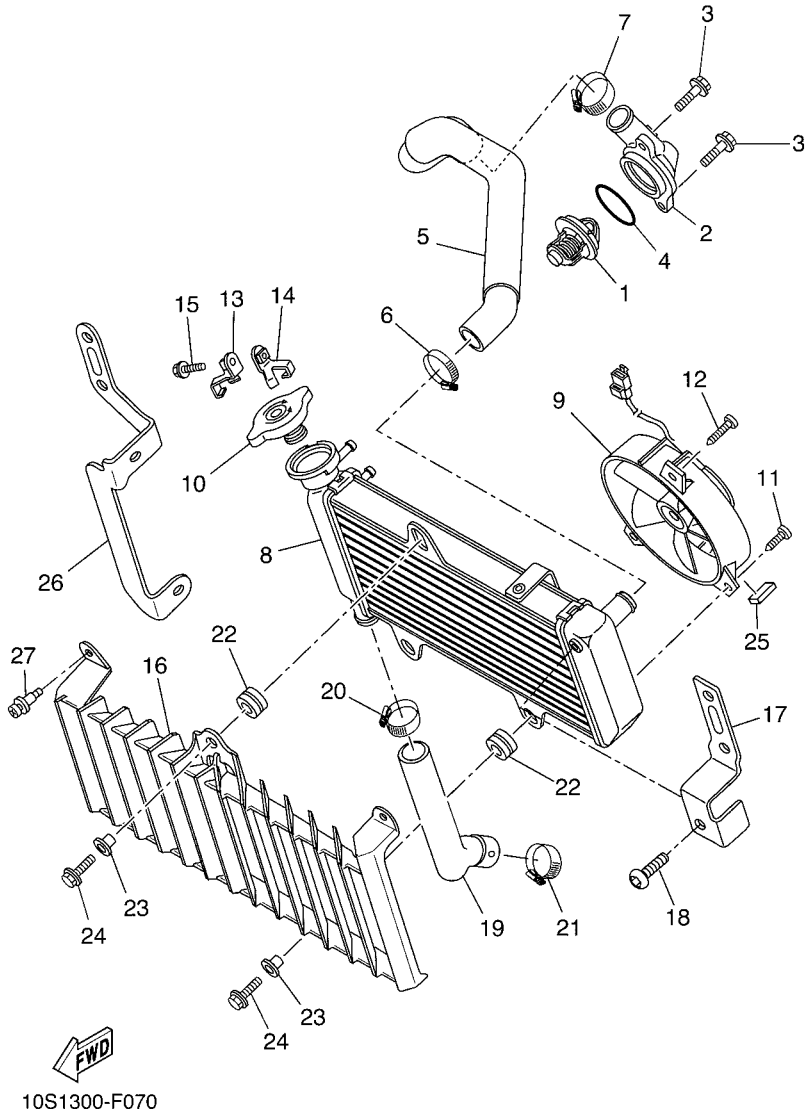

FIG. 7 RADIADOR & MANGUERA

REF. Nº	CODIGO Nº	DESCRIPCION	01	02	03	04	05	OBSERVACIONES
1	5VK–12410–00	TERMOSTATO CONJUNTO	1	1	1	1	1	
2	5VK–E2413–00	CUBIERTA TERMOSTATO	1	1	1	1	1	
3	90105–06X06	TORNILLO	2	2	2	2	2	
4	93210–41X00	ANILLO O	1	1	1	1	1	
5	5VK–E2578–10	MANGUERA 3	1	1	1	1	1	
6	90450–32X04	BRIDA, MANGUERA	1	1	1	1	1	
7	90450–32X04	BRIDA, MANGUERA	1	1	1	1	1	
8	5VK–E2461–10	RADIADOR COMPLETO	1	1	1	1	1	
9	5VK–E2405–00	COMPRESOR	1	1	1	1	1	
10	5VK–E2462–00	TAPON, DEL RADIADOR	1	1	1	1	1	
11	90169–05802	TORNILLO	1	1	1	1	1	
12	90169–05801	TORNILLO	2	2	2	2	2	
13	5VK–E2437–00	TOPE	1	1	1	1	1	
14	5VK–E2437–10	TOPE	1	1	1	1	1	
15	95807–06010	TORNILLO	1	1	1	1	1	
16	10S–E2498–00	PROTECTOR	1	1	1	1	1	
17	10S–E244E–00	SOPORTE 1	1	1	1	1	1	
18	90111–06X05	TORNILLO	1	1	1	1	1	
19	5VK–E2579–10	MANGUERA 4	1	1	1	1	1	
20	90450–32X04	BRIDA, MANGUERA	1	1	1	1	1	
21	90450–32X04	BRIDA, MANGUERA	1	1	1	1	1	
22	90480–18276	TAPON	3	3	3	3	3	
23	90387–06042	ESPACIADOR	3	3	3	3	3	
24	97507–06525	PERNO CON ARANDELA	3	3	3	3	3	
25	1FK–84527–00	AMORTIGUADOR	1	1	1	1	1	
26	10S–F172K–00	SOSTEN	1	1	1	1	1	
27	90269–06008	REMACHE	2	2	2	2	2	

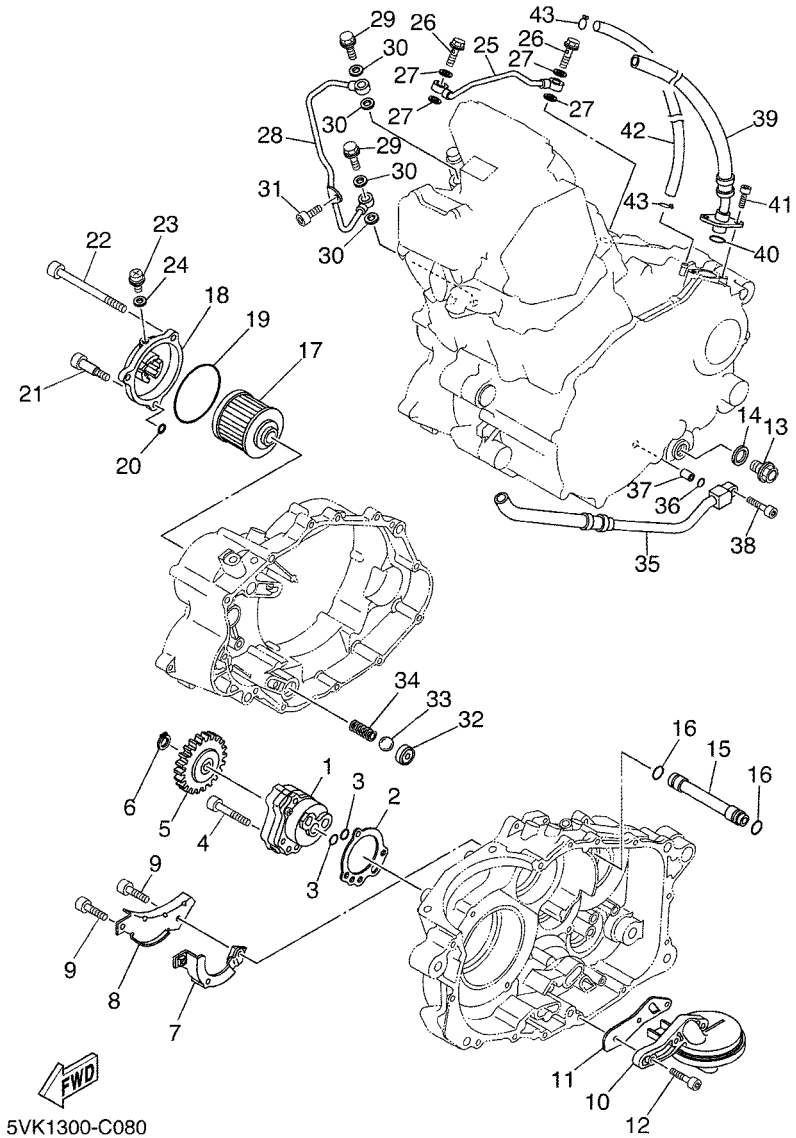

FIG. 8 BOMBA DE ACEITE

REF. Nº	CODIGO Nº	DESCRIPCION	01	02	03	04	05	OBSERVACIONES
1	5LP–13300–00	BOMBA DE ACEITE COMPLETA	1	1	1	1	1	
2	5LP–13329–00	EMPAQUE TAPA DE BOMBA	1	1	1	1	1	
3	93210–13X00	ANILLO O	2	2	2	2	2	
4	92017–06035	PERNO	3	3	3	3	3	
5	3AJ–13325–00	ENGRANAJE IMPULSOR DE BOMBA 1	1	1	1	1	1	
6	93410–11X00	SEGURO	1	1	1	1	1	
7	5VK–E3356–00	CUBIERTA DE BOMBA 2	1	1	1	1	1	
8	5VK–E3327–00	CUBIERTA ENGRANAJE DE BOMBA	1	1	1	1	1	
9	91317–05008	PERNO	2	2	2	2	2	
10	5VK–WE343–00	FILTRO COMPL.	1	1	1	1	1	
11	5VK–E3415–10	SELLO COLADOR ACEITE	1	1	1	1	1	
12	91317–06020	PERNO	3	3	3	3	3	
13	90340–14132	TORNILLO, DE DRENAJE	1	1	1	1	1	
14	214–11198–01	EMPAQUE	1	1	1	1	1	
15	5VK–E3181–00	TUBO CONDUCTOR 3	1	1	1	1	1	
16	93210–11X00	ANILLO O	2	2	2	2	2	
17	4X7–13440–01	ELEMENTO FILTRO DE ACEITE	1	1	1	1	1	
18	2WK–13447–00	TAPA DEL ELEMENTO	1	1	1	1	1	
19	93210–64X01	ANILLO O	1	1	1	1	1	
20	93210–07X01	ANILLO O	1	1	1	1	1	
21	90109–06419	PERNO	1	1	1	1	1	
22	91317–06095	PERNO	2	2	2	2	2	
23	90149–05110	TORNILLO DE REGLAJE	1	1	1	1	1	
24	90430–05X00	JUNTA	1	1	1	1	1	
25	5VK–13161–00	TUBO CONDUCTOR 1	1	1	1	1	1	
26	90401–08133	PERNO DE UNION	2	2	2	2	2	
27	90430–08X01	JUNTA	4	4	4	4	4	

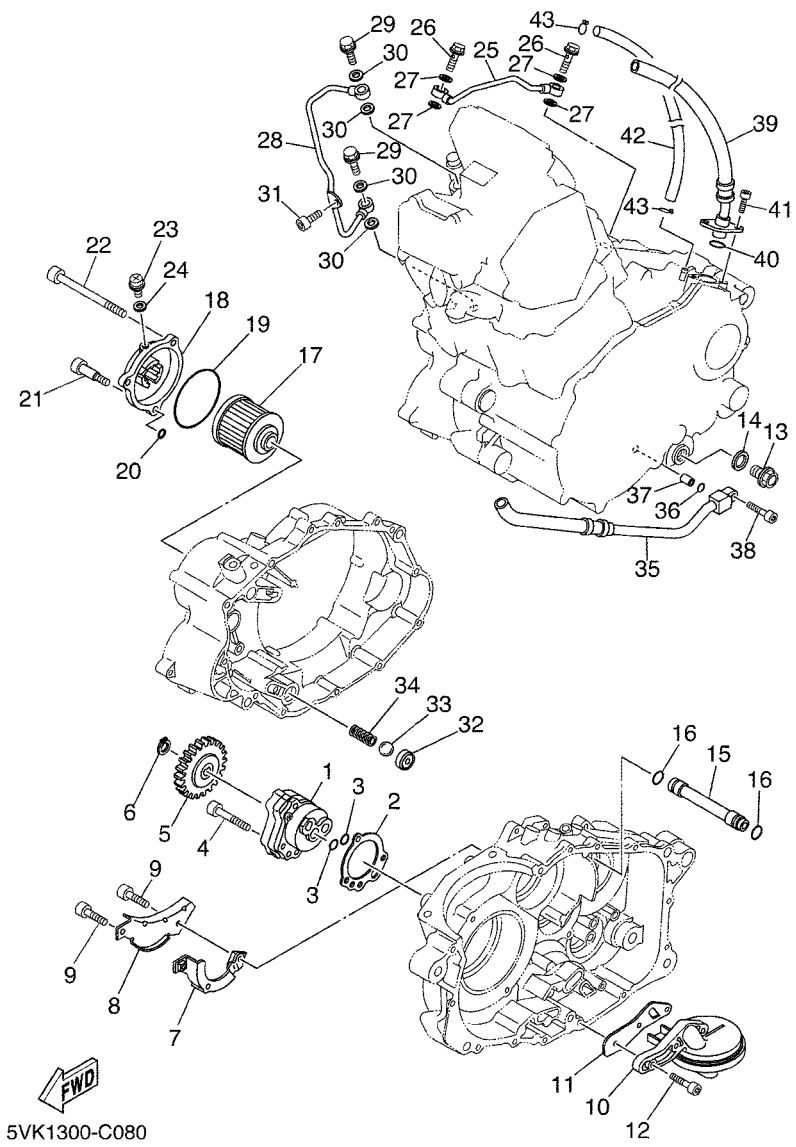

FIG. 8 BOMBA DE ACEITE

REF. Nº	CODIGO Nº	DESCRIPCION	01	02	03	04	05	OBSERVACIONES
28	5VK–13171–00	TUBO CONDUCTOR 2	1	1	1	1	1	
29	90401–10096	PERNO DE UNION	2	2	2	2	2	
30	90430–10X00	JUNTA	4	4	4	4	4	
31	91317–06012	PERNO	1	1	1	1	1	
32	583–13113–00	ASIENTO BOLA RETENSORA	1	1	1	1	1	
33	93503–08007	ESFERA	1	1	1	1	1	
34	90501–04X01	RESORTE DE COMPRESION	1	1	1	1	1	
35	5VK–13464–00	MANGUERA DE ACEITE 1	1	1	1	1	1	
36	93210–10X00	ANILLO O	1	1	1	1	1	
37	91810–14X00	PASADOR DE CLAVIJA	1	1	1	1	1	
38	91317–06025	PERNO	1	1	1	1	1	
39	5VK–13465–00	MANGUERA DE ACEITE 2	1	1	1	1	1	
40	93210–15X00	ANILLO O	1	1	1	1	1	
41	91317–06016	PERNO	2	2	2	2	2	
42	90445–11X01	TUBO	1	1	1	1	1	
43	90467–10008	PRESILLA	1	1	1	1	1	

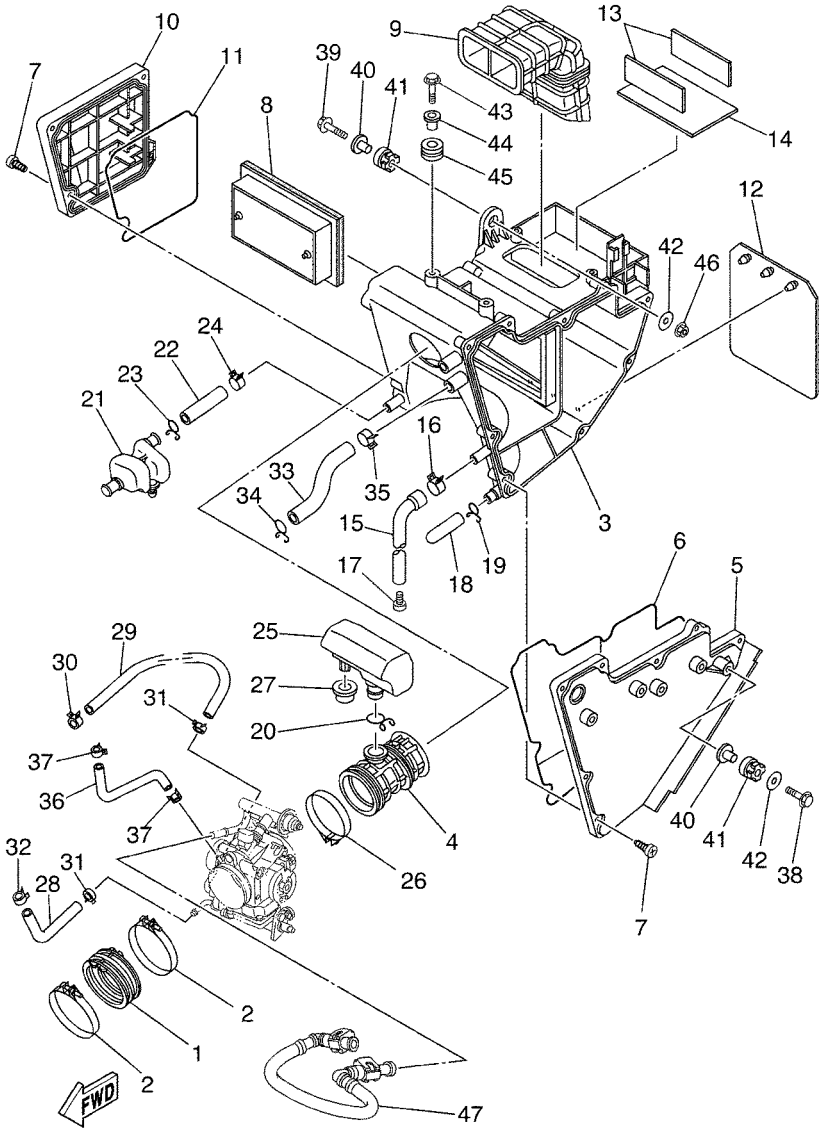

FIG. 9 ADMISION

REF. Nº	CODIGO Nº	DESCRIPCION	01	02	03	04	05	OBSERVACIONES
1	5VK–E3586–10	TOBERA DE CARBURADOR 1	1	1	1	1	1	
2	90450–72001	BRIDA, MANGUERA	2	2	2	2	2	
3	5VK–E4411–00	CAJA FILTRO DEL AIRE 1	1	1	1	1	1	
4	5VK–E4453–00	UNION DEL FILTRO DEL AIRE 1	1	1	1	1	1	
5	5VK–E441A–00	CUBIERTA DE CAJA FILTRO 1	1	1	1	1	1	
6	5VK–E4452–00	SELLO	1	1	1	1	1	
7	9770M–50025	TORNILLO ROSCA HEMBRA	13	13	13	13	13	
8	5VK–E4451–00	ELEMENTO DEL FILTRO DEL AIRE	1	1	1	1	1	
9	5VK–E4437–00	CONDUCTO	1	1	1	1	1	
10	5VK–E441E–00	CUBIERTA DE CAJA DE FILTRO 2	1	1	1	1	1	
11	5VK–E4457–00	SELLO	1	1	1	1	1	
12	5VK–F1621–00	CHARNELA	1	1	1	1	1	
13	5VK–H2121–00	BASE DE BATERIA	2	2	2	2	2	
14	5VK–H2122–00	ASIENTO DE BATERIA	1	1	1	1	1	
15	5VK–E443E–00	TUBO, DRENAJE	1	1	1	1	1	
16	90467–13062	PRESILLA	1	1	1	1	1	
17	90338–08801	TAPON	1	1	1	1	1	
18	5LW–E443E–00	TUBO, DRENAJE	1	1	1	1	1	
19	90467–12800	PRESILLA	1	1	1	1	1	
20	90467–23800	PRESILLA	1	1	1	1	1	
21	5VK–E5371–00	RESPIRADERO	1	1	1	1	1	
22	5VK–E1167–00	CUBIERTA RESPIRADERO 2	1	1	1	1	1	
23	90467–14800	PRESILLA	1	1	1	1	1	
24	90467–17801	PRESILLA	1	1	1	1	1	
25	5VK–E3591–00	CAMARA DE AIRE	1	1	1	1	1	
26	90450–59001	BRIDA, MANGUERA	1	1	1	1	1	
27	90480–20566	TAPON	1	1	1	1	1	

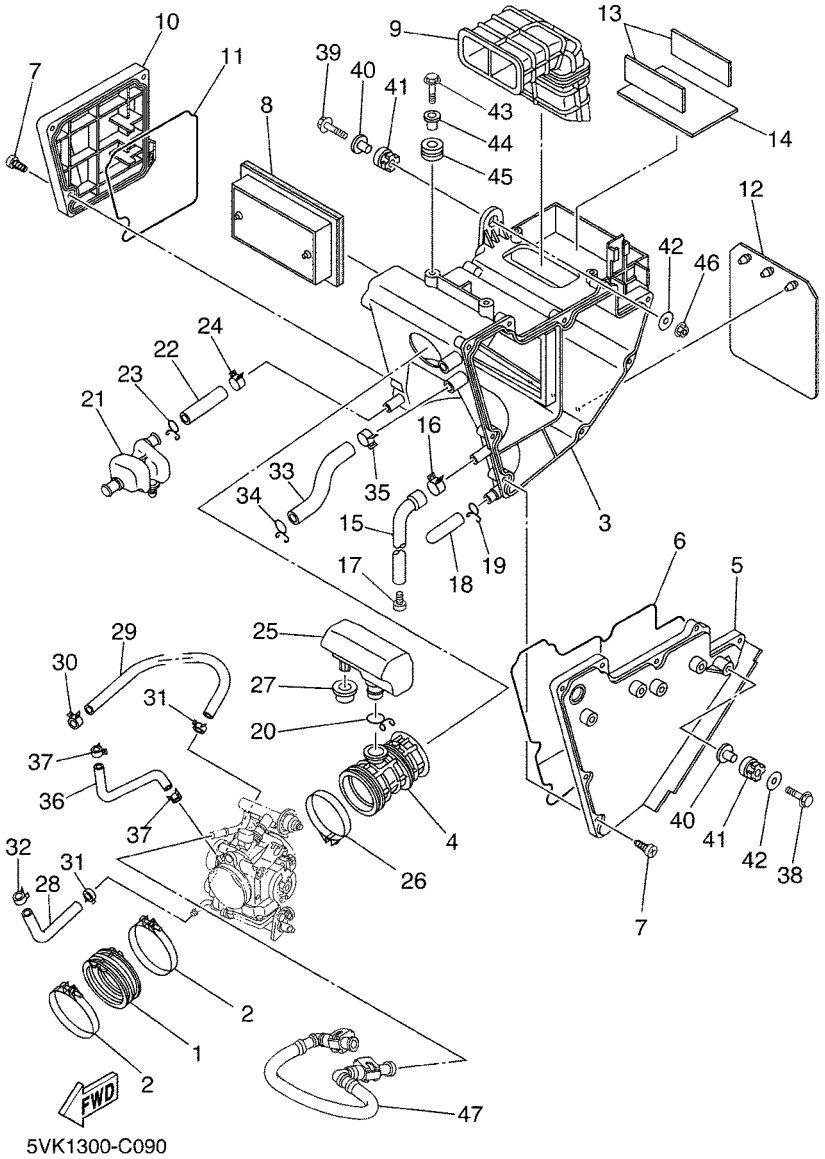

FIG. 9 ADMISION

REF. Nº	CODIGO Nº	DESCRIPCION	01	02	03	04	05	OBSERVACIONES
28	5VK–E243A–10	TUBO 1	1	1	1	1	1	
29	90445–12004	TUBO	1	1	1	1	1	
30	90467–11090	PRESILLA	1	1	1	1	1	
31	90467–11108	PRESILLA	2	2	2	2	2	
32	90467–11108	PRESILLA	1	1	1	1	1	
33	5VK–E3545–00	SELLO	1	1	1	1	1	
34	90467–170A2	PRESILLA	1	1	1	1	1	
35	90467–17128	PRESILLA	1	1	1	1	1	
36	5VK–13542–00	MANGUERA, DE VACIO 1	1	1	1	1	1	
37	90467–07138	PRESILLA	2	2	2	2	2	
38	95827–06025	TORNILLO	1	1	1	1	1	
39	95827–06030	TORNILLO	1	1	1	1	1	
40	90387–075H4	ESPACIADOR	2	2	2	2	2	
41	90480–15001	TAPON	2	2	2	2	2	
42	90201–064K6	ARANDELA PLANA	2	2	2	2	2	
43	95827–06020	TORNILLO	2	2	2	2	2	
44	90387–07037	ESPACIADOR	2	2	2	2	2	
45	90480–18276	TAPON	2	2	2	2	2	
46	95704–06500	TUERCA DE BRIDA	1	1	1	1	1	
47	5VK–13971–00	ANILLO DE ESPACIADOR	1	1	1	1	1	

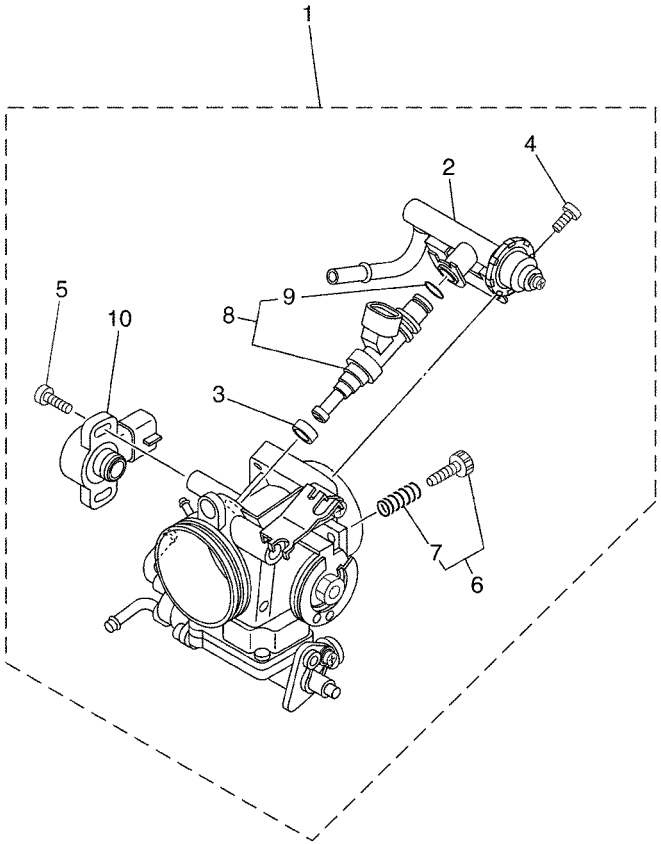

5VK1300-C100

FIG. 10 ADMISION 2

REF. Nº	CODIGO Nº	DESCRIPCION	01	02	03	04	05	OBSERVACIONES
1	5VK–13750–11	CAJA DE ACELERADOR COMPL.	1	1	1	1	1	
2	5VK–13160–00	.TUBO DE LLEGADA CONJUNTO 1	1	1	1	1	1	
3	90430–09002	.JUNTA	1	1	1	1	1	
4	98507–06012	.TORNILLO DE CABEZA PLANA	2	2	2	2	2	
5	8CC–14216–10	.TORNILLO	2	2	2	2	2	
6	5VK–14503–00	.CARBURADOR COMPL.	1	1	1	1	1	
7	5VK–14531–00	..RESORTE TORNILLO AJUSTE	1	1	1	1	1	
8	5VK–13761–00	.INYECTOR	1	1	1	1	1	
9	558–14147–00	..ANILLO O	1	1	1	1	1	
10	3P6–85885–00	.TERMICA SENSORIO	1	1	1	1	1	

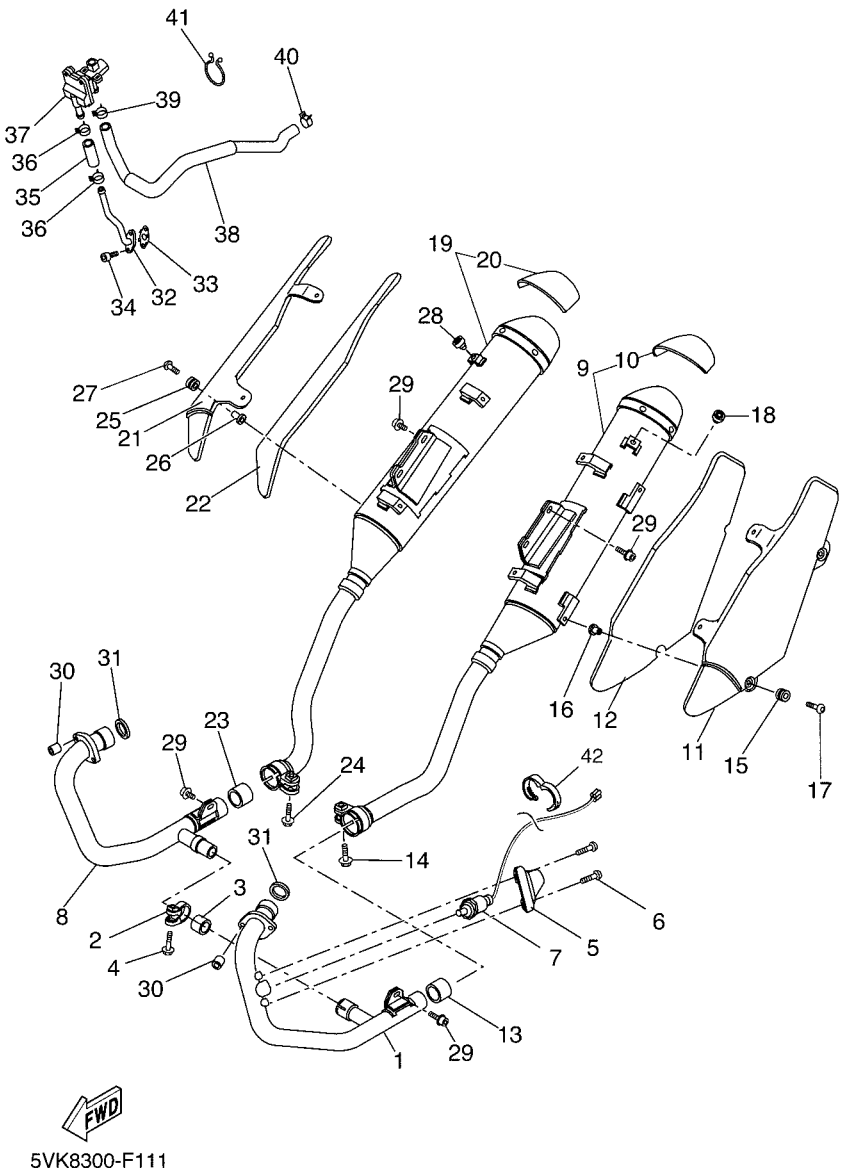

FIG. 11 DESCARGA

REF. Nº	CODIGO Nº	DESCRIPCION	01	02	03	04	05	OBSERVACIONES
1	5VK–E4611–10	TUBO DE ESCAPE 1	1	1	1	1	1	
2	5JX–14725–00	BANDA DE SILENCIADOR	1	1	1	1	1	
3	4FU–14714–00	EMPAQUE DE SILENCIADOR	1	1	1	1	1	
4	95814–08035	TORNILLO	1	1	1	1	1	
5	5VK–E4628–00	PROTECTOR DE TUBO DE ESCAPE	1	1	1	1	1	
6	90111–06060	TORNILLO	2	2	2	2	2	
7	1B9–8592A–00	SENSOR	1	1	1	1	1	
8	5VK–E4621–00	TUBO DE ESCAPE 2	1	1	1	1	1	
9	5VK–E4711–20	SILENCIADOR 1	1	1	1	1	1	
10	5VK–W1473–20	.PROTECTOR, DE SILENCIADOR 1	1	1	1	1	1	
11	5VK–E4728–30	PROTECTOR DE SILENCIADOR	1	1	1	1	1	
12	5VK–E4747–00	AMORTIGUADOR DE SILENCIADOR	1	1	1	1	1	
13	4EL–14714–00	EMPAQUE DE SILENCIADOR	1	1	1	1	1	
14	95024–08040	PERNO, DE BRIDA	1	1	1	1	1	
15	90480–12581	TAPON	4	4	4	4	4	
16	90387–06023	ESPACIADOR	4	4	4	4	4	
17	90149–06280	TORNILLO DE REGLAJE	4	4	4	4	4	
18	22W–24181–00	AMORTIGUADOR DE MONTAJE 1	1	1	1	1	1	
19	5VK–E4721–20	SILENCIADOR 2	1	1	1	1	1	
20	5VK–W1473–20	.PROTECTOR, DE SILENCIADOR 1	1	1	1	1	1	
21	5VK–E4748–30	PROTECTOR DE SILENCIADOR 4	1	1	1	1	1	
22	5VK–E4757–00	AMORTIGUADOR SILENCIADOR 2	1	1	1	1	1	
23	4EL–14714–00	EMPAQUE DE SILENCIADOR	1	1	1	1	1	
24	95024–08040	PERNO, DE BRIDA	1	1	1	1	1	
25	90480–12581	TAPON	4	4	4	4	4	
26	90387–06023	ESPACIADOR	4	4	4	4	4	
27	90149–06280	TORNILLO DE REGLAJE	4	4	4	4	4	

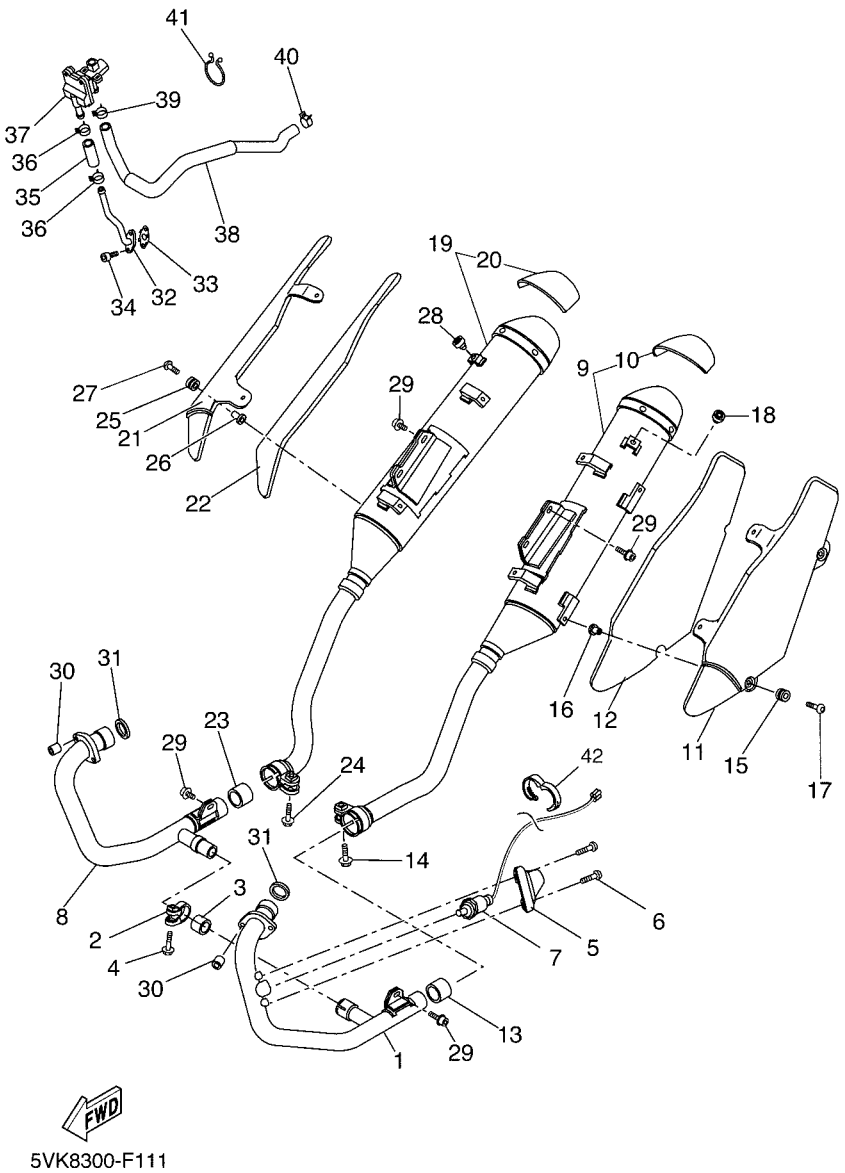

FIG. 11 DESCARGA

REF. Nº	CODIGO Nº	DESCRIPCION	01	02	03	04	05	OBSERVACIONES
28	22W–24181–00	AMORTIGUADOR DE MONTAJE 1	1	1	1	1	1	
29	90109–085E2	PERNO	6	6	6	6	6	
30	90179–08442	TUERCA	4	4	4	4	4	
31	3YF–14613–01	JUNTA, TUBO DE ESCAPE	2	2	2	2	2	
32	5VK–14871–02	TUBO DE COMBUSTIBLE	1	1	1	1	1	
33	5VK–14815–00	EMPAQUE	1	1	1	1	1	
34	91380–06016	PERNO	2	2	2	2	2	
35	5VK–14881–00	TUBO 1	1	1	1	1	1	
36	90467–17089	PRESILLA	2	2	2	2	2	
37	5VK–14803–00	VALVULA DE AIRE COMPLETA	1	1	1	1	1	
38	5VK–E4882–00	TUBO 2	1	1	1	1	1	
39	90467–17089	PRESILLA	1	1	1	1	1	
40	90467–170A0	PRESILLA	1	1	1	1	1	
41	90464–37257	BRIDA	2	2	2	2	2	
42	90464–16001	BRIDA	1	1	1	1	1	

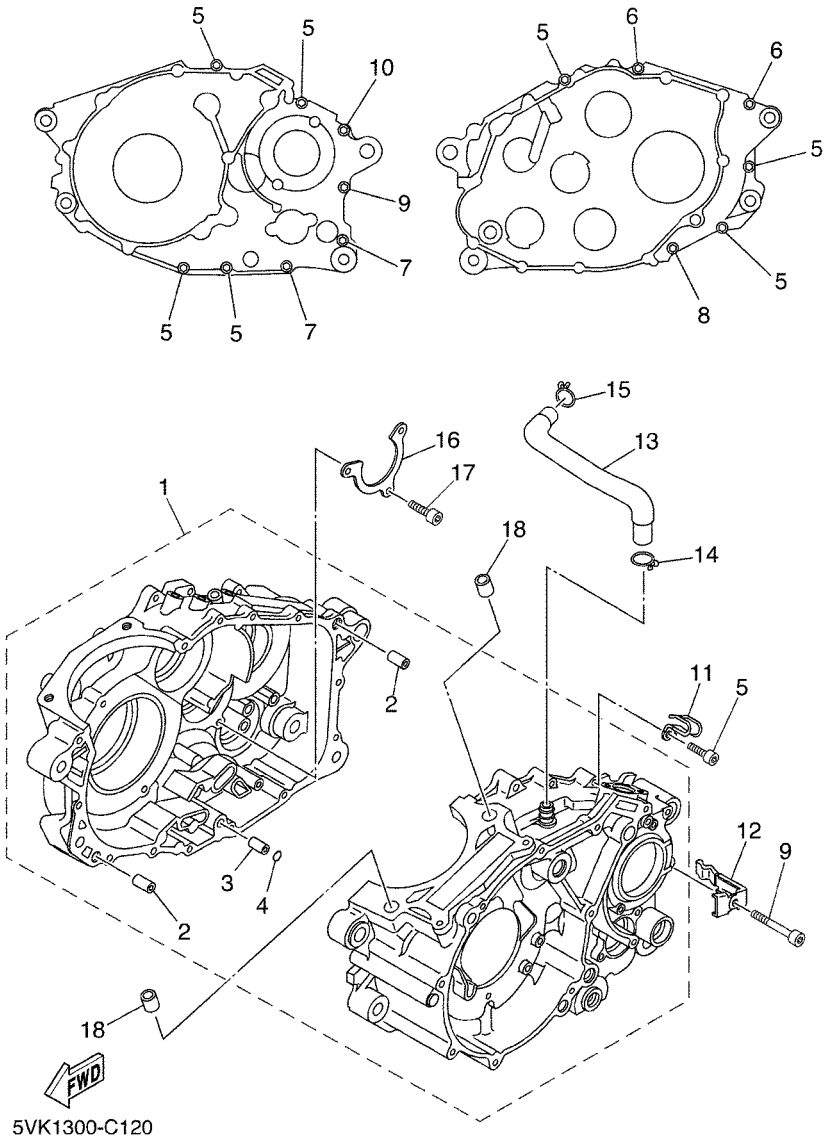

FIG. 12 CARTER

REF. Nº	CODIGO Nº	DESCRIPCION	01	02	03	04	05	OBSERVACIONES
1	5VK–E5100–00	CARTER COMPLETO	1	1	1	1	1	
2	99530–12016	.PASADOR, DE ESPIGA	2	2	2	2	2	
3	91808–16X00	.PASADOR DE CLAVIJA	1	1	1	1	1	
4	93210–07X01	.ANILLO O	1	1	1	1	1	
5	91317–06030	PERNO	7	7	7	7	7	
6	91317–06045	PERNO	2	2	2	2	2	
7	91317–06055	PERNO	2	2	2	2	2	
8	91317–06060	PERNO	1	1	1	1	1	
9	91317–06080	PERNO	1	1	1	1	1	
10	91317–06090	PERNO	1	1	1	1	1	
11	90462–07X00	BRIDA	1	1	1	1	1	
12	90465–12013	BRIDA	1	1	1	1	1	
13	5VK–E1166–00	TUBO RESPIRADERO 1	1	1	1	1	1	
14	90467–14015	PRESILLA	1	1	1	1	1	
15	90467–14015	PRESILLA	1	1	1	1	1	
16	5VK–E5383–00	PLACA CUBIERTA DE ENGRANAJE	1	1	1	1	1	
17	91317–06016	PERNO	3	3	3	3	3	
18	99530–14016	PASADOR, DE ESPIGA	2	2	2	2	2	

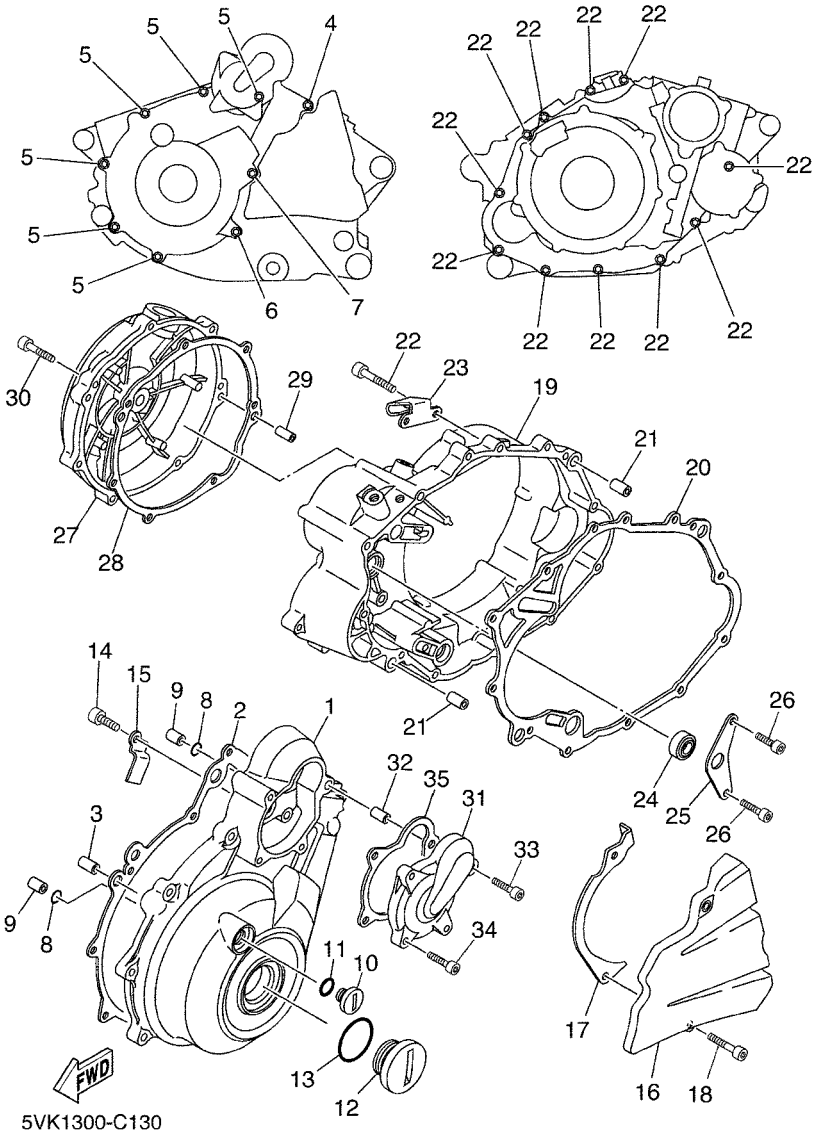

FIG. 13 CUBIERTA DE CARTER 1

REF. Nº	CODIGO Nº	DESCRIPCION	01	02	03	04	05	OBSERVACIONES
1	5VK–WE541–00	CUBIERA DE CARTER COMPLETE 1	1	1	1	1	1	
2	5VK–E5451–10	EMPAQ DE CUBIERTA DE CARTER	1	1	1	1	1	
3	99530–12016	PASADOR, DE ESPIGA	2	2	2	2	2	
4	91317–06035	PERNO	1	1	1	1	1	
5	91317–06025	PERNO	6	6	6	6	6	
6	91317–06050	PERNO	1	1	1	1	1	
7	91317–06050	PERNO	1	1	1	1	1	
8	93210–13X00	ANILLO O	2	2	2	2	2	
9	99530–12016	PASADOR, DE ESPIGA	2	2	2	2	2	
10	90340–14X00	TORNILLO, DE DRENAJE	1	1	1	1	1	
11	93210–14X00	ANILLO O	1	1	1	1	1	
12	90340–36X00	TORNILLO, DE DRENAJE	1	1	1	1	1	
13	93210–35X00	ANILLO O	1	1	1	1	1	
14	91317–06012	PERNO	1	1	1	1	1	
15	90462–16X00	BRIDA	1	1	1	1	1	
16	5VK–E5421–00	TAPA DE CARTER DERECHA	1	1	1	1	1	
17	5VK–E7466–00	GUIA DE CADENA	1	1	1	1	1	
18	91317–06025	PERNO	2	2	2	2	2	
19	5VK–E5431–00	CUBIERTA DE CARTER 3	1	1	1	1	1	
20	5VK–E5462–10	EMPAQ CUBIERTA DE CARTER 3	1	1	1	1	1	
21	99530–12016	PASADOR, DE ESPIGA	2	2	2	2	2	
22	91317–06030	PERNO	11	11	11	11	11	
23	5VK–E5441–01	SOSTEN DE CABLE DE EMBRAGUE	1	1	1	1	1	
24	93101–14164	SELLO ACEITE	1	1	1	1	1	
25	5VK–E5118–00	SOPORTE	1	1	1	1	1	
26	91317–06012	PERNO	2	2	2	2	2	
27	5VK–E5416–00	CUBIERTA DE BOMBA DE ACEITE	1	1	1	1	1	

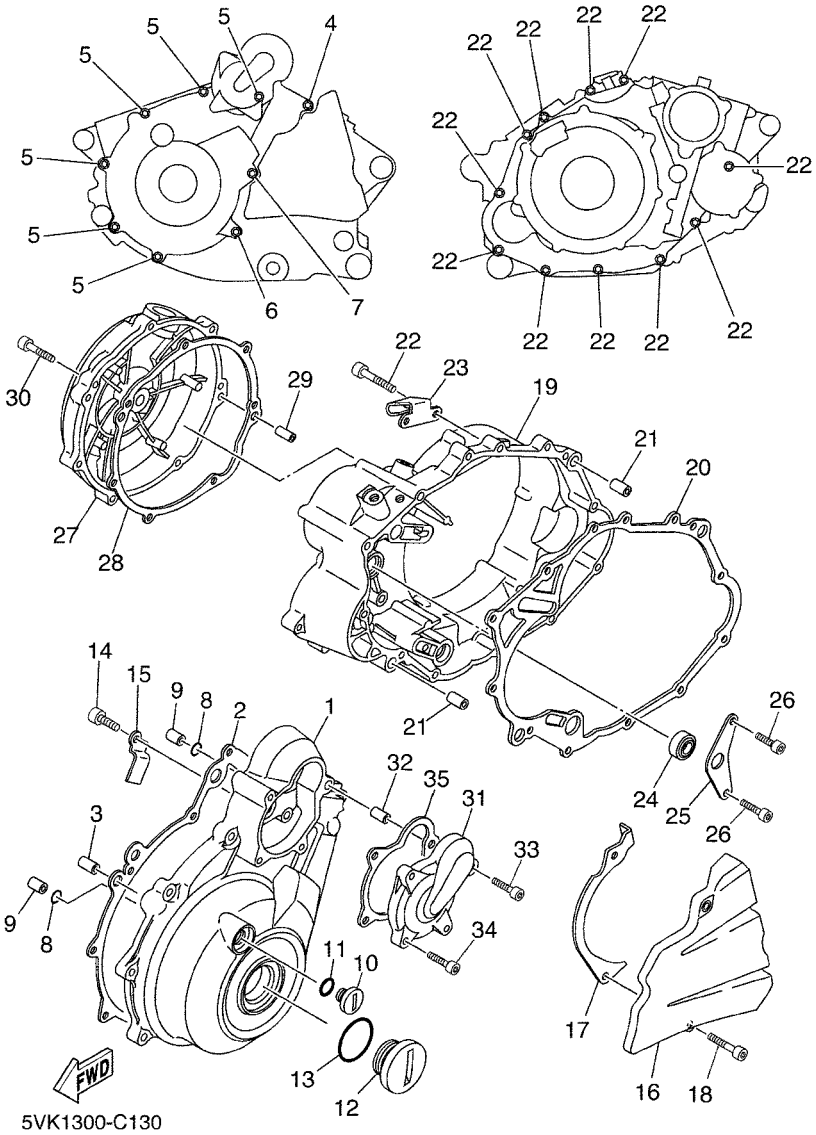

FIG. 13 CUBIERTA DE CARTER 1

REF. Nº	CODIGO Nº	DESCRIPCION	01	02	03	04	05	OBSERVACIONES
28	5VK–E5453–10	EMPAQ	1	1	1	1	1	
29	91808–16X00	PASADOR DE CLAVIJA	2	2	2	2	2	
30	90105–06X20	TORNILLO	7	7	7	7	7	
31	5VK–WE544–00	CUBIERTA DE GENERADOR COMP.	1	1	1	1	1	
32	91808–16X00	PASADOR DE CLAVIJA	1	1	1	1	1	
33	91317–06035	PERNO	1	1	1	1	1	
34	91317–06025	PERNO	3	3	3	3	3	
35	5VK–15455–00	EMPAQUE 1	1	1	1	1	1	

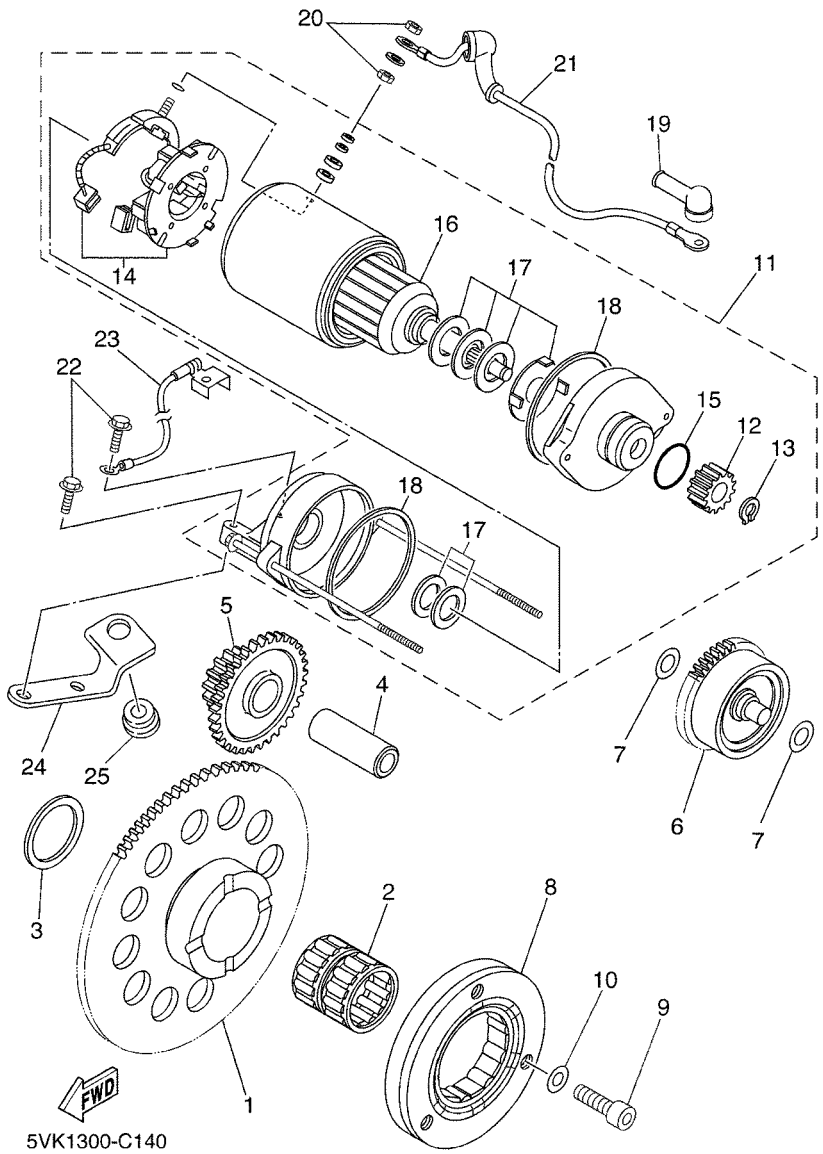

FIG. 14 EMBRAGUE DEL ARRANQUE

REF. Nº	CODIGO Nº	DESCRIPCION	01	02	03	04	05	OBSERVACIONES
1	3YF–15515–00	ENGRANAJE 3	1	1	1	1	1	
2	93310–530C7	COJINETE DE RODILLOS	1	1	1	1	1	
3	90201–30X01	ARANDELA PLANA	1	1	1	1	1	
4	5VK–E5522–00	EJE 2	1	1	1	1	1	
5	5VK–E5517–00	ENGRENAJE POSICION 2DA	1	1	1	1	1	
6	5VK–E5560–00	AMORTIGUADOR	1	1	1	1	1	
7	90201–10X18	ARANDELA PLANA	2	2	2	2	2	
8	5VK–15590–00	ENSAMBLE GUIA CADENA ARRANQUE	1	1	1	1	1	
9	91317–08025	PERNO	3	3	3	3	3	
10	90201–08X18	ARANDELA PLANA	3	3	3	3	3	
11	3SX–81890–00	MOTOR DE ARRANQUE COMPLETO	1	1	1	1	1	
12	1VJ–15511–00	.ENGRANAJE MOTOR ARRANQUE	1	1	1	1	1	
13	93440–11024	.SEGURO	1	1	1	1	1	
14	3AJ–81801–00	.JUEGO DE ESCOBILLA	1	1	1	1	1	
15	1FK–81847–00	.ANILLO GOMA	1	1	1	1	1	
16	3AJ–81850–00	.INDUCIDO COMPLETO	1	1	1	1	1	
17	3AJ–81809–00	.JUEGO DE ARANDELA	1	1	1	1	1	
18	11H–81844–00	.EMPAQUE	2	2	2	2	2	
19	4G0–81871–00	TAPA	1	1	1	1	1	
20	4XV–8182A–00	TUERCA	2	2	2	2	2	
21	5VK–81815–00	CABLE, MOTOR DE ARRANQUE	1	1	1	1	1	
22	95817–06035	TORNILLO	2	2	2	2	2	
23	5VK–H2116–00	CABLE CONDUCTOR NEGATIVO	1	1	1	1	1	
24	5VK–E5199–00	SOPORTE	1	1	1	1	1	
25	90480–13398	TAPON	1	1	1	1	1	

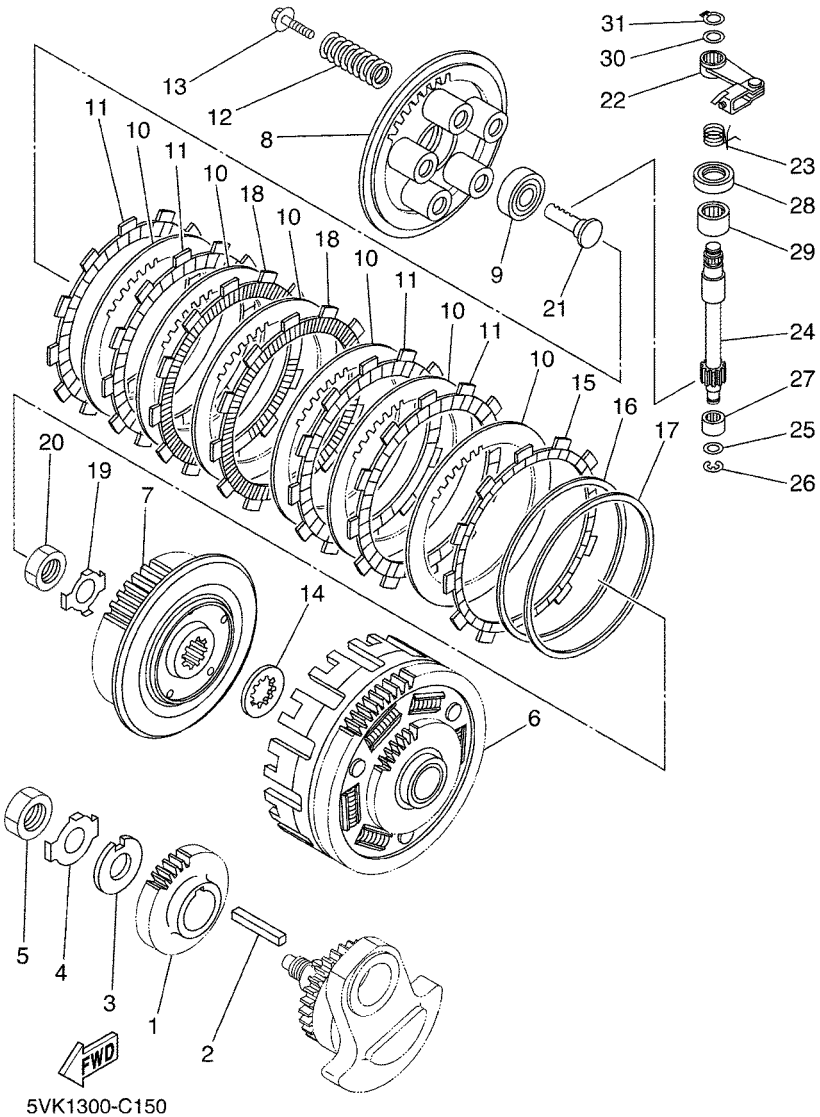

FIG. 15 EMBRAGUE

REF. Nº	CODIGO Nº	DESCRIPCION	01	02	03	04	05	OBSERVACIONES
1	5VK–E6111–00	ENGRANAJE TRACC.PRIMARIA	1	1	1	1	1	
2	90282–07001	CHAVETA, RECTA	1	1	1	1	1	
3	90209–20012	ARANDELA DE SEPARACION	1	1	1	1	1	
4	90215–20X00	ARANDELA DE CIERRE	1	1	1	1	1	
5	90170–20274	TUERCA	1	1	1	1	1	
6	5VK–E6150–00	CAMPANA DE EMBRAGUE	1	1	1	1	1	
7	5VK–16371–00	CUBO, DE EMBRAGUE	1	1	1	1	1	
8	5VK–16351–00	PLATO DE PRESION	1	1	1	1	1	
9	93306–00304	COJINETE	1	1	1	1	1	
10	4X7–16325–00	DISCO, DE EMBRAGUE	6	6	6	6	6	
11	22U–16321–00	PLACA DE FRICCION	4	4	4	4	4	
12	90501–260A1	RESORTE DE COMPRESION	5	5	5	5	5	
13	90119–06105	TORNILLO CON ARANDELA	5	5	5	5	5	
14	2JN–16154–00	ARANDELA, DE EMPUJE 1	1	1	1	1	1	
15	5VK–16331–00	DISCO, DE FRICCION	1	1	1	1	1	
16	5JG–16383–00	RESORTE DE COPA DE EMBRAGUE	1	1	1	1	1	
17	5JG–16384–00	PLACA DE ASIENTO	1	1	1	1	1	
18	5TA–16321–00	PLACA DE FRICCION	2	2	2	2	2	
19	90215–20X01	ARANDELA DE CIERRE	1	1	1	1	1	
20	90170–20327	TUERCA	1	1	1	1	1	
21	4XV–16356–01	VARILLA DE EMPUJE 1	1	1	1	1	1	
22	5VK–16340–00	PALANCA DE EMPUJE COMPLETA	1	1	1	1	1	
23	90508–16X00	RESORTE DE TORSION	1	1	1	1	1	
24	5VK–E6382–00	EJE DE PALANCA DE EMPUJE	1	1	1	1	1	
25	90201–08X19	ARANDELA PLANA	1	1	1	1	1	
26	99001–07600	PRESILLA REDONDA	1	1	1	1	1	
27	93317–11020	COJINETE	1	1	1	1	1	

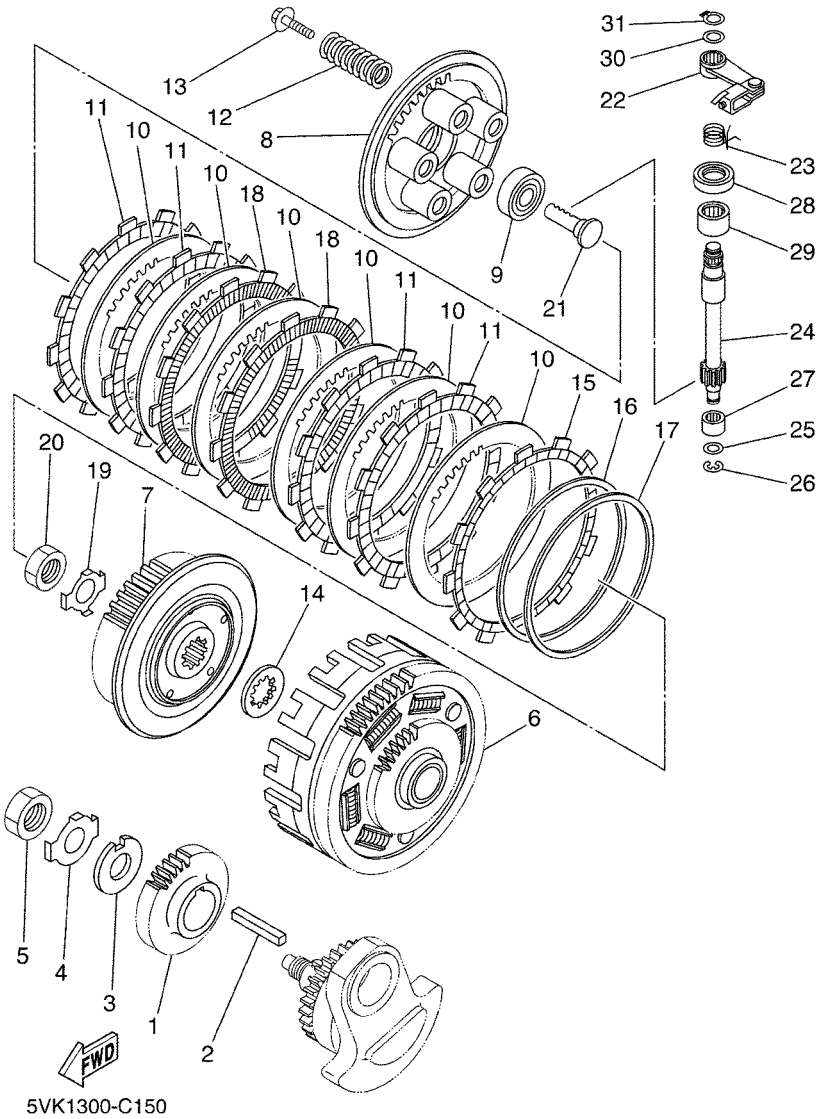

FIG. 15 EMBRAGUE

REF. Nº	CODIGO Nº	DESCRIPCION	01	02	03	04	05	OBSERVACIONES
28	93102–15212	SELLO ACEITE	1	1	1	1	1	
29	93315–31502	COJINETE DE RODILLOS	1	1	1	1	1	
30	90201–10X17	ARANDELA PLANA	1	1	1	1	1	
31	99009–10400	PRESILLA REDONDA	1	1	1	1	1	

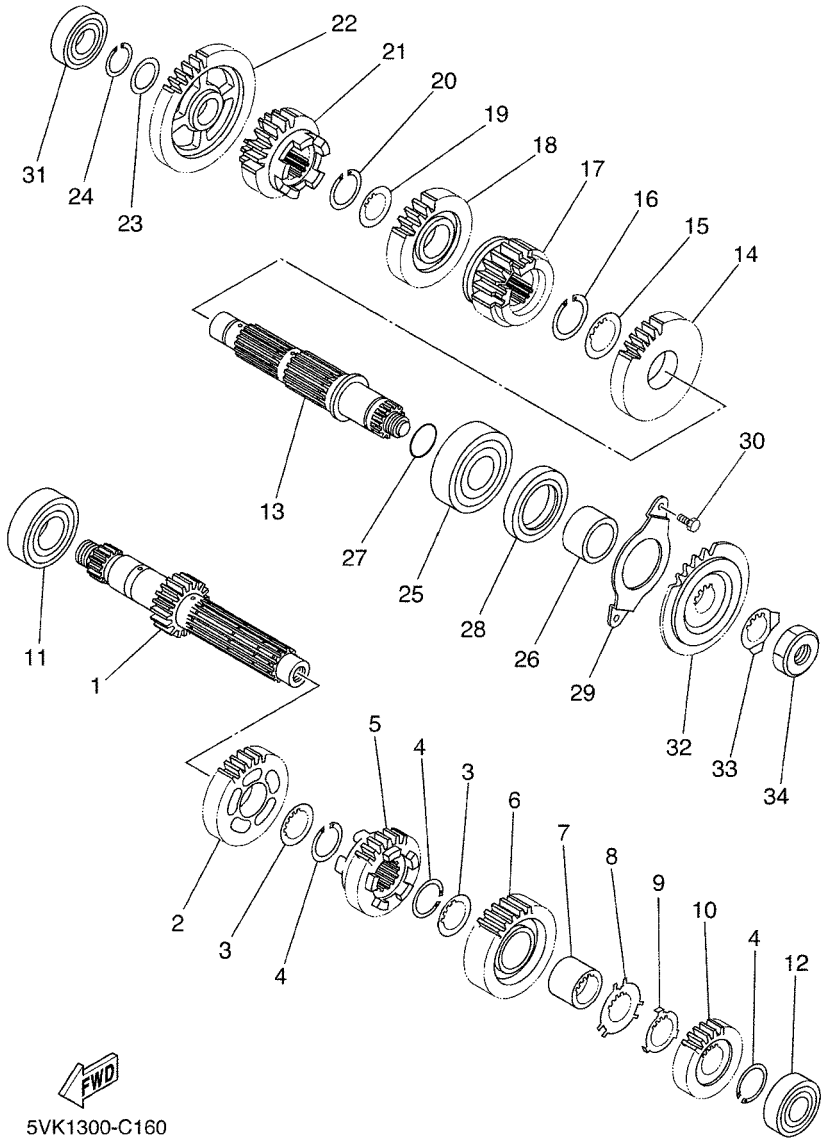

FIG. 16 TRANSMISION

REF. Nº	CODIGO Nº	DESCRIPCION	01	02	03	04	05	OBSERVACIONES
1	5VK–E7401–00	EJE PRINCIPAL COMPLETO(12T)	1	1	1	1	1	
2	5VK–E7141–10	ENGRANAJE PINON DE 4TA (22T)	1	1	1	1	1	
3	90209–21X00	ARANDELA DE SEPARACION	2	2	2	2	2	
4	93440–25084	SEGURO	3	3	3	3	3	
5	5VK–E7131–10	ENGRANAJE PINON DE 3RA	1	1	1	1	1	
6	5VK–E7151–10	ENGRANAJE PINON DE 5TA (26T)	1	1	1	1	1	
7	90387–21002	ESPACIADOR	1	1	1	1	1	
8	90209–22X00	ARANDELA DE SEPARACION	1	1	1	1	1	
9	90209–21351	ARANDELA DE SEPARACION	1	1	1	1	1	
10	5VK–E7121–10	ENGRANAJE PINON DE 2DA	1	1	1	1	1	
11	93306–205XA	COJINETE	1	1	1	1	1	
12	93306–004XL	COJINETE	1	1	1	1	1	
13	5VK–E7402–00	EJE DE TRACCION COMPLETO	1	1	1	1	1	
14	5VK–E7221–10	ENGRANAJE RUEDA DE 2DA	1	1	1	1	1	
15	90209–26348	ARANDELA DE SEPARACION	1	1	1	1	1	
16	93440–28062	SEGURO	1	1	1	1	1	
17	5VK–E7251–10	ENGRANAJE RUEDA DE 5TA	1	1	1	1	1	
18	5VK–E7231–10	ENGRANAJE RUEDA DE 3RA	1	1	1	1	1	
19	90209–21X00	ARANDELA DE SEPARACION	1	1	1	1	1	
20	93440–25084	SEGURO	1	1	1	1	1	
21	5VK–E7241–10	ENGRANAJE DE RUEDA 4TA	1	1	1	1	1	
22	5VK–E7211–10	ENGRANAJE RUEDA DE 1 RA	1	1	1	1	1	
23	90201–208G4	ARANDELA PLANA	1	1	1	1	1	
24	93410–20825	SEGURO	1	1	1	1	1	
25	93306–305X4	COJINETE	1	1	1	1	1	
26	90387–25802	ESPACIADOR	1	1	1	1	1	
27	93210–22X00	ANILLO O	1	1	1	1	1	

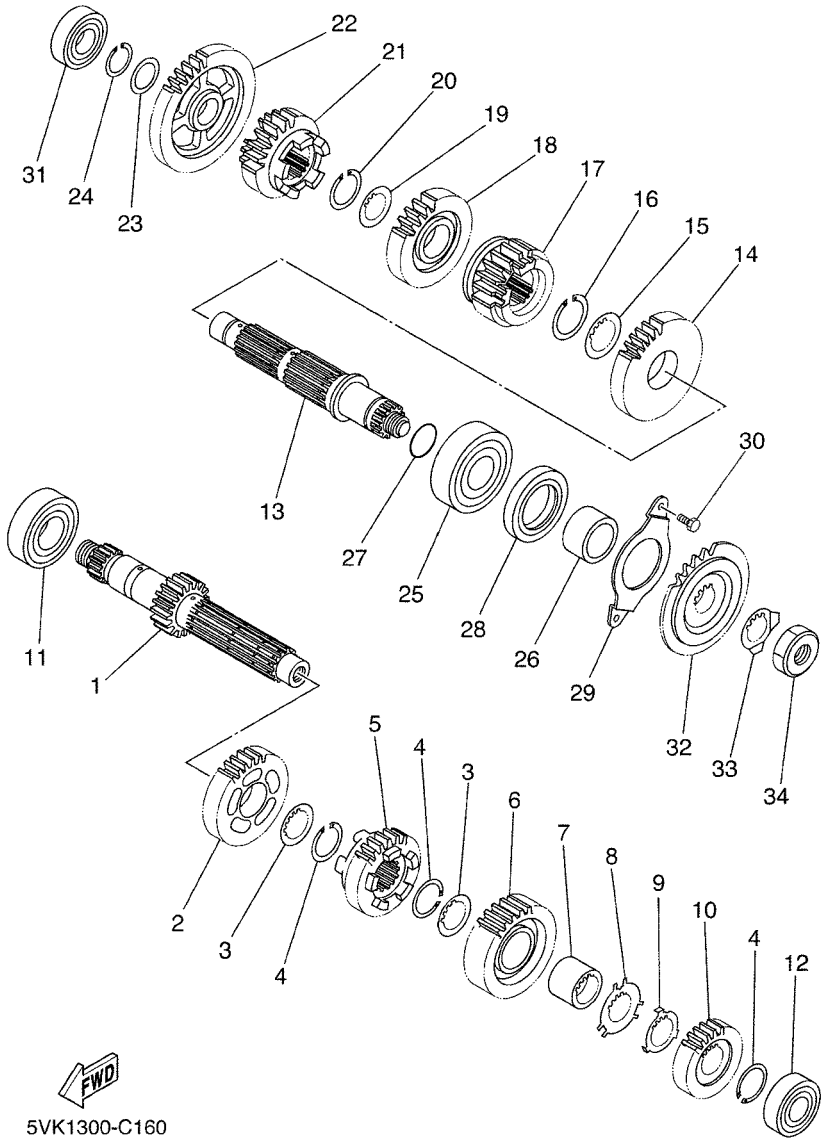

FIG. 16 TRANSMISION

REF. Nº	CODIGO Nº	DESCRIPCION	01	02	03	04	05	OBSERVACIONES
28	93102–35368	SELLO ACEITE	1	1	1	1	1	
29	5VK–E7471–00	PLACA, DE CUBIERTA	1	1	1	1	1	
30	90101–06X26	TORNILLO	2	2	2	2	2	
31	93306–004XM	COJINETE	1	1	1	1	1	
32	5VK–E7460–10	CORONA	1	1	1	1	1	
33	90215–21X00	ARANDELA DE CIERRE	1	1	1	1	1	
34	90179–18003	TUERCA	1	1	1	1	1	

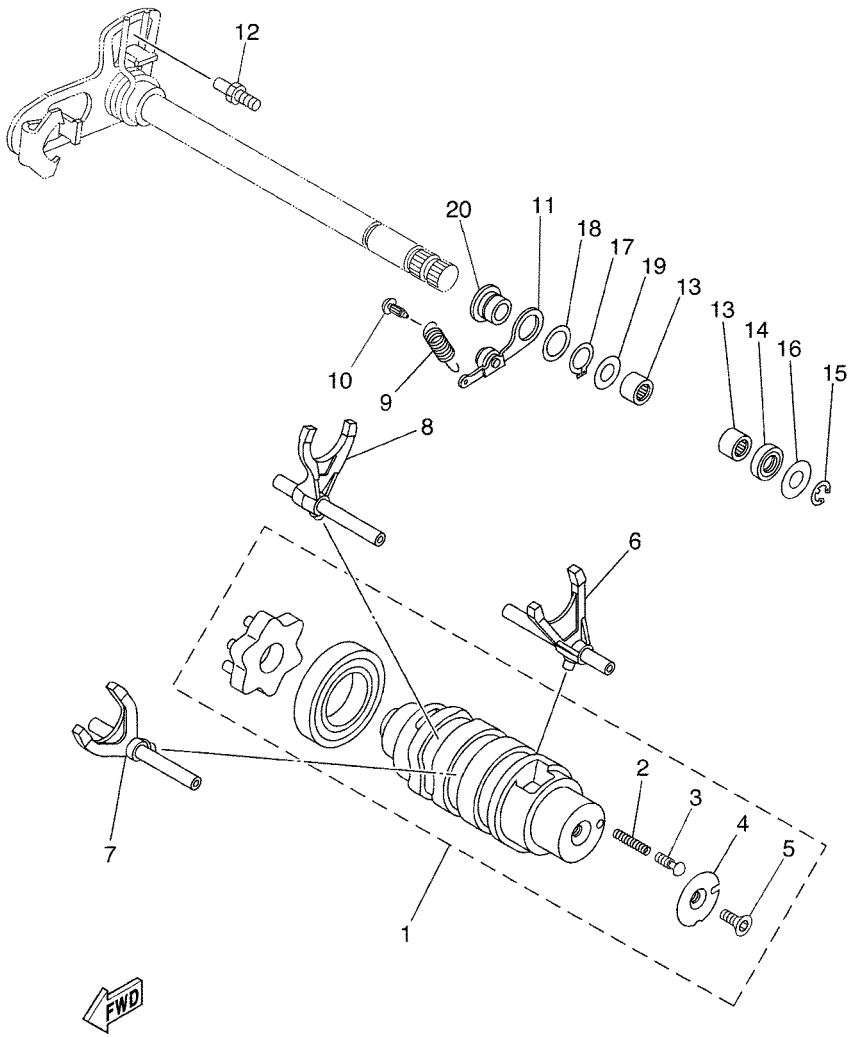

5VK1300-C170

FIG. 17 LEVA DE CAMBIO & HORQUILLA

REF. Nº	CODIGO Nº	DESCRIPCION	01	02	03	04	05	OBSERVACIONES
1	5VK–18540–00	LEVA DEL CAMBIO COMPLETA	1	1	1	1	1	
2	90501–06022	.RESORTE DE COMPRESION	1	1	1	1	1	
3	4UN–18542–00	.PUNTO MUERTO	1	1	1	1	1	
4	4UN–18566–00	.PLACA LATERAL 2	1	1	1	1	1	
5	90149–05321	.TORNILLO DE REGLAJE	1	1	1	1	1	
6	5VK–E8501–00	HORQUILLA DEL CAMBIO 1	1	1	1	1	1	
7	5VK–E8502–00	HORQUILLA DEL CAMBIO 2	1	1	1	1	1	
8	5VK–E8503–00	HORQUILLA DE CAMBIO 3	1	1	1	1	1	
9	5VK–E8144–00	GANCHO DE RESORTE	1	1	1	1	1	
10	132–16346–00	GANCHO DE RESORTE	1	1	1	1	1	
11	5JW–18140–00	PALANCA DE TOPE COMPLETA	1	1	1	1	1	
12	5VK–18127–00	PASADOR DE PALANCA	1	1	1	1	1	
13	93315–11206	COJINETE DE RODILLOS	2	2	2	2	2	
14	93102–12106	SELLO ACEITE (SD 12-22-5 HS)	1	1	1	1	1	
15	99001–10600	PRESILLA REDONDA	1	1	1	1	1	
16	90201–12X06	ARANDELA PLANA	1	1	1	1	1	
17	93410–17X00	SEGURO	1	1	1	1	1	
18	90201–17X01	ARANDELA PLANA	1	1	1	1	1	
19	90201–12X05	ARANDELA PLANA	1	1	1	1	1	
20	5VK–E8699–00	COPA 1	1	1	1	1	1	

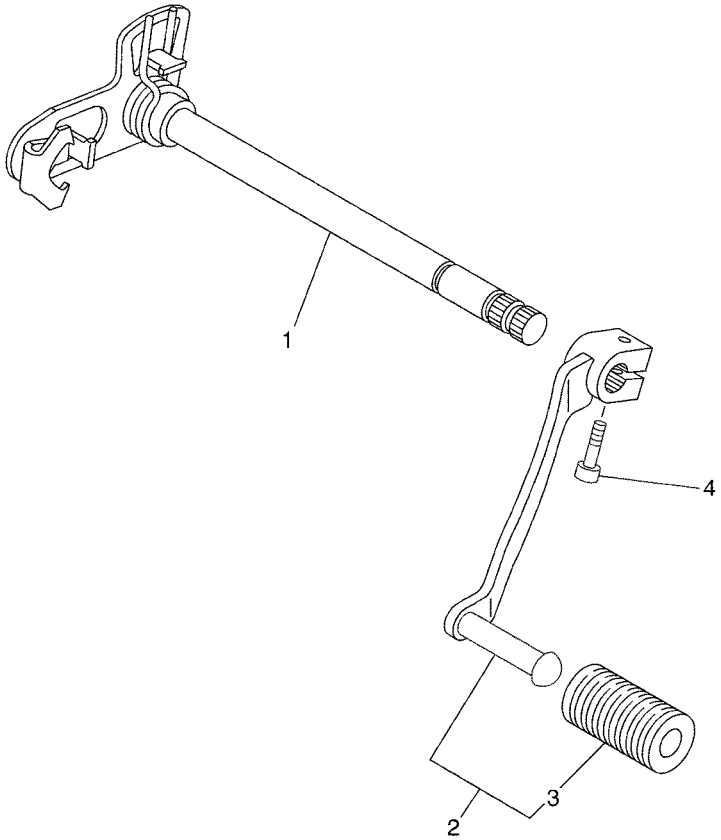

5VK1300-C180

FIG. 18 EJE DE CAMBIO & PEDAL

REF. Nº	CODIGO Nº	DESCRIPCION	01	02	03	04	05	OBSERVACIONES
1	5VK–18101–00	EJE SELECTOR COMPLETO	1	1	1	1	1	
2	5VK–E8110–01	PEDAL DE CAMBIO COMPLETO	1	1	1	1	1	
3	5VK–E8113–00	.FUNDA DEL PEDAL DEL CAMBIO	1	1	1	1	1	
4	91317–06020	PERNO	1	1	1	1	1	

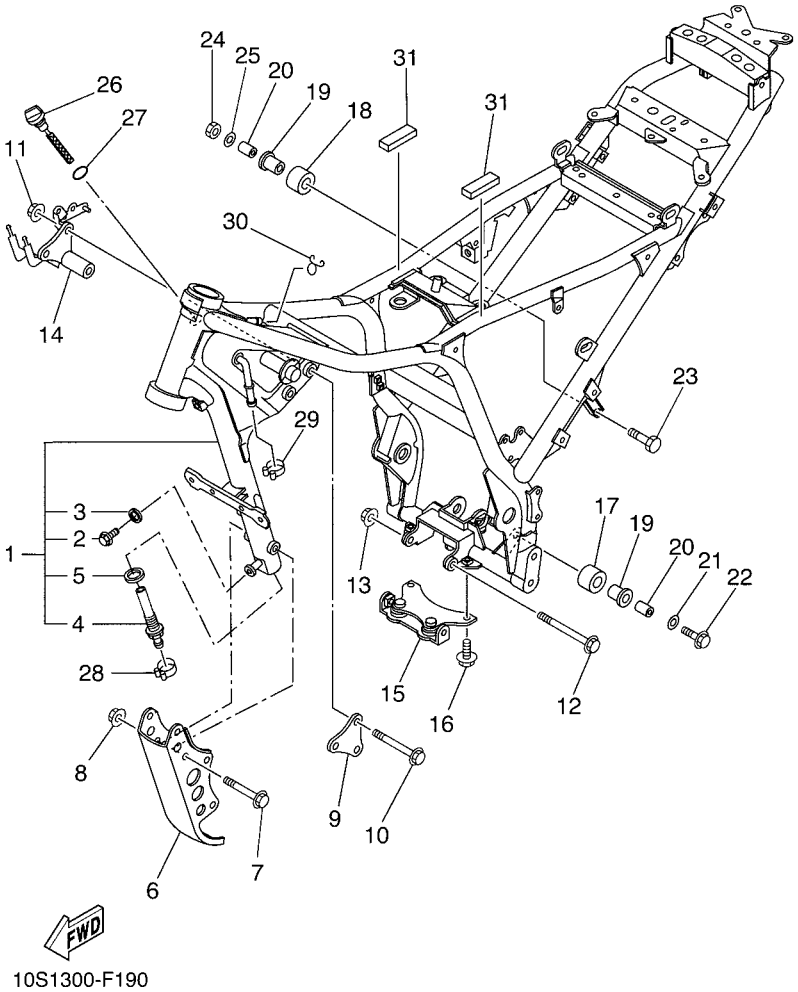

FIG. 19 CUADRO

REF. Nº	CODIGO Nº	DESCRIPCION	01	02	03	04	05	OBSERVACIONES
1	5VK–F1110–10	ARMAZON COMPLETO	1	1	1	1	1	
2	95807–08012	.TORNILLO	1	1	1	1	1	
3	90430–08119	.JUNTA	1	1	1	1	1	
4	5VK–F1756–00	.RED DE FILTRO	1	1	1	1	1	
5	90430–22123	.JUNTA	1	1	1	1	1	
6	5VK–F1316–00	SOPORTE DE MOTOR 3	1	1	1	1	1	
7	95814–10070	TORNILLO	4	4	4	4	4	
8	90179–10658	TUERCA	4	4	4	4	4	
9	5VK–F1315–00	SOPORTE DE MOTOR 2	1	1	1	1	1	
10	95814–10100	TORNILLO	3	3	3	3	3	
11	90179–10658	TUERCA	3	3	3	3	3	
12	90105–10040	TORNILLO CON ARANDELA	1	1	1	1	1	
13	90179–10658	TUERCA	1	1	1	1	1	
14	5VK–F1410–00	SOPORTE DE MOTOR COMPLETO	1	1	1	1	1	
15	5VK–21445–00	SOPORTE DE SILENCIADOR 1	1	1	1	1	1	
16	95024–08016	PERNO, DE BRIDA	2	2	2	2	2	
17	30X–22178–00	TENSOR	1	1	1	1	1	
18	10V–22178–00	TENSOR	1	1	1	1	1	
19	10V–22184–00	BUJE	2	2	2	2	2	
20	90387–08024	ESPACIADOR	2	2	2	2	2	
21	90201–082H0	ARANDELA PLANA	1	1	1	1	1	
22	95827–08040	TORNILLO	1	1	1	1	1	
23	90101–08428	TORNILLO	1	1	1	1	1	
24	95607–08100	TUERCA U	1	1	1	1	1	
25	92907–08200	ARANDELA	1	1	1	1	1	
26	5VK–15362–00	TAPON DEL NIVEL DE ACEITE	1	1	1	1	1	
27	93210–19123	ANILLO O	1	1	1	1	1	

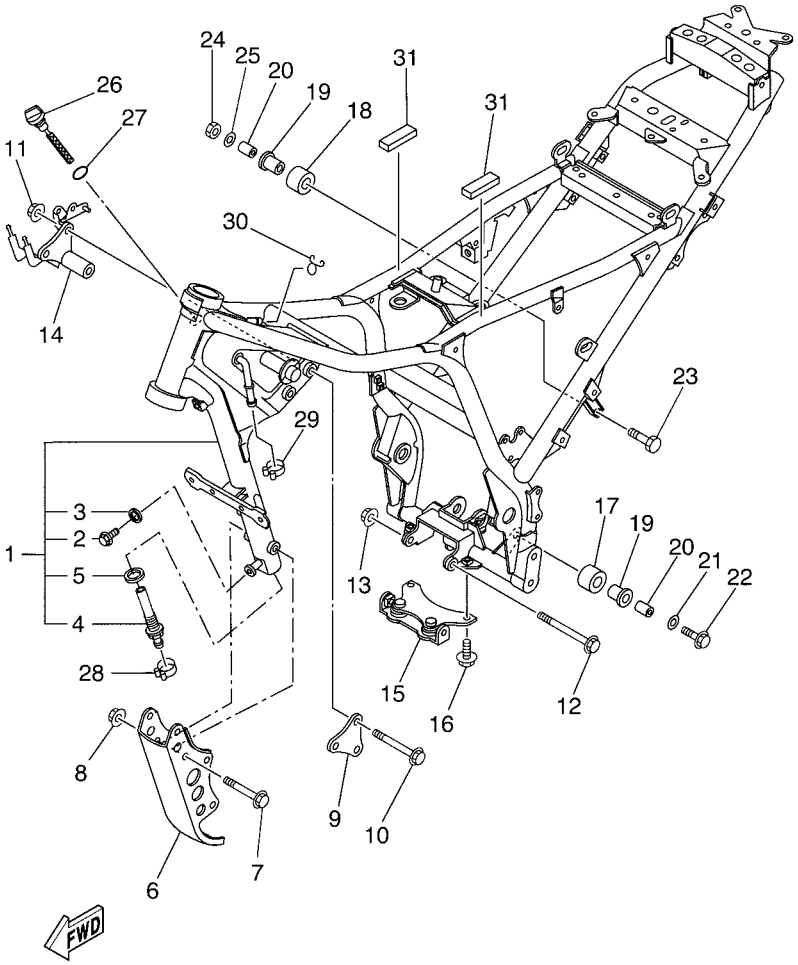

FIG. 19 CUADRO

REF. Nº	CODIGO Nº	DESCRIPCION	01	02	03	04	05	OBSERVACIONES
28	90467–19800	PRESILLA	1	1	1	1	1	
29	90467–17800	PRESILLA	1	1	1	1	1	
30	90467–10008	PRESILLA	1	1	1	1	1	
31	5VK–21746–00	AMORTIGUADOR	2	2	2	2	2	

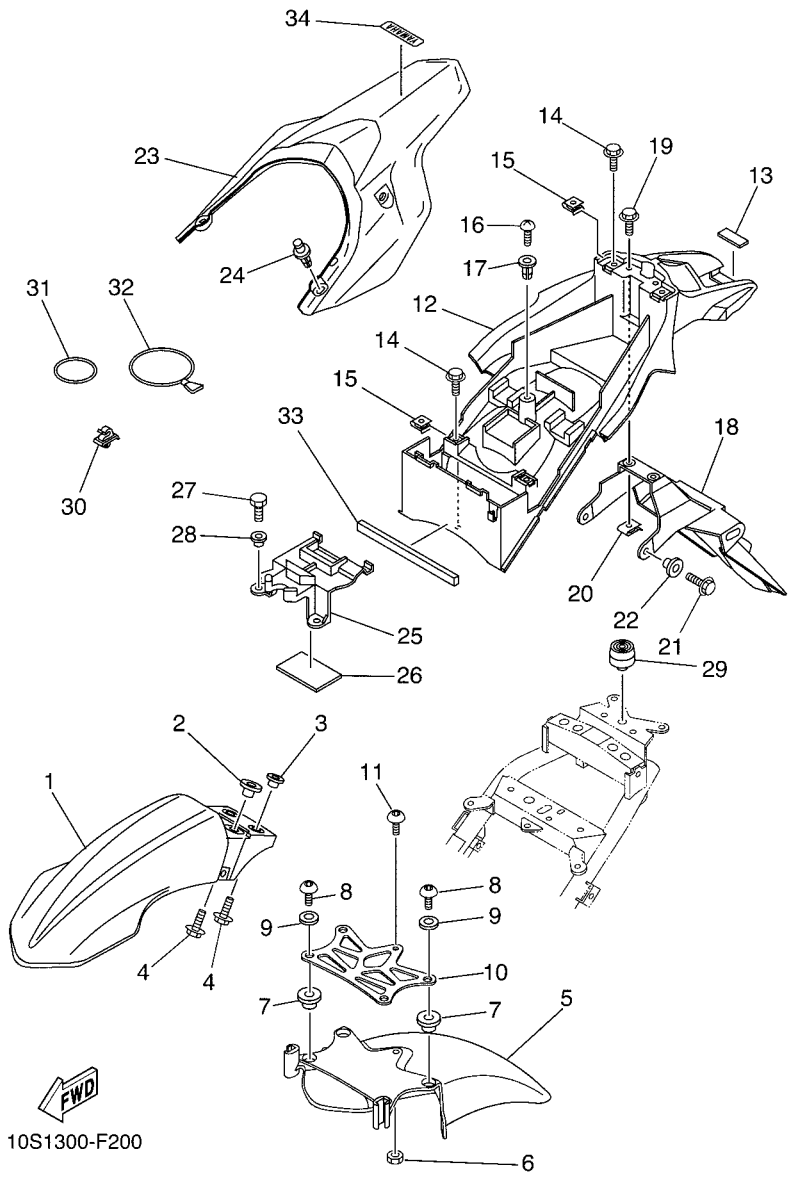

FIG. 20 GUARDABARRO

REF. Nº	CODIGO Nº	DESCRIPCION	01	02	03	04	05	OBSERVACIONES
1	1D2–F1511–00	GUARDABARRO DELANTERO	1	1	1	1	1	UR FOR YB (YB)
	1D2–F1511–10	GUARDABARRO DELANTERO	1	1	1	1	1	UR FOR DPBSE (DPB
	1D2–F1511–20	GUARDABARRO DELANTERO	1	1	1	1	1	UR FOR PWS1 (PWS1
2	90387–065X7	ESPACIADOR	2	2	2	2	2	
3	90387–087L0	ESPACIADOR	2	2	2	2	2	
4	90119–06096	TORNILLO CON ARANDELA	4	4	4	4	4	
5	1D2–F1556–00	GUARDABARRO, DELANTERO 2	1	1	1	1	1	
6	90179–06X02	TUERCA	1	1	1	1	1	
7	90387–08X05	ESPACIADOR	4	4	4	4	4	
8	90111–08X05	TORNILLO	4	4	4	4	4	
9	90201–08X03	ARANDELA PLANA	4	4	4	4	4	
10	1D2–F1514–00	SOPORTE DE GUARDABARRO 2	1	1	1	1	1	
11	90111–06X15	TORNILLO	1	1	1	1	1	
12	5VK–F1611–01	GUARDABARRO TRASERO	1	1	1	1	1	
13	5DM–28371–00	AMORTIGUADOR	1	1	1	1	1	
14	95807–06012	TORNILLO	4	4	4	4	4	
15	90183–06023	TUERCA DE RESORTE	4	4	4	4	4	
16	97707–60020	TORNILLO ROSCA HEMBRA	1	1	1	1	1	
17	90338–08226	TAPON	1	1	1	1	1	
18	5VK–F1685–00	SOPORTE DE LICENCIA	1	1	1	1	1	
19	90119–06118	TORNILLO CON ARANDELA	2	2	2	2	2	
20	90183–06023	TUERCA DE RESORTE	2	2	2	2	2	
21	95807–06014	TORNILLO	2	2	2	2	2	
22	90387–06648	ESPACIADOR	2	2	2	2	2	
23	10S–F1651–00	TAPA DE GUARDABARRO TRAS.	1	1	1	1	1	UR FOR DPBSE (DPB
	10S–F1651–10	TAPA DE GUARDABARRO TRAS.	1	1	1	1	1	UR FOR YB (YB)
	10S–F1651–30	TAPA DE GUARDABARRO TRAS.	1	1	1	1	1	UR FOR PWS1 (PWS1

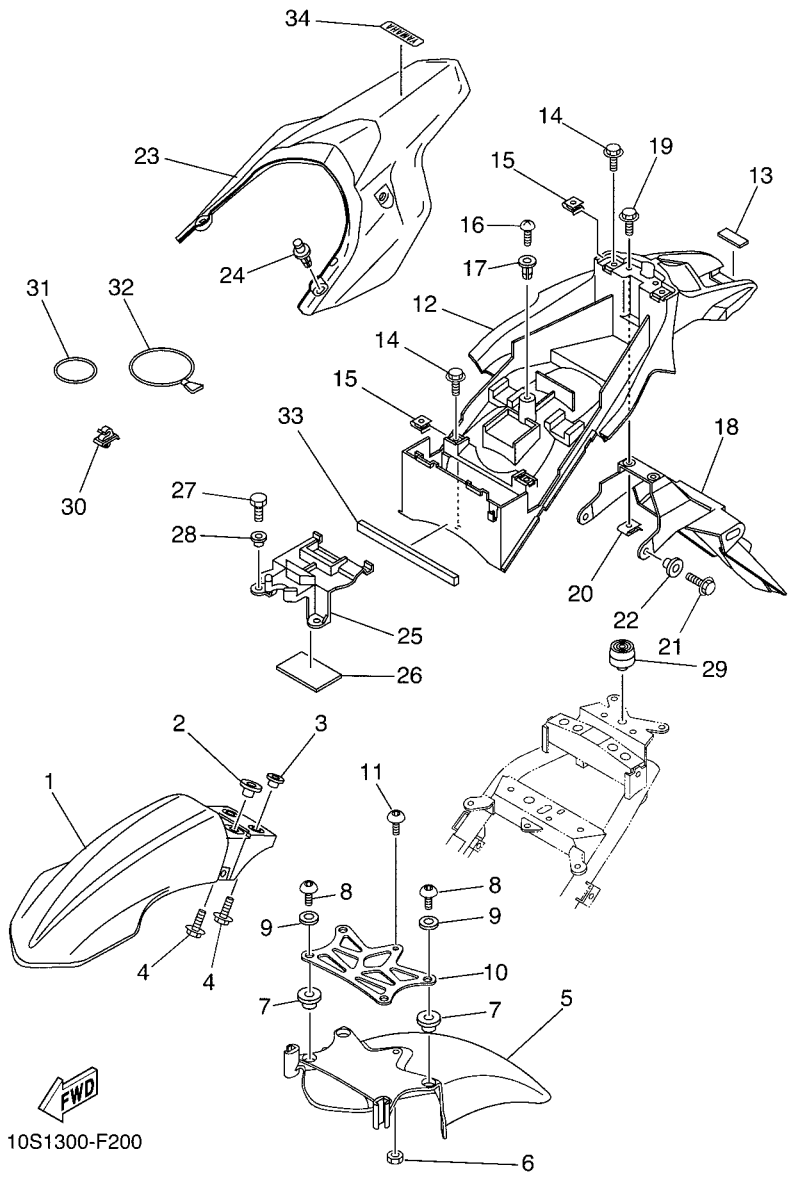

FIG. 20 GUARDABARRO

REF. Nº	CODIGO Nº	DESCRIPCION	01	02	03	04	05	OBSERVACIONES
24	90269–08066	REMACHE	2	2	2	2	2	
25	5VK–F160E–00	CAJA	1	1	1	1	1	
26	5VK–21639–00	AMORTIGUADOR 2	1	1	1	1	1	
27	97007–05012	PERNO	2	2	2	2	2	
28	90387–05803	ESPACIADOR	2	2	2	2	2	
29	1T4–24741–00	COJIN DE ASIENTO	1	1	1	1	1	
30	90464–07259	BRIDA	4	4	4	4	4	
31	4XV–21376–00	BANDA DE HERRAMIENTA	1	1	1	1	1	
32	3YX–21376–00	BANDA DE HERRAMIENTA	1	1	1	1	1	
33	5VK–21649–00	AMORTIGUADOR	1	1	1	1	1	
34	1D2–2153A–00	EMBLEMA, YAMAHA	1	1	1	1	1	UR FOR DPBSE (BLU
	1D2–2153A–50	EMBLEMA, YAMAHA	1	1	1	1	1	UR FOR YB (BLACK/
	1D2–2153A–70	EMBLEMA, YAMAHA	1	1	1	1	1	UR FOR PWS1 (WHIT

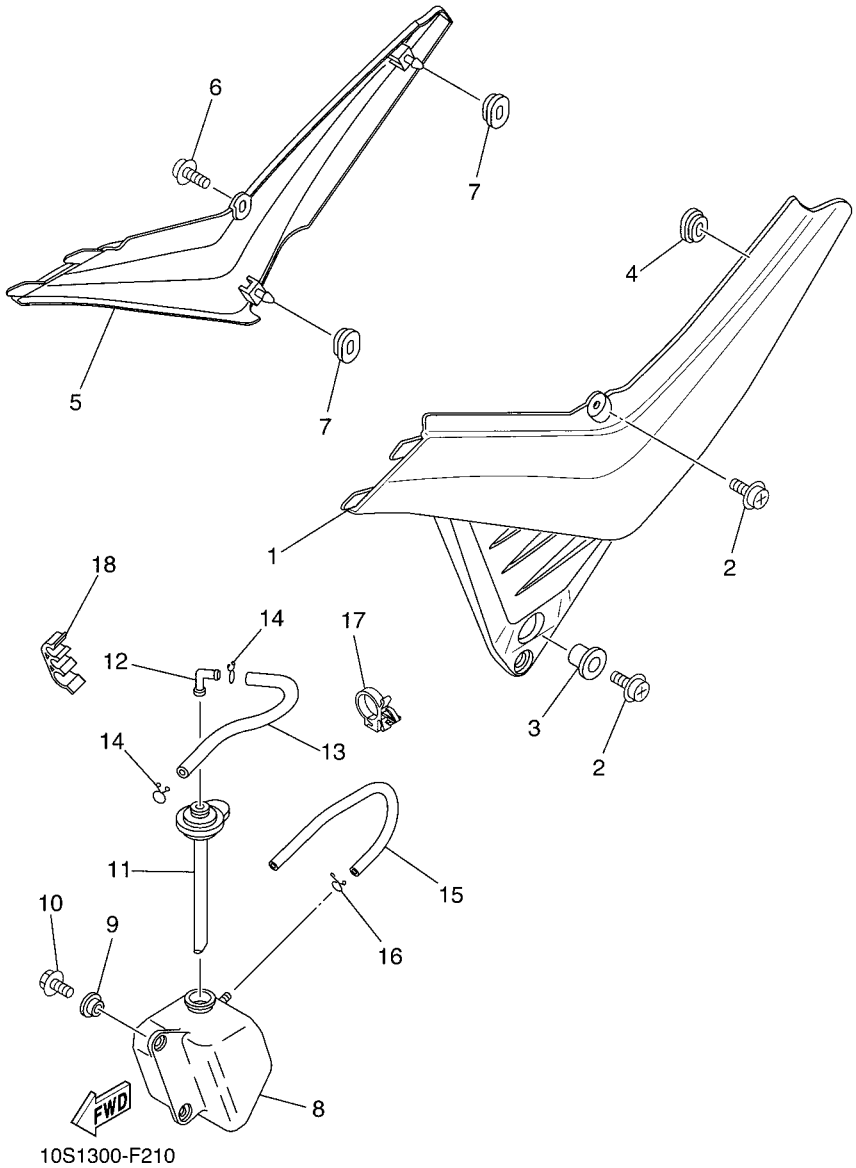

FIG. 21 CUBIERTA LATERAL

REF. Nº	CODIGO Nº	DESCRIPCION	01	02	03	04	05	OBSERVACIONES
1	10S–F1711–00	CUBIERTA LATERAL 1	1	1	1	1	1	
2	90159–06078	TORNILLO CON VALONA	2	2	2	2	2	
3	90387–07717	ESPACIADOR	1	1	1	1	1	
4	90480–01558	TAPON	1	1	1	1	1	
5	10S–F1721–00	CUBIERTA LATERAL 2	1	1	1	1	1	
6	90159–06078	TORNILLO CON VALONA	1	1	1	1	1	
7	90480–01558	TAPON	2	2	2	2	2	
8	10S–F1871–00	TANQUE DE RECUPERACION	1	1	1	1	1	
9	90387–062M9	ESPACIADOR	2	2	2	2	2	
10	90105–06X24	TORNILLO	2	2	2	2	2	
11	5VK–21875–00	TAPA	1	1	1	1	1	
12	26H–21828–00	CODO	1	1	1	1	1	
13	90445–08020	TUBO	1	1	1	1	1	
14	90467–08003	PRESILLA	2	2	2	2	2	
15	90445–08008	TUBO	1	1	1	1	1	
16	90467–08003	PRESILLA	1	1	1	1	1	
17	90464–16006	BRIDA	1	1	1	1	1	
18	90464–11008	BRIDA	1	1	1	1	1	

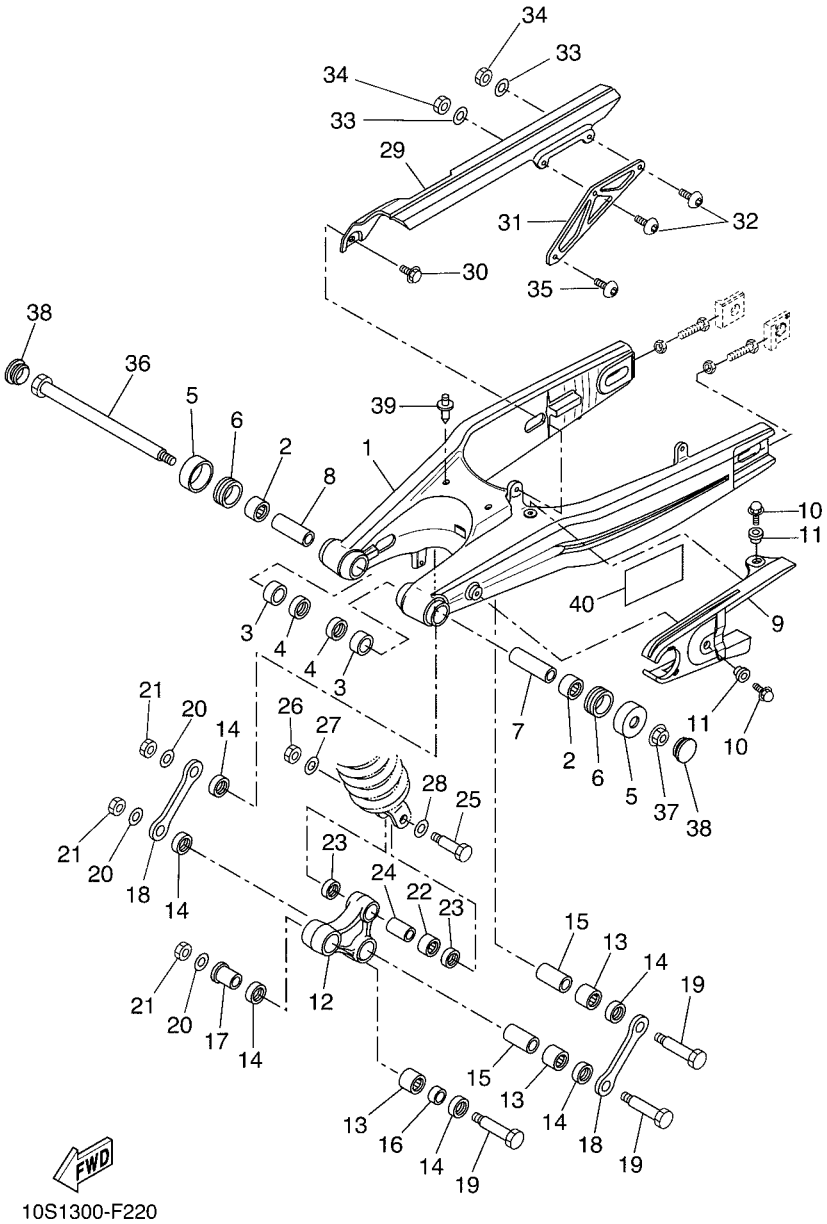

FIG. 22 BRAZO TRASERO

REF. Nº	CODIGO Nº	DESCRIPCION	01	02	03	04	05	OBSERVACIONES
1	10S–F2110–00	BRAZO TRASERO COMPLETO	1	1	1	1	1	
2	93315–22251	COJINETE DE RODILLOS	2	2	2	2	2	
3	90380–22111	CASQUILLO SOLIDO	2	2	2	2	2	
4	93106–22019	SELLO ACEITE (DC 22-28-8)	2	2	2	2	2	
5	30X–2219X–00	CUBIERTA	2	2	2	2	2	
6	93108–35004	SELLO ACEITE (35-41-8)	2	2	2	2	2	
7	5VK–22124–00	BUJE 2	1	1	1	1	1	
8	5VK–22123–00	BUJE 1	1	1	1	1	1	
9	10S–F2151–00	SELLO DE GUARDA	1	1	1	1	1	
10	95807–06020	TORNILLO	2	2	2	2	2	
11	90387–06066	ESPACIADOR	2	2	2	2	2	
12	5VK–F217A–00	BRAZO REEURIO	1	1	1	1	1	
13	93315–32053	COJINETE DE RODILLOS	3	3	3	3	3	
14	93109–20076	SELLO ACEITE	6	6	6	6	6	
15	90387–167R5	ESPACIADOR	2	2	2	2	2	
16	90387–16011	ESPACIADOR	1	1	1	1	1	
17	90387–16012	ESPACIADOR	1	1	1	1	1	
18	1D2–F217F–00	BIELA COMPLETA 1	2	2	2	2	2	
19	5VK–22125–00	PERNO	3	3	3	3	3	
20	90201–160F6	ARANDELA PLANA	3	3	3	3	3	
21	90185–14002	TUERCA AUTOBLOCANTE	3	3	3	3	3	
22	93315–31759	COJINETE DE RODILLOS	1	1	1	1	1	
23	93109–17071	SELLO ACEITE	2	2	2	2	2	
24	90387–127W0	ESPACIADOR	1	1	1	1	1	
25	90101–10659	TORNILLO	1	1	1	1	1	
26	95614–10100	TUERCA AUTOBLOCANTE	1	1	1	1	1	
27	90201–101J1	ARANDELA PLANA	1	1	1	1	1	

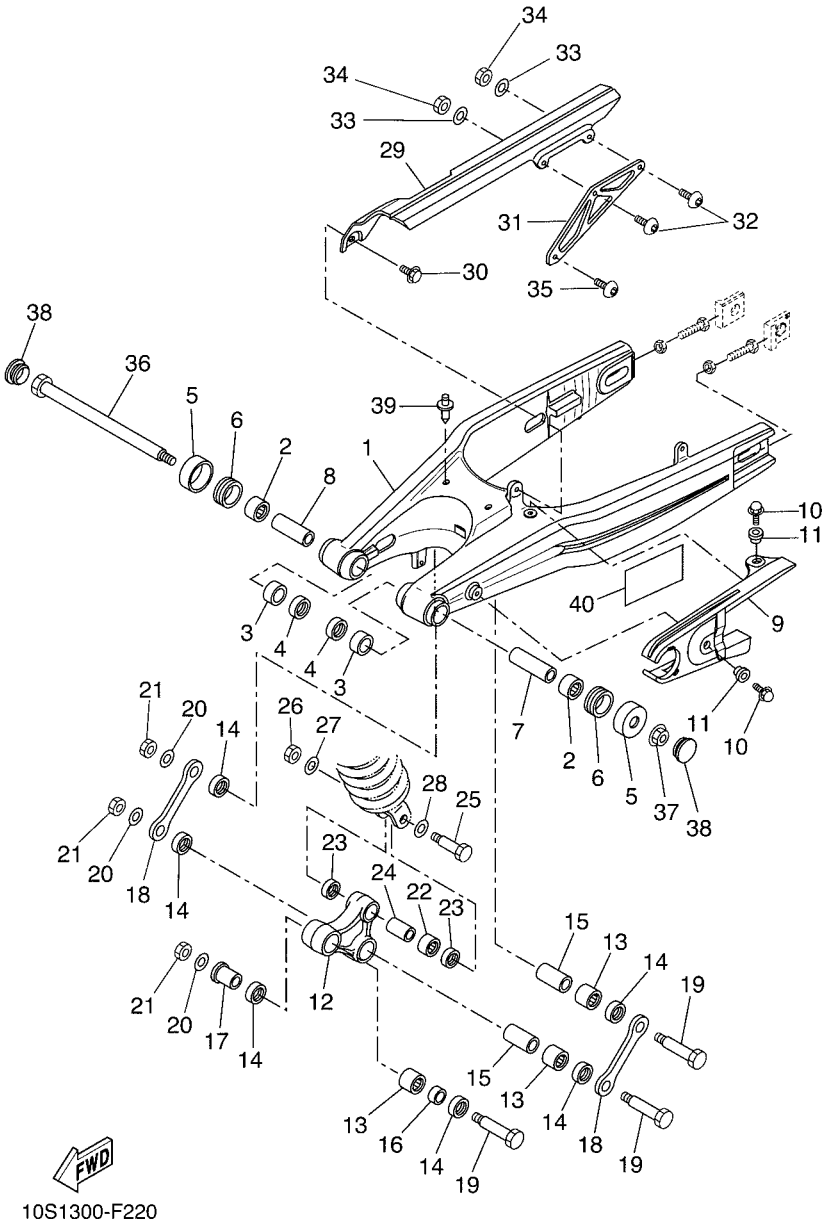

FIG. 22 BRAZO TRASERO

REF. Nº	CODIGO Nº	DESCRIPCION	01	02	03	04	05	OBSERVACIONES
28	90201–13013	ARANDELA PLANA	1	1	1	1	1	
29	10S–F2311–00	CABRECADENA	1	1	1	1	1	
30	90119–06861	TORNILLO CON ARANDELA	1	1	1	1	1	
31	1D2–F213J–00	SOPORTE DE CAJA DE CADENA	1	1	1	1	1	
32	90111–06X15	TORNILLO	2	2	2	2	2	
33	90201–06X00	ARANDELA PLANA	2	2	2	2	2	
34	90179–06X02	TUERCA	2	2	2	2	2	
35	90111–06X16	TORNILLO	1	1	1	1	1	
36	1VJ–22141–00	EJE DEL BARCULANTE	1	1	1	1	1	
37	95607–14200	TUERCA DE AUTO-CIERRE	1	1	1	1	1	
38	90338–28242	TAPON	2	2	2	2	2	
39	90269–08066	REMACHE	2	2	2	2	2	
40	1D2–F1668–00	ETIQUETA DE FRANJA	1	1	1	1	1	

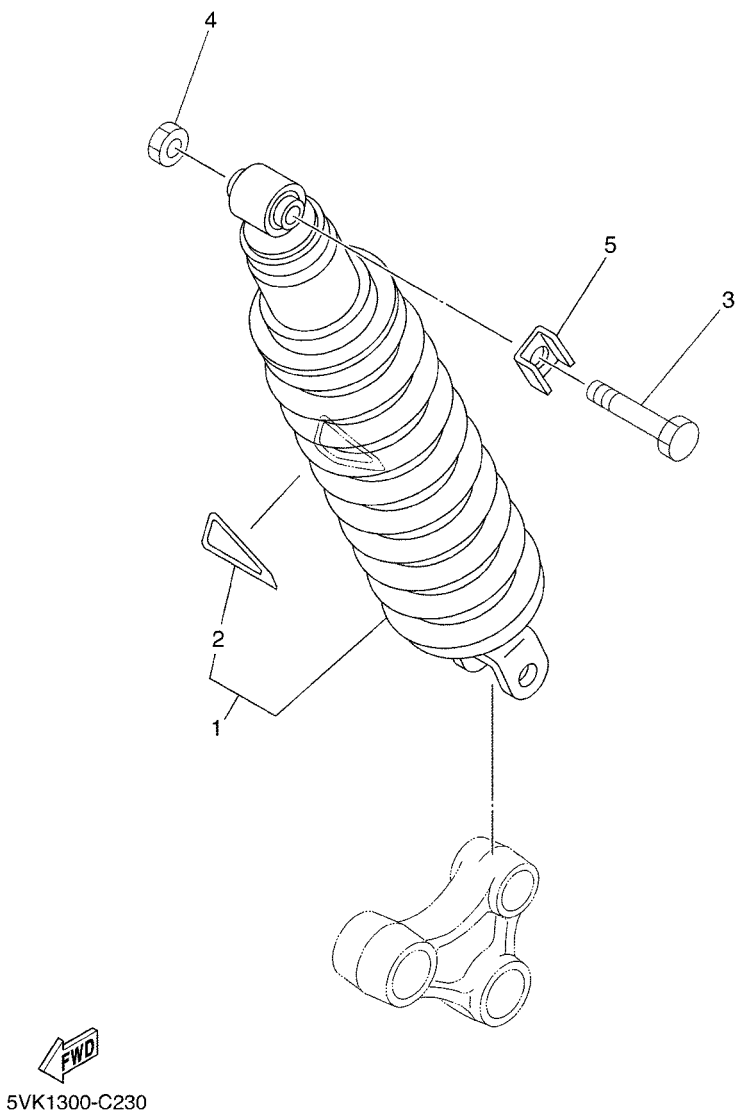

FIG. 23 SUSPENSION TRASERO

REF. Nº	CODIGO Nº	DESCRIPCION	01	02	03	04	05	OBSERVACIONES
1	5VK–22210–11	AMORTIGUADOR TRASERO COMPLETO	1	1	1	1	1	
2	4AA–22259–40	.ETIQUETA DE ADVERTENCIA	1	1	1	1	1	
3	90101–12742	TORNILLO	1	1	1	1	1	
4	95617–12100	TUERCA	1	1	1	1	1	
5	5VK–F2243–00	ARANDELA 1	1	1	1	1	1	

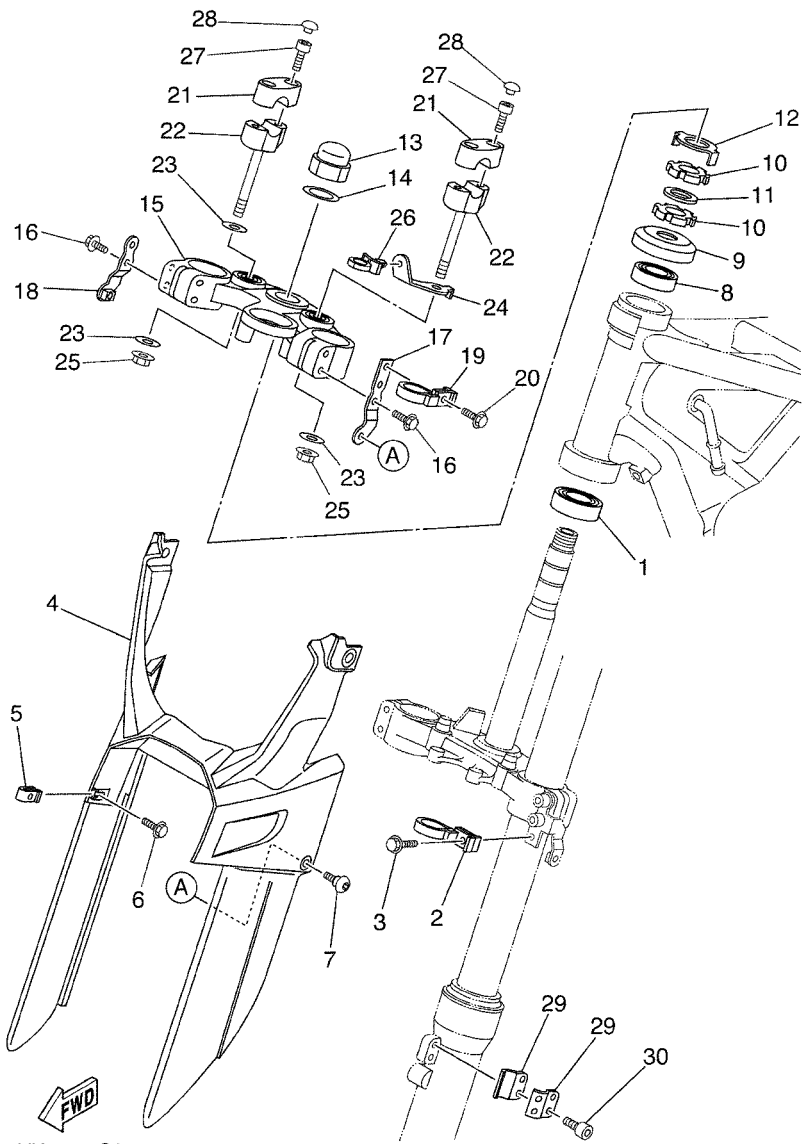

5VK1300-C240

FIG. 24 DIRECCION

REF. Nº	CODIGO Nº	DESCRIPCION	01	02	03	04	05	OBSERVACIONES
1	93332–000Y5	COJINETE	1	1	1	1	1	
2	5VK–23389–00	GUIA DE CABLE	1	1	1	1	1	
3	90105–05361	TORNILLO	1	1	1	1	1	
4	5VK–F3472–00	PROTECTOR	1	1	1	1	1	
5	90183–05061	TUERCA DE RESORTE	2	2	2	2	2	
6	90119–05193	TORNILLO CON ARANDELA	2	2	2	2	2	
7	90111–05011	TORNILLO	2	2	2	2	2	
8	93332–000Y6	COJINETE	1	1	1	1	1	
9	1W1–23416–00	CUBIERTA DE BASE DE BOLA 2	1	1	1	1	1	
10	90179–25615	TUERCA	2	2	2	2	2	
11	90202–26142	ARANDELA DE PLANA	1	1	1	1	1	
12	3YF–23418–00	ARANDELA ESPECIAL	1	1	1	1	1	
13	90176–22081	TUERCA CORONA	1	1	1	1	1	
14	90201–220T0	ARANDELA PLANA	1	1	1	1	1	
15	5VK–F3430–00	PLATINA SUPERIOR	1	1	1	1	1	
16	95027–08040	PERNO, DE BRIDA	4	4	4	4	4	
17	5VK–F317E–00	SOPORTE	1	1	1	1	1	
18	5VK–F317F–00	FUCO SOPORTE COMPL	1	1	1	1	1	
19	5VK–23389–00	GUIA DE CABLE	1	1	1	1	1	
20	90105–05361	TORNILLO	1	1	1	1	1	
21	5VK–F3441–00	SOPORTE DE MANUBRIO	2	2	2	2	2	
22	5VK–F3442–00	SOPORTE DE MANUBRIO INFERIOR	2	2	2	2	2	
23	90201–10141	ARANDELA PLANA	3	3	3	3	3	
24	5VK–F317M–00	APOYO 3	1	1	1	1	1	
25	95607–10200	TUERCA DE AUTO-CIERRE	2	2	2	2	2	
26	90464–12001	BRIDA	1	1	1	1	1	
27	91317–08030	PERNO	4	4	4	4	4	

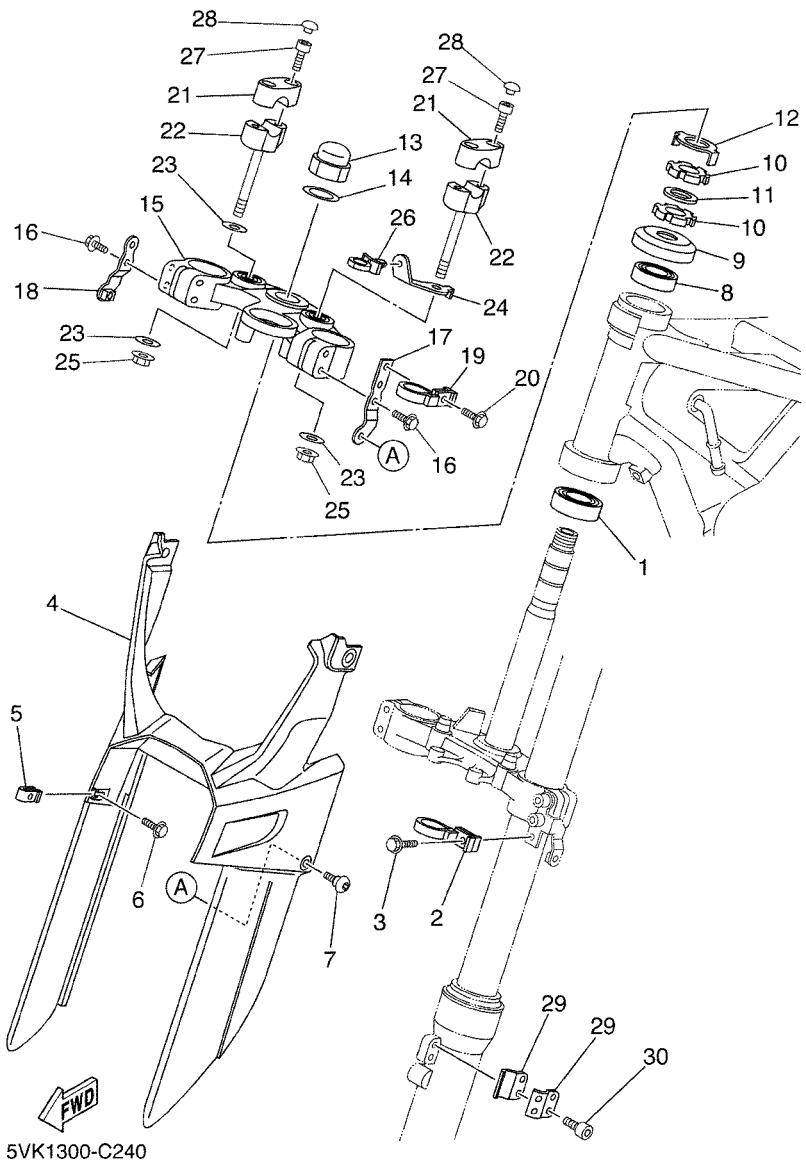

FIG. 24 DIRECCION

REF. Nº	CODIGO Nº	DESCRIPCION	01	02	03	04	05	OBSERVACIONES
28	90338–06004	TAPON	4	4	4	4	4	
29	5VK–F3466–00	GRAMPA	2	2	2	2	2	
30	91317–06016	PERNO	2	2	2	2	2	

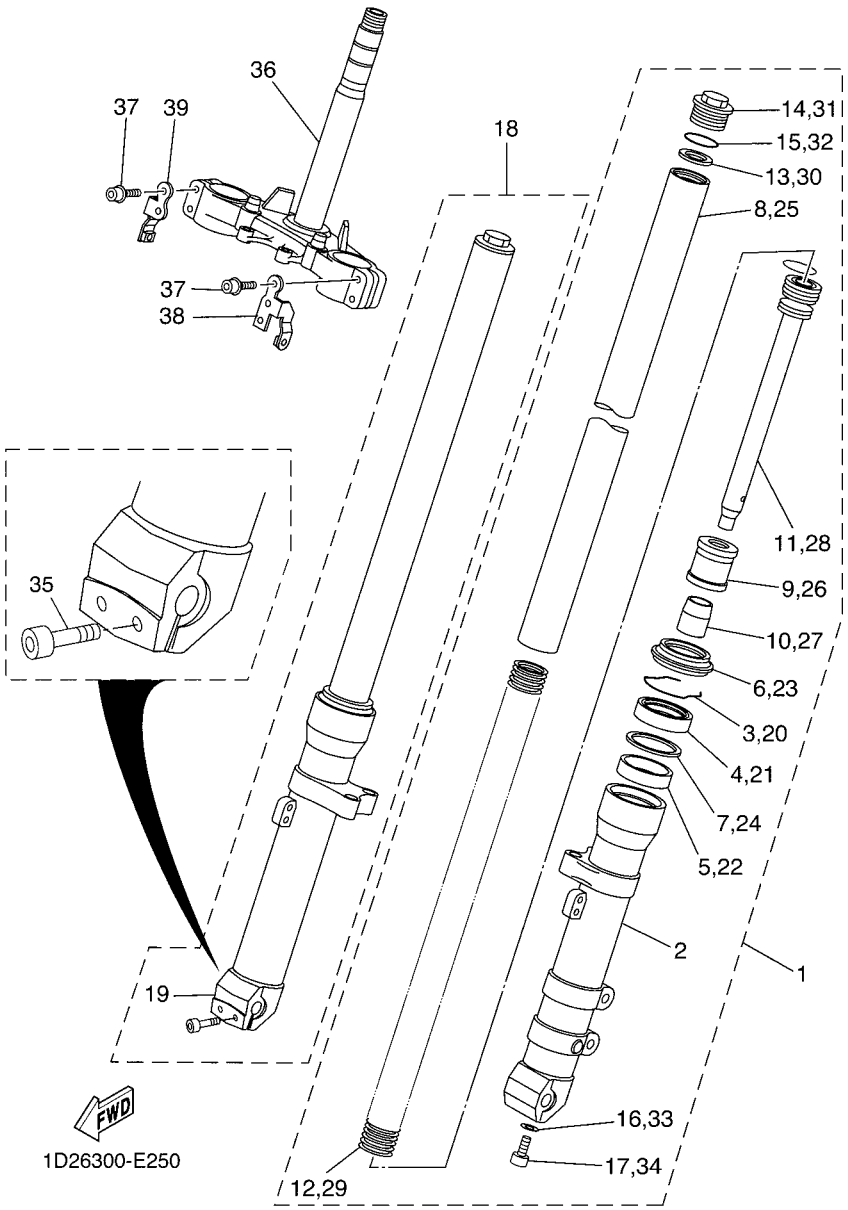

FIG. 25 HORQUILLA DELANTERA

REF. Nº	CODIGO Nº	DESCRIPCION	01	02	03	04	05	OBSERVACIONES
1	1D2–F3102–20	HORQUILLA DELANTERA COMPL.(MI)	1	1	1	1	1	MATT BLACK (PAIOL
2	1D2–F3126–20	.TUBO EXTERIOR (IZQUIERDO)	1	1	1	1	1	MATT BLACK (PAIOL
3	5VK–F3153–00	.ANILLO DE ENGANCHE	1	1	1	1	1	(PAIOLI)
4	4DA–23145–L0	.RETEN DE ACEITE	1	1	1	1	1	
5	3XJ–23125–L0	.METAL CORREDIZO 1	1	1	1	1	1	
6	5VK–F3144–00	.GUARDAPOLVO	1	1	1	1	1	(PAIOLI)
7	5VK–F3146–00	.ARANDELA DE SELLO DE ACEITE	1	1	1	1	1	(PAIOLI)
8	1D2–F3110–00	.TUBO INTERIOR COMPLETO 1	1	1	1	1	1	(PAIOLI)
9	3XJ–23171–L0	.PISTON HORQUILLA DELANT.	1	1	1	1	1	
10	5VK–F3173–00	.VASTAGO AHUSADO	1	1	1	1	1	(PAIOLI)
11	1D2–F3170–00	.CILINDRO COMPL DE HORQ DELANT	1	1	1	1	1	(PAIOLI)
12	1D2–F3141–00	.RESORTE HORQUILLA DELANT.	1	1	1	1	1	(PAIOLI)
13	5VK–F3149–00	.ARANDELA DE RESORTE SUPERIOR	1	1	1	1	1	(PAIOLI)
14	1D2–F3111–00	.PERNO DE TAPA	1	1	1	1	1	(PAIOLI)
15	4V4–23188–L0	.ANILLO O	1	1	1	1	1	
16	5JH–F3158–00	.EMPAQUE	1	1	1	1	1	(PAIOLI)
17	1D2–F3181–00	.TORNILLO CABEZAHEXAGONAL	1	1	1	1	1	(PAIOLI)
18	1D2–F3103–20	HORQUILLA DELANTERA COMPL.(MD)	1	1	1	1	1	MATT BLACK (PAIOL
19	1D2–F3136–20	.TUBO EXTERIOR	1	1	1	1	1	MATT BLACK (PAIOL
20	5VK–F3153–00	.ANILLO DE ENGANCHE	1	1	1	1	1	(PAIOLI)
21	4DA–23145–L0	.RETEN DE ACEITE	1	1	1	1	1	
22	3XJ–23125–L0	.METAL CORREDIZO 1	1	1	1	1	1	
23	5VK–F3144–00	.GUARDAPOLVO	1	1	1	1	1	(PAIOLI)
24	5VK–F3146–00	.ARANDELA DE SELLO DE ACEITE	1	1	1	1	1	(PAIOLI)
25	1D2–F3110–00	.TUBO INTERIOR COMPLETO 1	1	1	1	1	1	(PAIOLI)
26	3XJ–23171–L0	.PISTON HORQUILLA DELANT.	1	1	1	1	1	
27	5VK–F3173–00	.VASTAGO AHUSADO	1	1	1	1	1	(PAIOLI)

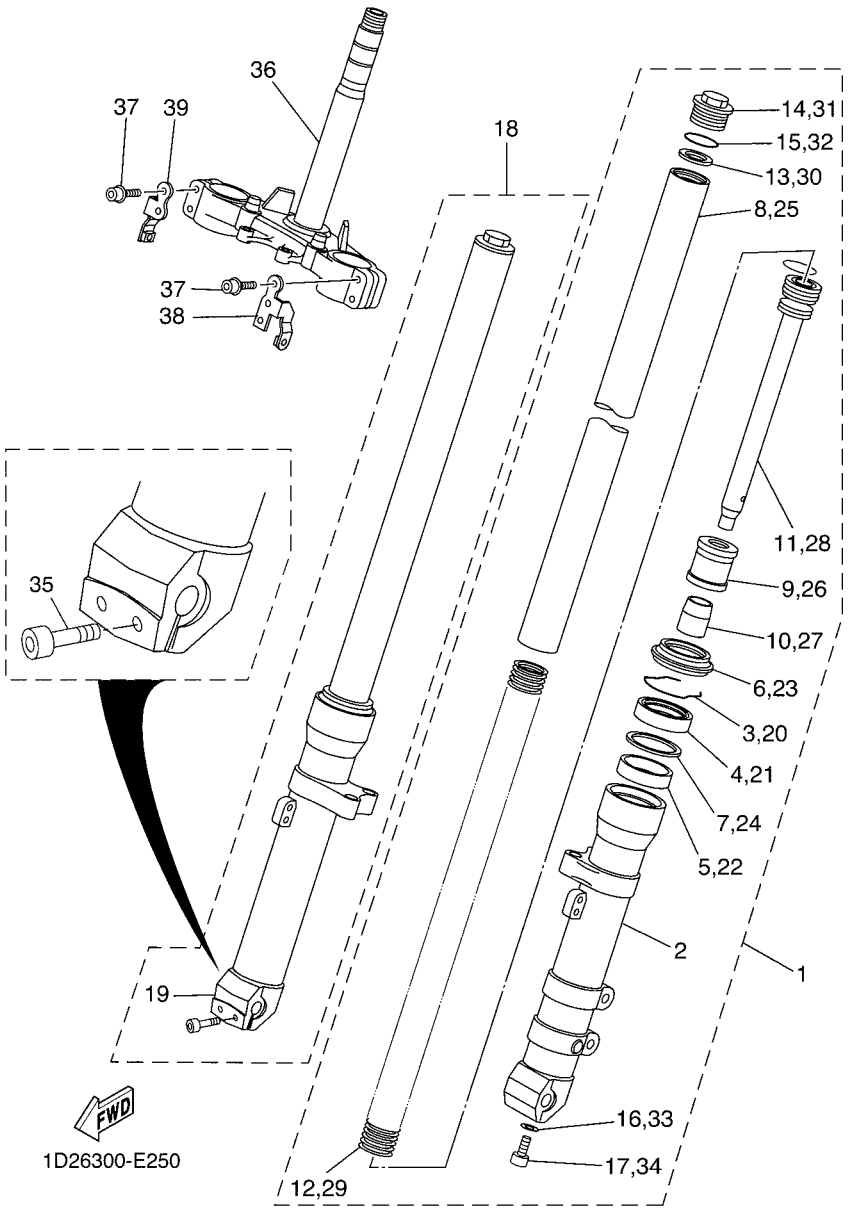

FIG. 25 HORQUILLA DELANTERA

REF. Nº	CODIGO Nº	DESCRIPCION	01	02	03	04	05	OBSERVACIONES
28	1D2–F3170–00	.CILINDRO COMPL DE HORQ DELANT	1	1	1	1	1	(PAIOLI)
29	1D2–F3141–00	.RESORTE HORQUILLA DELANT.	1	1	1	1	1	(PAIOLI)
30	5VK–F3149–00	.ARANDELA DE RESORTE SUPERIOR	1	1	1	1	1	(PAIOLI)
31	1D2–F3111–00	.PERNO DE TAPA	1	1	1	1	1	(PAIOLI)
32	4V4–23188–L0	.ANILLO O	1	1	1	1	1	
33	5JH–F3158–00	.EMPAQUE	1	1	1	1	1	(PAIOLI)
34	1D2–F3181–00	.TORNILLO CABEZAHEXAGONAL	1	1	1	1	1	(PAIOLI)
35	3HL–F3459–10	.PERNO (M8X30)	2	2	2	2	2	(PAIOLI)
36	5VK–F3340–00	PLATINA INFERIOR COMPLETA	1	1	1	1	1	
37	5SE–F3394–00	PERNO ESPECIAL	4	4	4	4	4	(PAIOLI)
38	5VK–F334G–00	SOPORTE 1	1	1	1	1	1	
39	5VK–F334H–00	SOPORTE 2	1	1	1	1	1	

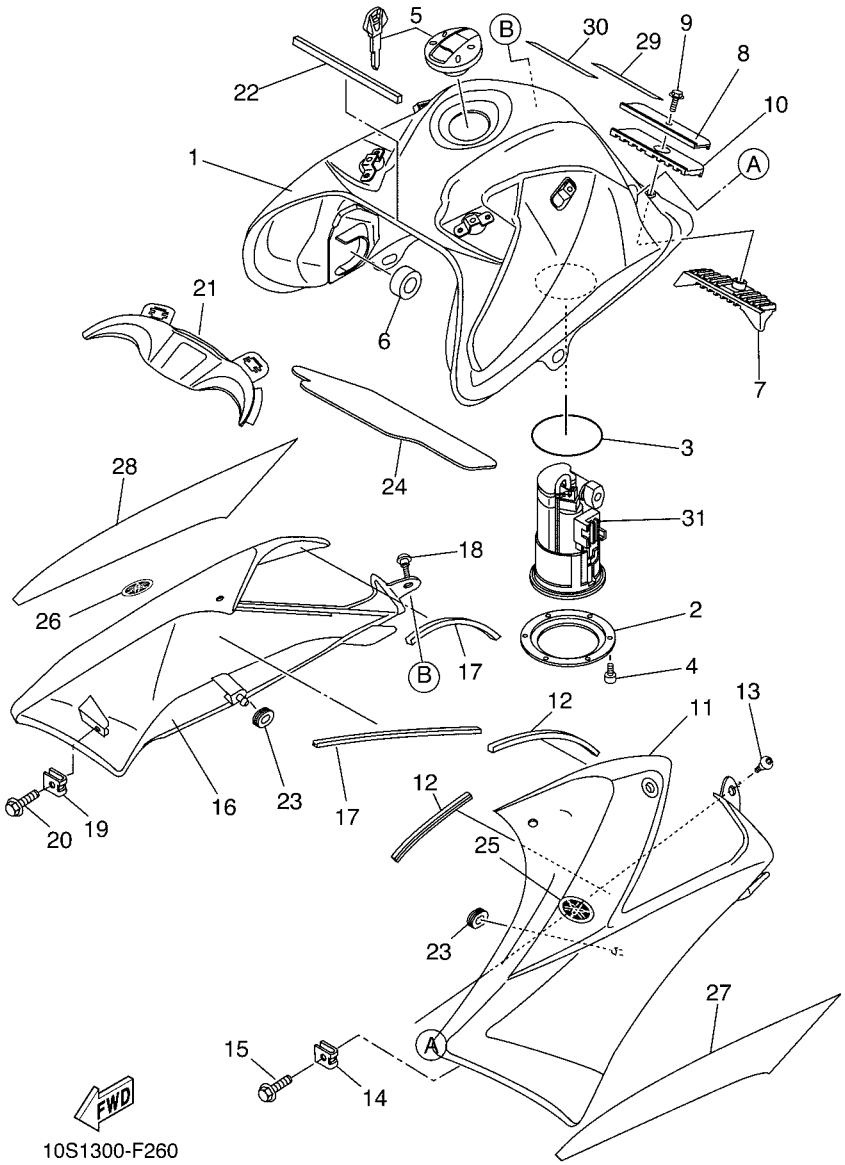

FIG. 26 DEPOSITO DE COMBUSTIBLE

REF. Nº	CODIGO Nº	DESCRIPCION	01	02	03	04	05	OBSERVACIONES
1	10S–F4110–00–P0	DEPOSITO DE COMBUSTIBLE COMP.	1	1	1	1	1	MBL2 FOR DPBSE...
2	5VK–F4491–00	SOPORTE BOMBA COMBUSTIBLE	1	1	1	1	1	
3	5JW–24486–00	ANILLO O	1	1	1	1	1	
4	91317–05010	PERNO	6	6	6	6	6	
5	5VK–24602–00	TAPON COMPLETO	1	1	1	1	1	
6	3TB–24181–00	AMORTIGUADOR DE MONTAJE 1	2	2	2	2	2	
7	5VK–24182–00	AMORTIGUADOR DE MONTAJE 2	1	1	1	1	1	
8	5VK–F4186–00	ARANDELA ESPECIAL	1	1	1	1	1	
9	95827–06012	TORNILLO	1	1	1	1	1	
10	5VK–24183–00	AMORTIGUADOR DE MONTAJE 3	1	1	1	1	1	
11	10S–F137W–00	CUBIERTA DE GUIA DE AIRE 1	1	1	1	1	1	UR FOR DPBSE (DPB
	10S–F137W–10	CUBIERTA DE GUIA DE AIRE 1	1	1	1	1	1	UR FOR YB (YB)
	10S–F137W–30	CUBIERTA DE GUIA DE AIRE 1	1	1	1	1	1	UR FOR PWS1 (PWS1
12	5VK–2414H–00	EQUILIBRIO, CUBIERTA	2	2	2	2	2	
13	90111–05011	TORNILLO	3	3	3	3	3	
14	90183–06X00	TUERCA DE RESORTE	1	1	1	1	1	
15	90105–06841	TORNILLO	1	1	1	1	1	
16	10S–F137X–00	CUBIERTA DE GUIA DE AIRE 2	1	1	1	1	1	UR FOR DPBSE (DPB
	10S–F137X–10	CUBIERTA DE GUIA DE AIRE 2	1	1	1	1	1	UR FOR YB (YB)
	10S–F137X–30	CUBIERTA DE GUIA DE AIRE 2	1	1	1	1	1	UR FOR PWS1 (PWS1
17	5VK–2414H–00	EQUILIBRIO, CUBIERTA	2	2	2	2	2	
18	90111–05011	TORNILLO	3	3	3	3	3	
19	90183–06X00	TUERCA DE RESORTE	1	1	1	1	1	
20	90105–06841	TORNILLO	1	1	1	1	1	
21	5VK–F137Y–00	GUIA DE AIRE	1	1	1	1	1	
22	5VK–28371–00	AMORTIGUADOR	1	1	1	1	1	
23	90480–01141	TAPON	2	2	2	2	2	

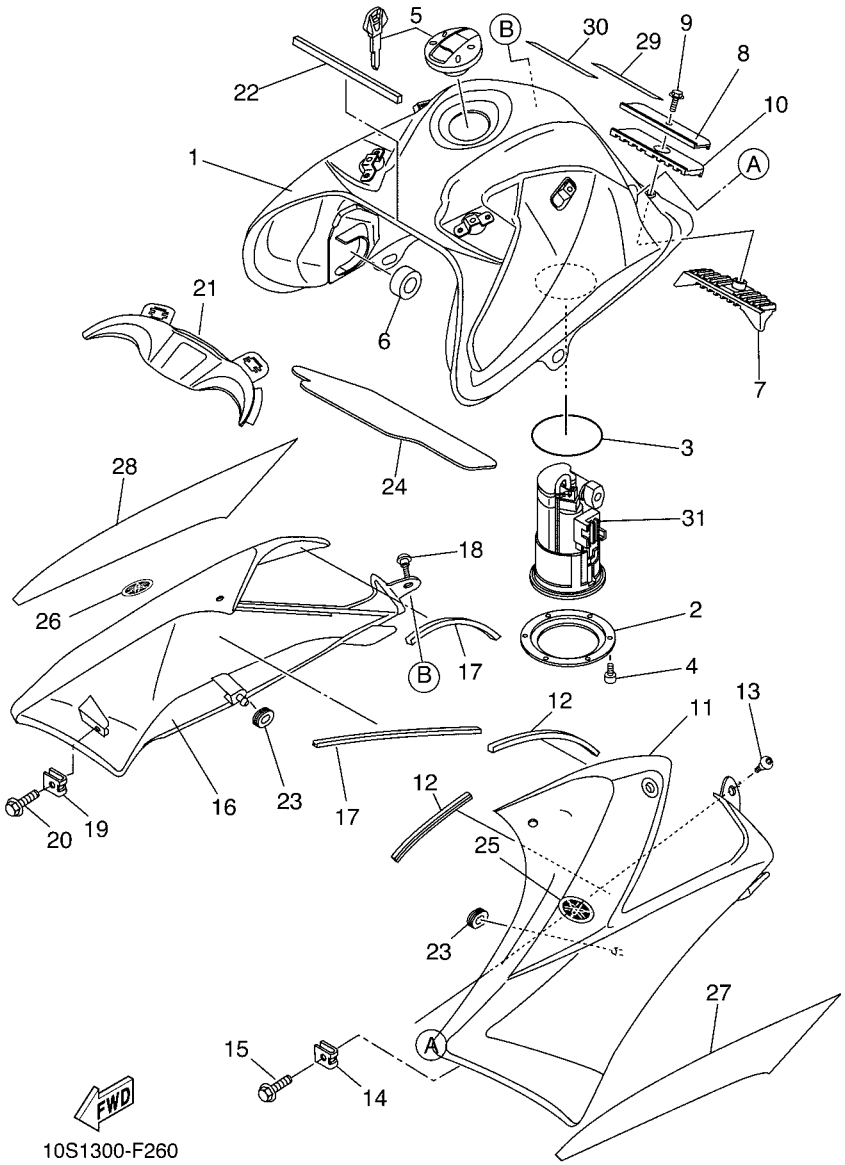

FIG. 26 DEPOSITO DE COMBUSTIBLE

REF. Nº	CODIGO Nº	DESCRIPCION	01	02	03	04	05	OBSERVACIONES
24	5VK–2416F–00	AISLANTE, DOPOSITO DE COMBUS.	1	1	1	1	1	
25	5VK–F413B–01	EMBLEMA	1	1	1	1	1	
26	5VK–F413B–01	EMBLEMA	1	1	1	1	1	
27	10S–2137C–60	JUEGO DE CALCOMANIAS,CUBIERTA1	1	1	1	1	1	UR FOR DPBSE
	10S–2137C–70	JUEGO DE CALCOMANIAS,CUBIERTA1	1	1	1	1	1	UR FOR YB
	10S–2137C–80	JUEGO DE CALCOMANIAS,CUBIERTA1	1	1	1	1	1	UR FOR PWS1
28	10S–2137D–60	JUEGO DE CALCOMANIAS,CUBIERTA2	1	1	1	1	1	UR FOR DPBSE
	10S–2137D–70	JUEGO DE CALCOMANIAS,CUBIERTA2	1	1	1	1	1	UR FOR YB
	10S–2137D–80	JUEGO DE CALCOMANIAS,CUBIERTA2	1	1	1	1	1	UR FOR PWS1
29	5WW–F1568–01	ETIQUETA DE PRECAUCION	1	1	1	1	1	
30	5DN–F415A–10	ETIQUETA DE PRECAUCION	1	1	1	1	1	
31	5VK–13907–02	BOMBA DE COMBUSTIBLE COMPLETA	1	1	1	1		
	5VK–13907–11	BOMBA DE COMBUSTIBLE COMPLETA					1	

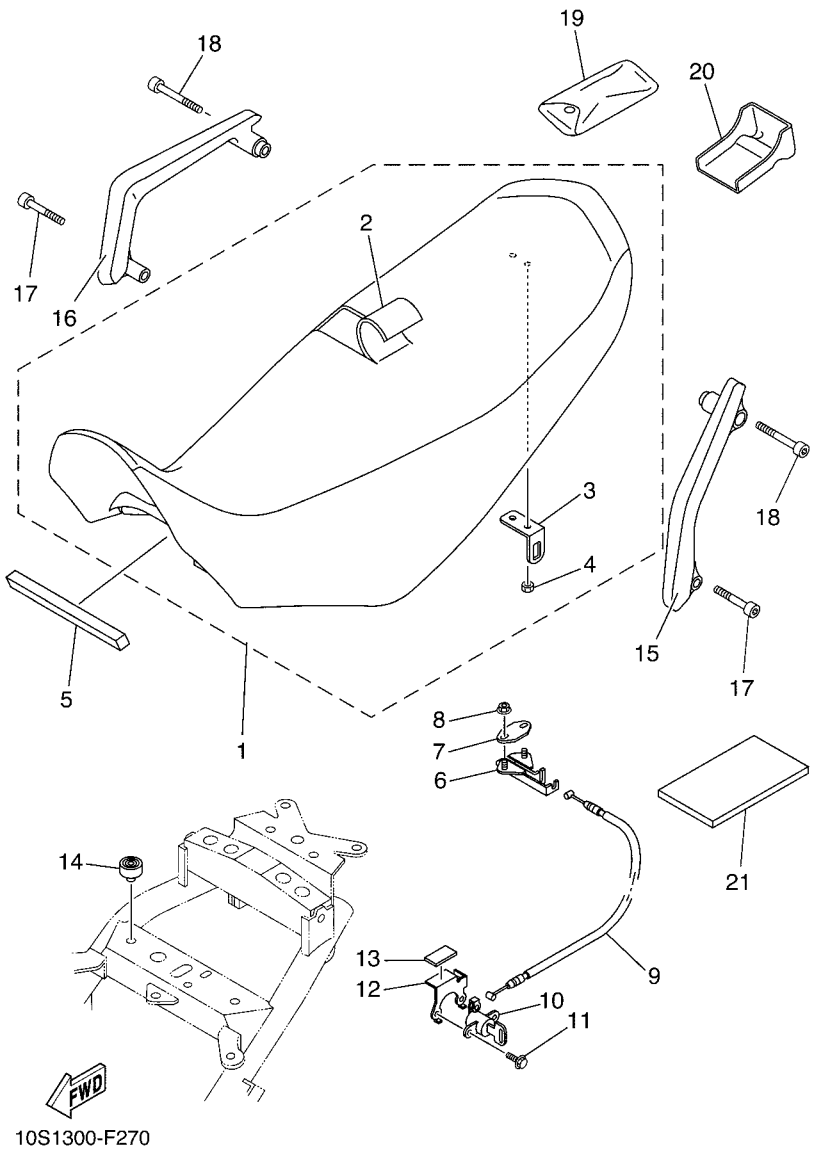

FIG. 27 ASIENTO

REF. Nº	CODIGO Nº	DESCRIPCION	01	02	03	04	05	OBSERVACIONES
1	1D2–F4770–30	ASIENTO SEMI-DOBLE COMPLETO	1	1	1	1	1	UR FOR YB (BLACK)
	1D2–F4770–90	ASIENTO SEMI-DOBLE COMPLETO	1	1	1	1	1	UR FOR DPBSE (BLA
	1D2–F4770–A0	ASIENTO SEMI-DOBLE COMPLETO	1	1	1	1	1	UR FOR PWS1 (SILV
2	1D2–F4731–30	.FUNDA DE SILLIN	1	1	1	1	1	UR FOR YB (BLACK)
	1D2–F4731–90	.FUNDA DE SILLIN	1	1	1	1	1	UR FOR DPBSE (BLA
	1D2–F4731–A0	.FUNDA DE SILLIN	1	1	1	1	1	UR FOR PWS1 (SILV
3	4HM–24728–00	.SOPORTE DE ASIENTO	1	1	1	1	1	
4	90179–06635	.TUERCA	1	1	1	1	1	
5	5VK–24737–00	AMORTIGUADOR DE ASIENTO	1	1	1	1	1	
6	4BP–24780–00	CERRADURA SILLIN COMPLETO	1	1	1	1	1	
7	5VK–F4792–00	PLACA	1	1	1	1	1	
8	95707–06500	TUERCA DE BRIDA	2	2	2	2	2	
9	5VK–F478E–00	CABLE	1	1	1	1	1	
10	2TV–W2470–00	JUEGO DE ROTOR	1	1	1	1	1	
11	95027–06014	PERNO, DE BRIDA	2	2	2	2	2	
12	5VK–F478X–00	SOPORTE	1	1	1	1	1	
13	5VK–24747–00	AMORTIGUADOR DE ASIENTO	1	1	1	1	1	
14	3VL–F4741–10	COJIN DE ASIENTO	2	2	2	2	2	
15	5VK–F474A–10	FIADOR DE EMPUNADURA	1	1	1	1	1	
16	5VK–F474W–10	FIADOR DE EMPUNADURA 2	1	1	1	1	1	
17	90110–08X02	TORNILLO ALLEN	2	2	2	2	2	
18	90110–08X06	TORNILLO ALLEN	2	2	2	2	2	
19	5VK–F8100–10	JUEGO DE HERRAMIENTAS	1	1	1	1	1	
20	5VK–F8116–00	HERRAMIENTA ESPECIAL	1	1	1	1	1	
21	5VK–F8199–E1	MANUAL DEL PROPRIETARIO		1	1	1		UR INGLES
	5VK–F8199–F1	MANUAL DEL PROPRIETARIO	1	1				UR FRANCES
	5VK–F8199–G1	MANUAL DEL PROPRIETARIO	1	1				UR ALEMAN

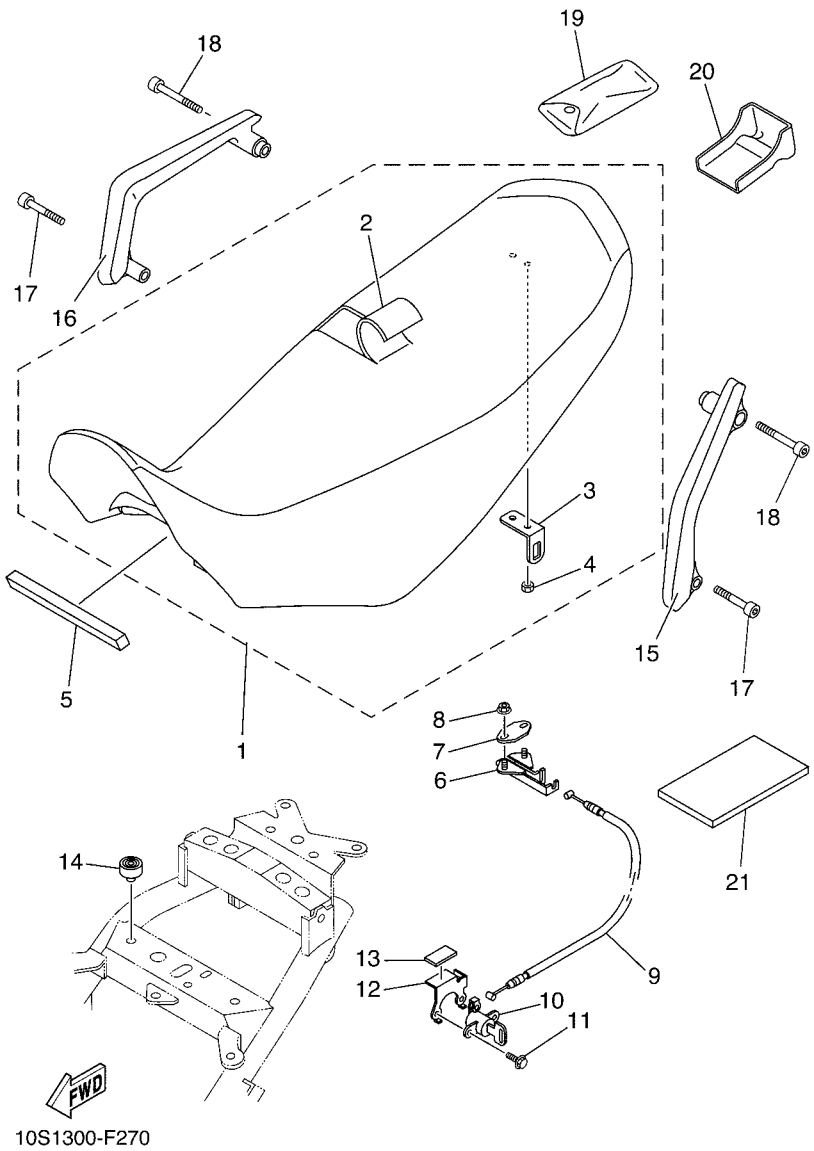

FIG. 27 ASIENTO

REF. Nº	CODIGO Nº	DESCRIPCION	01	02	03	04	05	OBSERVACIONES
21	5VK–F8199–H1	MANUAL DEL PROPRIETARIO	1	1				UR ITALIANO
	5VK–F8199–S1	MANUAL DEL PROPRIETARIO					1	UR ESPANOL

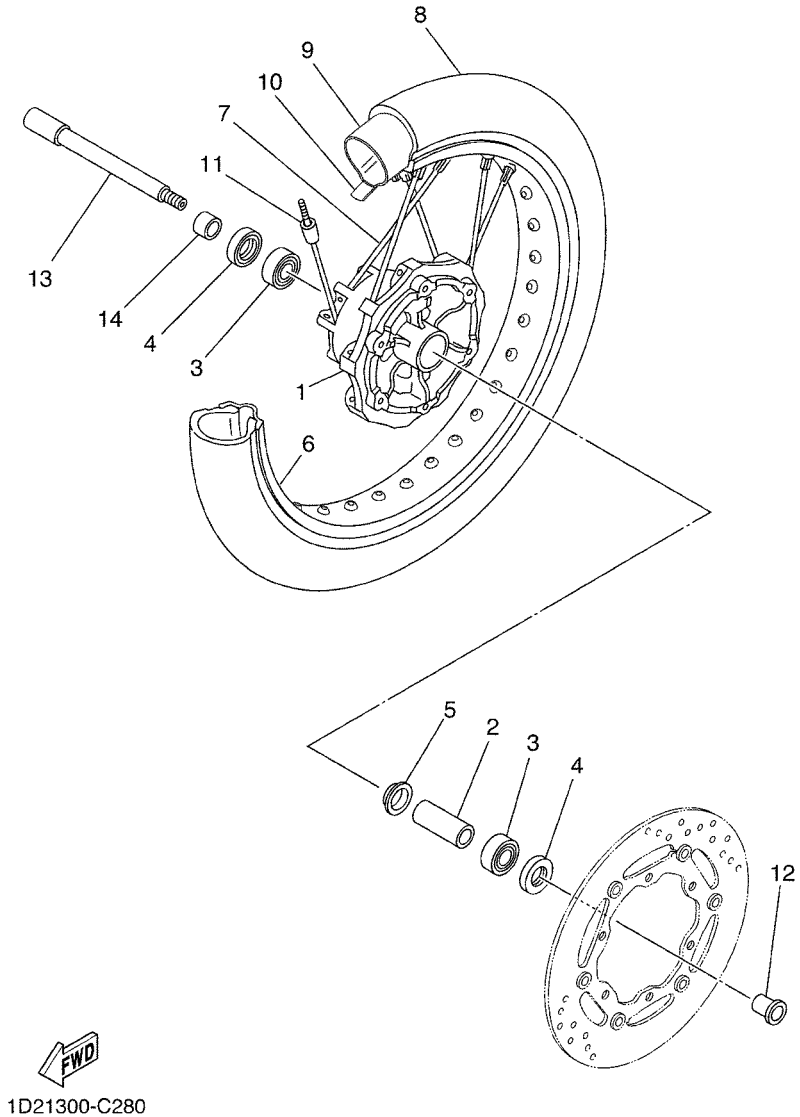

FIG. 28 RUEDA DELANTERA

REF. Nº	CODIGO Nº	DESCRIPCION	01	02	03	04	05	OBSERVACIONES
1	5VK–25111–00	MASA DELANTERA	1	1	1	1	1	
2	5VK–25117–00	ESPACIADOR DE COJINETE	1	1	1	1	1	
3	93306–20348	COJINETE	2	2	2	2	2	
4	93106–23002	SELLO ACEITE	2	2	2	2	2	
5	136–25115–00	BRIDA DE ESPACIADOR 1	1	1	1	1	1	
6	94435–17002	ARO (3.50-17)	1	1	1	1	1	UR FOR YB,PWS1 (B
	94435–17007	ARO	1	1	1	1	1	UR FOR DPBSE (GOL
7	1D2–F5104–00	JUEGO DE RAYOS DELANTERO	1	1	1	1	1	
8	*	NEUMATICO (120/70R17 M/C 58H)	1	1	1	1	1	LM PIRELLI MTR01
9	*	TUBO (17)	1	1	1	1	1	LM
10	*	BANDA DE ARO (21)	1	1	1	1	1	LM
11	3HT–25398–00	CONTRAPESO DE RUEDA (15G)	1	1	1	1	1	
12	5VK–F5183–00	COLLAR DE RUEDA	1	1	1	1	1	
13	5VK–25181–00	EJE DE LA RUEDA	1	1	1	1	1	
14	1D2–F5186–00	COLLAR DE RUEDA	1	1	1	1	1	

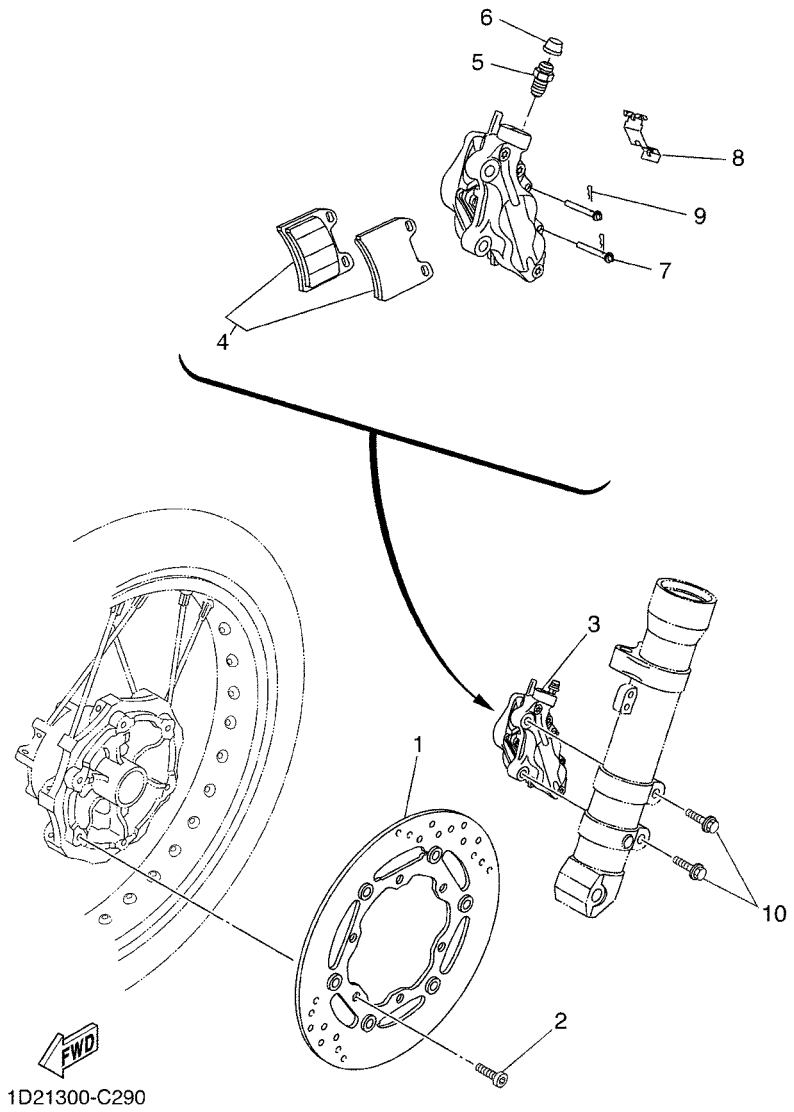

FIG. 29 CALIBRE FRENO DELANTERA

REF. Nº	CODIGO Nº	DESCRIPCION	01	02	03	04	05	OBSERVACIONES
1	10S–F581T–00	DISCO DE FRENO	1	1	1	1	1	
2	90111–08823	TORNILLO	6	6	6	6	6	
3	1D2–F580T–01	CALIBRE COMPLETO (IZQUIERDO)	1	1	1	1	1	(BREMBO)
4	1D2–W0045–00	.JUEGO DE COJIN DE FRENO	1	1	1	1	1	(BREMBO)
5	4CU–F5824–00	.TORNILLO DE RESPIRADERO	1	1	1	1	1	(BREMBO)
6	4CU–F5825–00	.TAPA	1	1	1	1	1	(BREMBO)
7	1D2–F5924–00	.PASADOR	2	2	2	2	2	(BREMBO)
8	1D2–F5919–00	.SOPORTE DE PASTILLAS	1	1	1	1	1	(BREMBO)
9	1D2–F5925–00	.PRESILLA	2	2	2	2	2	(BREMBO)
10	90105–10638	TORNILLO	2	2	2	2	2	

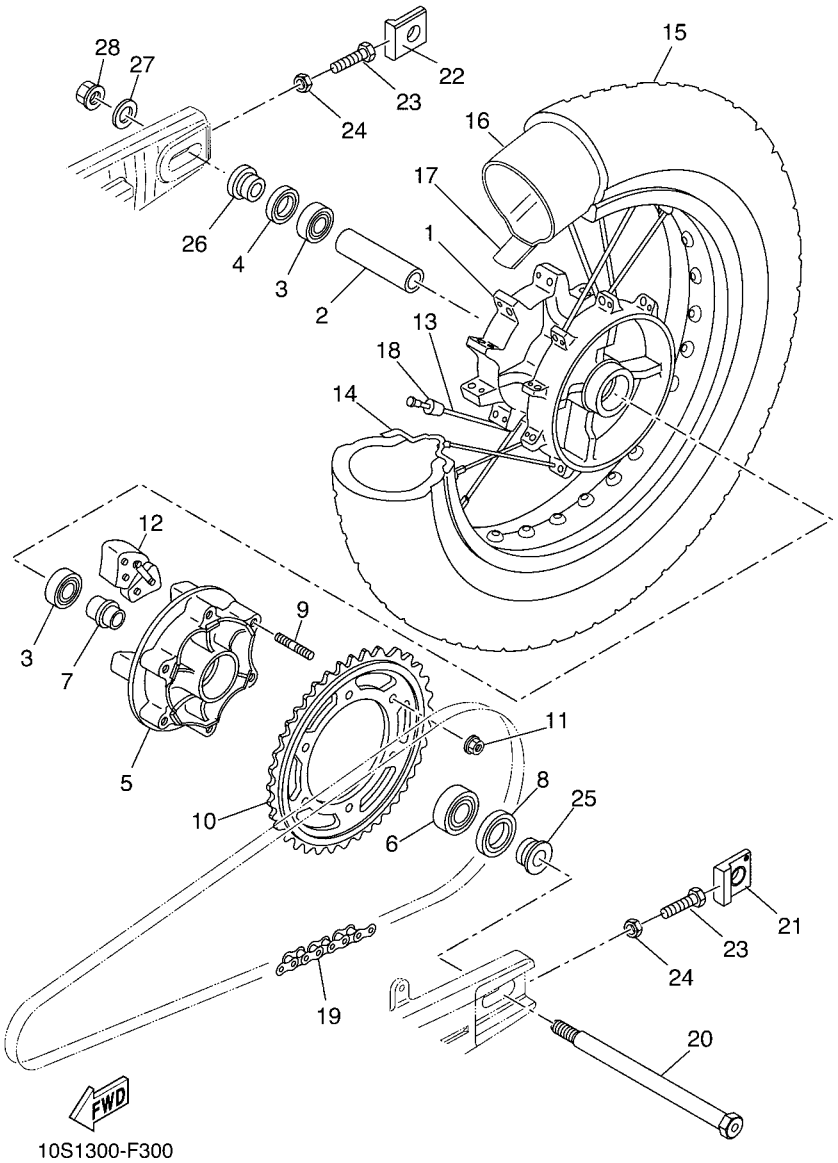

FIG. 30 RUEDA TRASERA

REF. Nº	CODIGO Nº	DESCRIPCION	01	02	03	04	05	OBSERVACIONES
1	5VK–25311–00	MASA TRASERA	1	1	1	1	1	
2	90560–17306	SEPARADOR	1	1	1	1	1	
3	93306–20348	COJINETE	2	2	2	2	2	
4	93106–23002	SELLO ACEITE	1	1	1	1	1	
5	5VK–25366–00	EMBRAGUE DE MASA	1	1	1	1	1	
6	93306–30437	COJINETE	1	1	1	1	1	
7	1VJ–25377–00	COLLAR DE RUEDA	1	1	1	1	1	
8	93106–30029	SELLO ACEITE	1	1	1	1	1	
9	90116–10485	ESPARRAGO	6	6	6	6	6	
10	5VK–25445–01	CORONA (45T)	1	1	1	1	1	
11	95607–10200	TUERCA DE AUTO-CIERRE	6	6	6	6	6	
12	5Y1–25364–00	AMORTIGUADOR	4	4	4	4	4	
13	1D2–F5304–00	JUEGO DE RAYOS TRASEROS	1	1	1	1	1	
14	94442–17002	ARO	1	1	1	1	1	UR FOR YB,PWS1 (B
	94442–17003	ARO	1	1	1	1	1	UR FOR DPBSE (GOL
15	*	NEUMATICO(160/60R17 M/C69H)	1	1	1	1	1	LM PIRELLI MTR02
16	*	TUBO (21)	1	1	1	1	1	LM
17	*	BANDA DE ARO (17)	1	1	1	1	1	LM
18	3HT–25398–00	CONTRAPESO DE RUEDA (15G)	1	1	1	1	1	
19	94568–B6110	CADENA	1	1	1	1	1	
20	10S–25381–00	EJE DE RUEDA	1	1	1	1	1	
21	10S–F5388–00	TIRADOR DE CADENA 1	1	1	1	1	1	
22	10S–F5389–00	TIRADOR DE CADENA 2	1	1	1	1	1	
23	90101–08X05	TORNILLO	2	2	2	2	2	
24	90170–08X00	TUERCA	2	2	2	2	2	
25	90387–17801	ESPACIADOR	1	1	1	1	1	
26	90387–17802	ESPACIADOR	1	1	1	1	1	

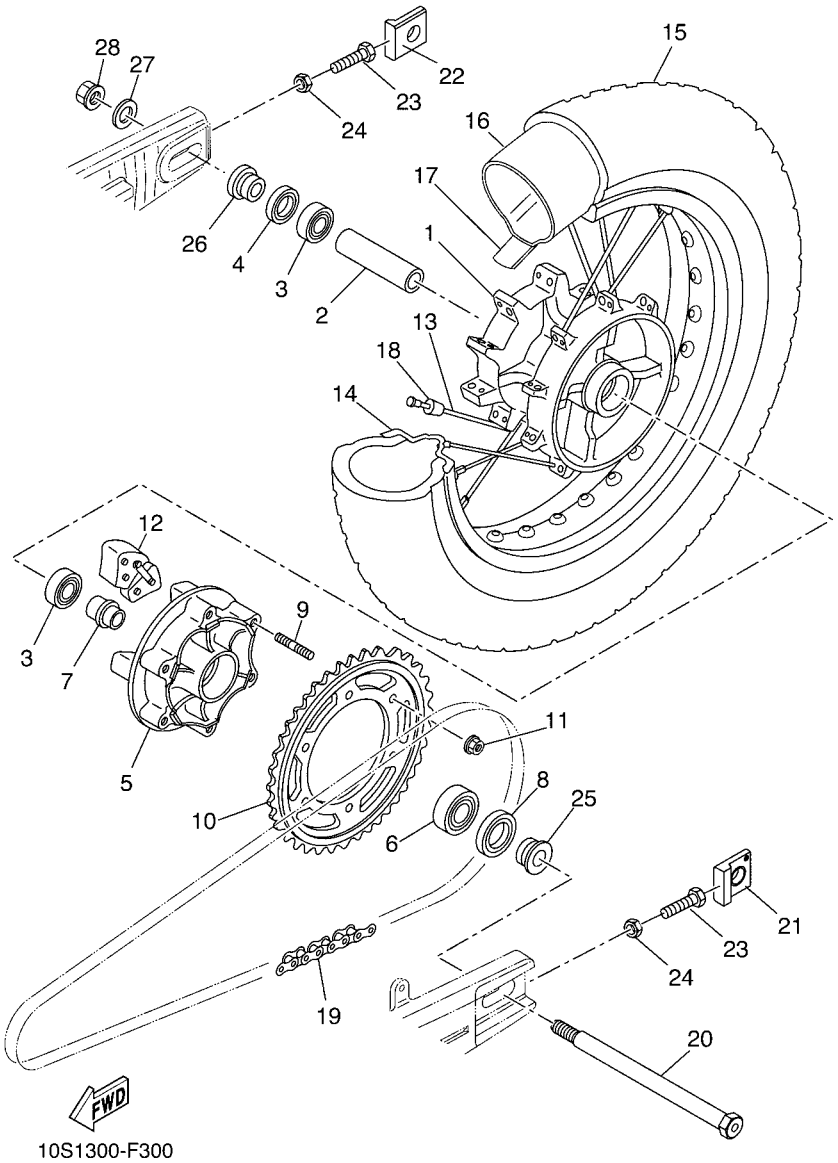

FIG. 30 RUEDA TRASERA

REF. Nº	CODIGO Nº	DESCRIPCION	01	02	03	04	05	OBSERVACIONES
27	90201–17X02	ARANDELA PLANA	1	1	1	1	1	
28	95604–16200	TUERCA DE AUTO-CIERRE	1	1	1	1	1	

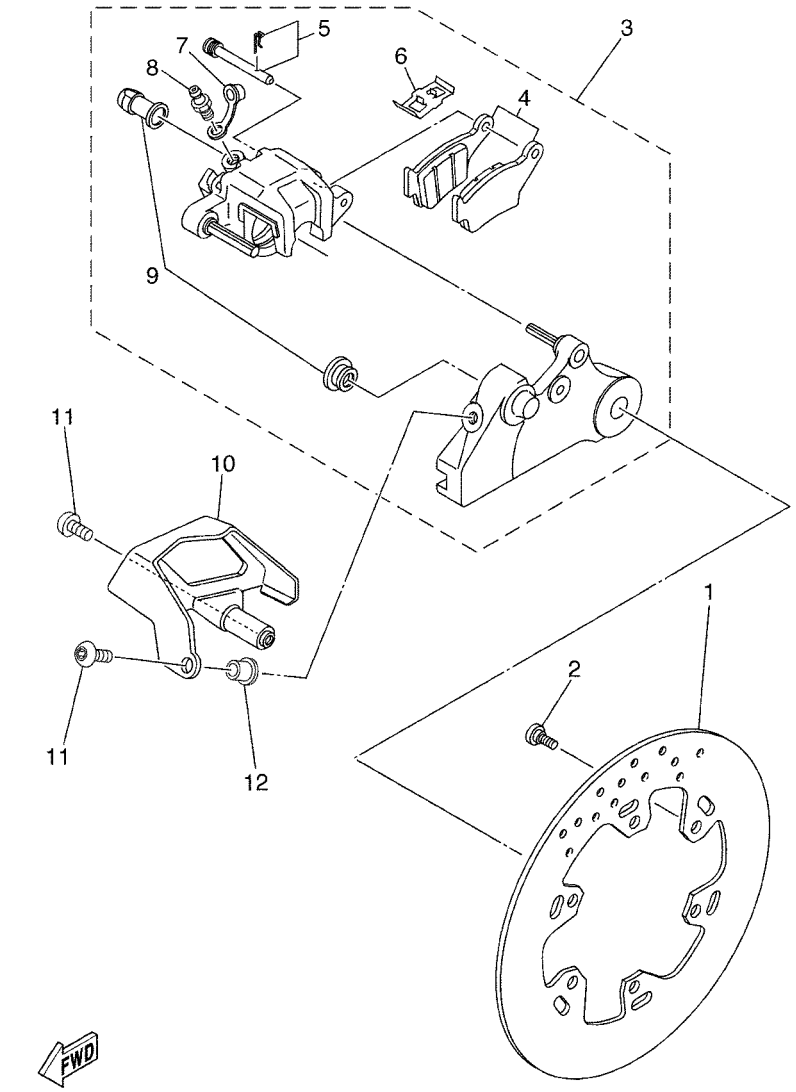

5VK1300-C310

FIG. 31 CALIBRE FRENO TRASERA

REF. Nº	CODIGO Nº	DESCRIPCION	01	02	03	04	05	OBSERVACIONES
1	5VK–F582W–00	DISCO DE FRENO TRASEROS 2	1	1	1	1	1	
2	90109–06816	PERNO	6	6	6	6	6	
3	5VK–F580W–10	CALIBRE COMPLETO TRASEROS 2	1	1	1	1	1	(BREMBO)
4	5VK–W0046–00	.JUEGO DE PASTILLAS DE FRENO 2	1	1	1	1	1	(BREMBO)
5	5VK–F5924–10	.PASADOR	1	1	1	1	1	(BREMBO)
6	5VK–F5919–10	.SOPORTE DE PASTILLAS	1	1	1	1	1	(BREMBO)
7	5DS–F5825–00	.TAPA	1	1	1	1	1	(BREMBO)
8	5SE–F5824–00	.TORNILLO DE RESPIRADERO	1	1	1	1	1	(BREMBO)
9	5DS–F5917–00	.FUNDA DE CALIBRE	1	1	1	1	1	(BREMBO)
10	5CH–F7491–10	PROTECTOR	1	1	1	1	1	
11	90111–06029	TORNILLO	2	2	2	2	2	
12	90387–06852	ESPACIADOR	1	1	1	1	1	

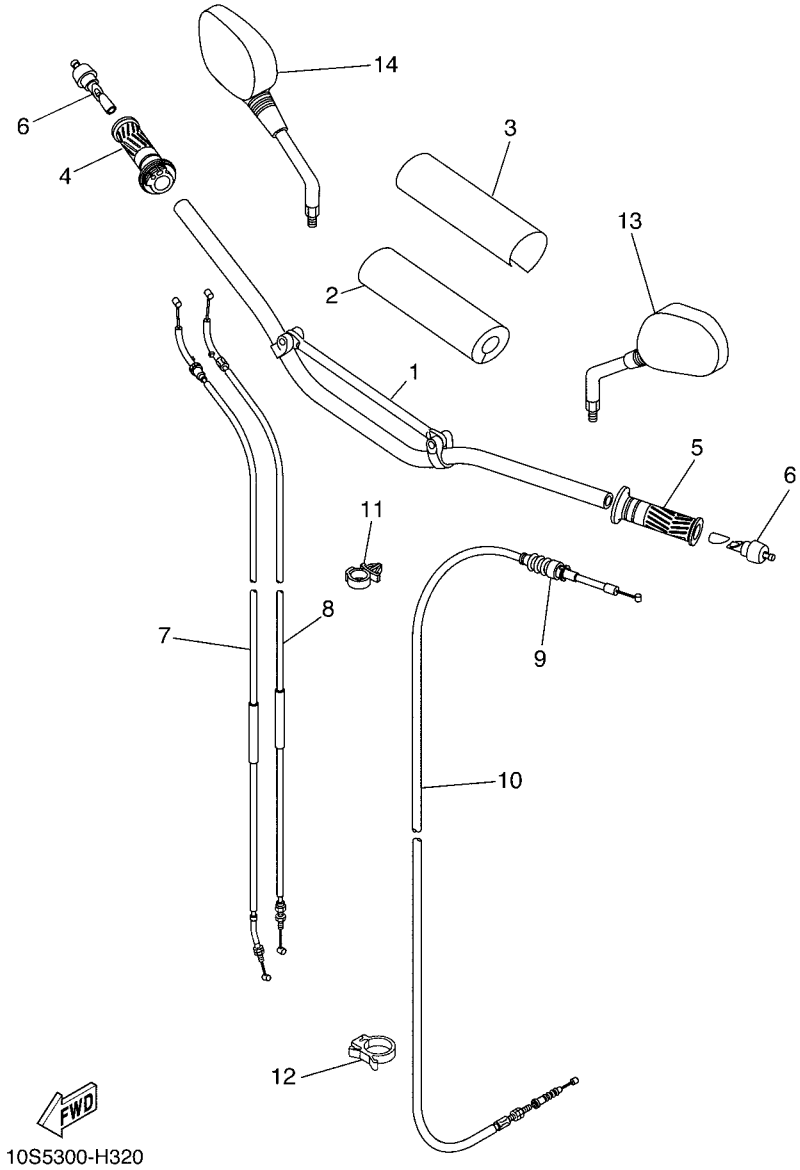

FIG. 32 MANILLAR & CABLE

REF. Nº	CODIGO Nº	DESCRIPCION	01	02	03	04	05	OBSERVACIONES
1	1D2–F6110–10	MANUBRIO COMPLETE	1	1	1	1	1	
2	1D2–F6124–00	PROTECTOR DE MANUBRIO	1	1	1	1	1	
3	1D2–F6219–00	EMBLEMA	1	1	1	1	1	
4	4YR–26240–02	EMPUNADURA COMPLETA	1	1	1	1	1	
5	4YR–26241–02	EMPUNADURA (IZQUIERDO)	1	1	1	1	1	
6	1D2–F6246–00	EXTREMO DE EMPUNADURA	2	2	2	2	2	
7	5VK–F6311–00	CABLE DE ACELERADOR 1	1	1	1	1	1	
8	5VK–F6312–00	CABLE DE ACELERADOR 2	1	1	1	1	1	
9	1E6–26342–00	FUNDA DE CABLE	1	1	1	1	1	
10	5VK–F6335–00	CABLE DE EMBRAGUE	1	1	1	1	1	
11	90464–12001	BRIDA	1	1	1	1	1	
12	90464–18004	BRIDA	1	1	1	1	1	
13	1D2–F6280–00	ESPEJO COMPLETO (IZQUIERDO)	1	1	1	1	1	
14	1D2–F6290–00	ESPEJO COMPLETO (DERECHO)	1	1	1	1	1	

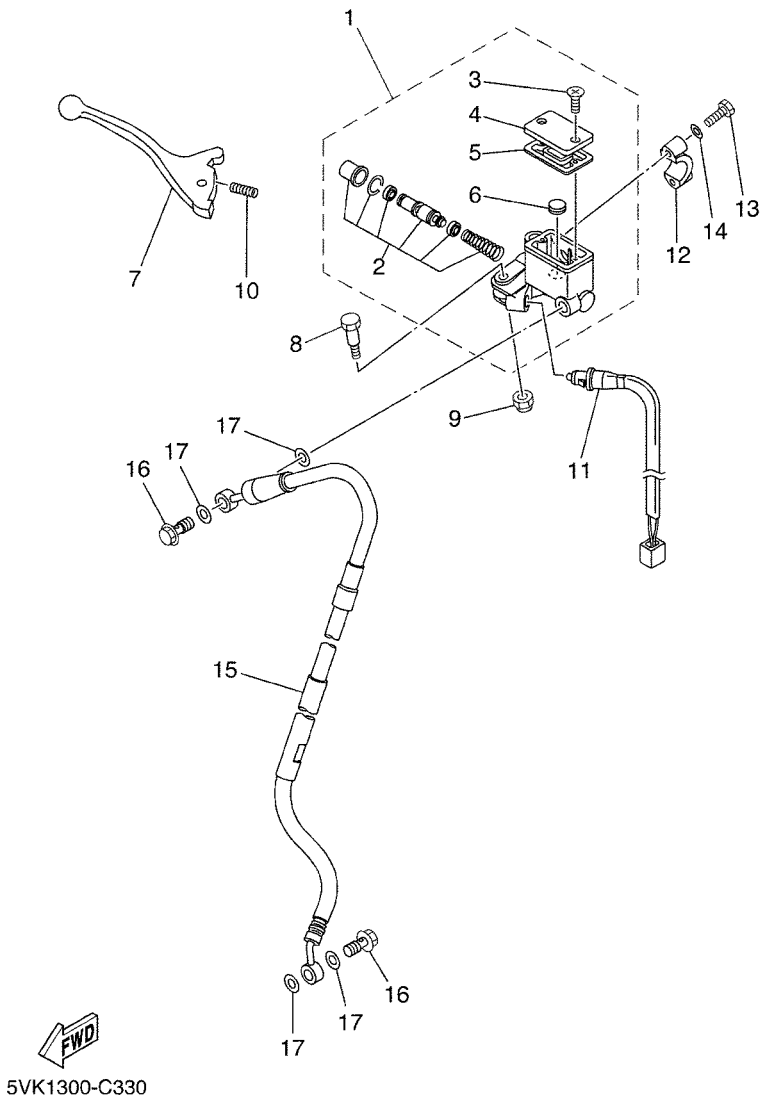

FIG. 33 CILINDRO MAESTRO DELANTERO

REF. Nº	CODIGO Nº	DESCRIPCION	01	02	03	04	05	OBSERVACIONES
1	5VK–W2587–00	CILINDRO MAESTRO SUB COMPLET	1	1	1	1	1	
2	3XP–W0041–00	.JUEGO DE CILINDRO MAESTRO	1	1	1	1	1	
3	98706–04012	.TORNILLO DE CABEZA PLANA	2	2	2	2	2	
4	3GM–W2585–21	.TAPA DE TANQUE DE RESERVA	1	1	1	1	1	
5	55U–25854–00	.EMPAQUE,DIAFRAGMA	1	1	1	1	1	
6	5CG–25715–00	.SEPARADOR	1	1	1	1	1	
7	5VK–83922–00	PALANCA 2	1	1	1	1	1	
8	90109–06577	PERNO	1	1	1	1	1	
9	95606–06100	TUERCA U	1	1	1	1	1	
10	90501–10312	RESORTE DE COMPRESION	1	1	1	1	1	
11	5VK–83980–00	INTERRUP. DE PARADA DELANTERO	1	1	1	1	1	
12	56A–25867–00	SOSTEN	1	1	1	1	1	
13	97007–06025	PERNO	2	2	2	2	2	
14	92907–06600	ARANDELA	2	2	2	2	2	
15	1D2–F5872–00	MANGUERA DE FRENO 1	1	1	1	1	1	
16	90401–10X03	PERNO DE UNION	2	2	2	2	2	
17	90201–10X03	ARANDELA PLANA	4	4	4	4	4	

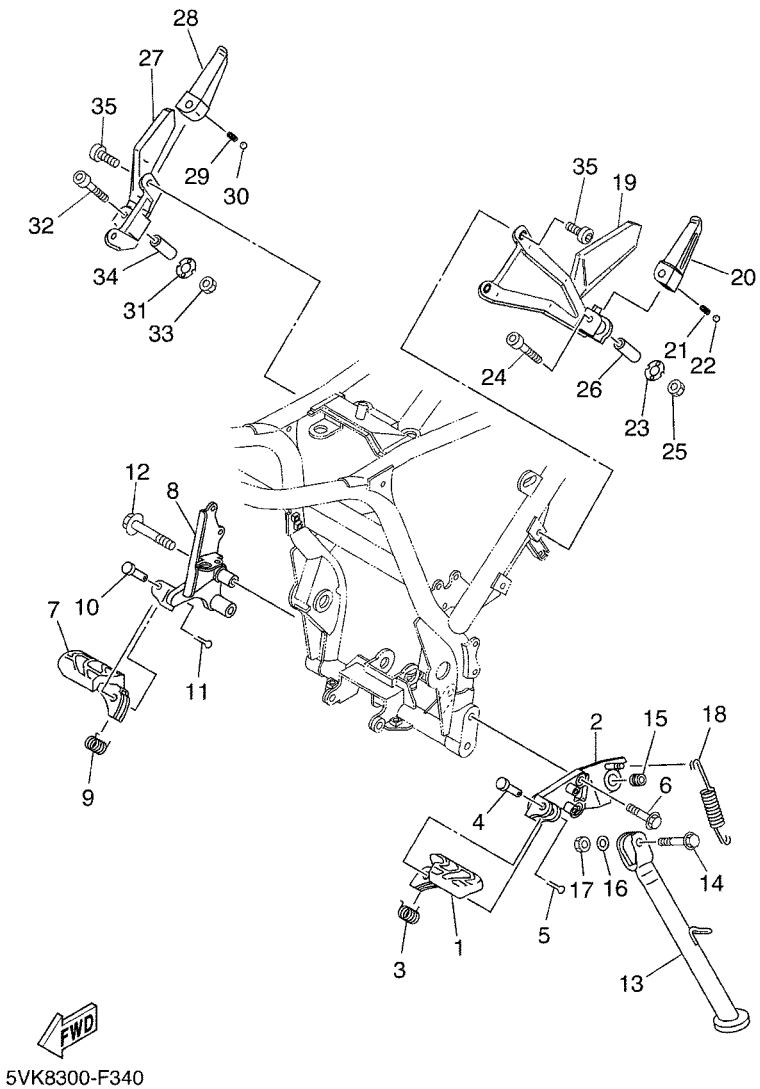

5VK8300-F340

FIG. 34 SOPORTE & APOYAPIE

REF. Nº	CODIGO Nº	DESCRIPCION	01	02	03	04	05	OBSERVACIONES
1	5VK–F7411–10	APOYAPIE 1	1	1	1	1	1	
2	5VK–F7412–10	SOPORTE DE APOYAPIE 1	1	1	1	1	1	
3	90508–20X00	RESORTE DE TORSION	1	1	1	1	1	
4	90240–10X01	PASADOR CON HOYO	1	1	1	1	1	
5	91401–25020	CHAVETA	1	1	1	1	1	
6	90105–10813	TORNILLO	2	2	2	2	2	
7	5VK–F7421–10	APOYAPIE 2	1	1	1	1	1	
8	5VK–F7422–10	SOPORTE DE APOYAPIE 2	1	1	1	1	1	
9	90508–20X01	RESORTE DE TORSION	1	1	1	1	1	
10	90240–10X01	PASADOR CON HOYO	1	1	1	1	1	
11	91401–25020	CHAVETA	1	1	1	1	1	
12	90105–10811	TORNILLO	2	2	2	2	2	
13	5VK–F7311–10	PUNTAL LATERAL	1	1	1	1	1	
14	90105–10814	TORNILLO	1	1	1	1	1	
15	90387–10020	ESPACIADOR	1	1	1	1	1	
16	90201–101J1	ARANDELA PLANA	1	1	1	1	1	
17	95617–10100	PERNO DE PUNTAL	1	1	1	1	1	
18	90506–20002	RESORTE DE TENSION	1	1	1	1	1	
19	5VK–F741L–10	MENSULA 4	1	1	1	1	1	
20	5VK–F7431–00	APOYAPIE POSTERIOR 1	1	1	1	1	1	
21	90501–12X02	RESORTE DE COMPRESION	1	1	1	1	1	
22	93501–04X00	BOLA	1	1	1	1	1	
23	5VK–F7437–00	ARANDELA ESPECIAL	1	1	1	1	1	
24	5VK–F7416–00	PERNO DE APOYAPIE	1	1	1	1	1	
25	95604–06200	TUERCA DE AUTO-CIERRE	1	1	1	1	1	
26	90387–06X37	ESPACIADOR	1	1	1	1	1	
27	5VK–F742L–10	MENSULA 5	1	1	1	1	1	

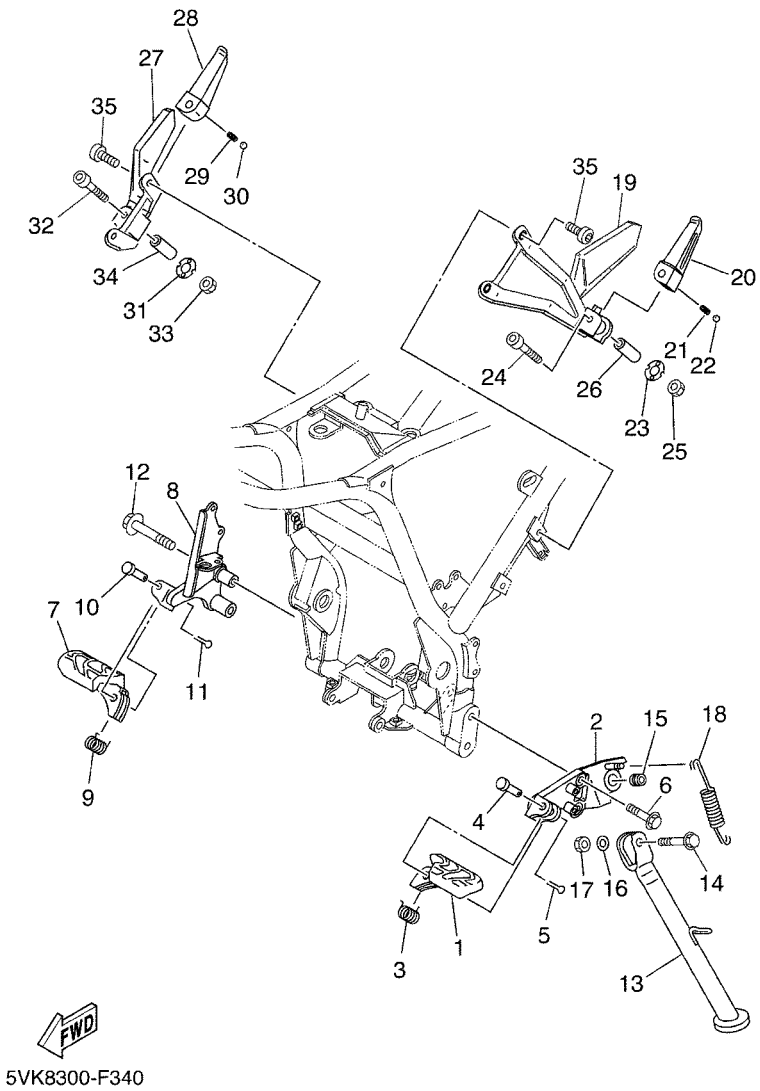

FIG. 34 SOPORTE & APOYAPIE

REF. Nº	CODIGO Nº	DESCRIPCION	01	02	03	04	05	OBSERVACIONES
28	5VK–F7441–00	APOYAPIE POSTERIOR 2	1	1	1	1	1	
29	90501–12X02	RESORTE DE COMPRESION	1	1	1	1	1	
30	93501–04X00	BOLA	1	1	1	1	1	
31	5VK–F7437–00	ARANDELA ESPECIAL	1	1	1	1	1	
32	5VK–F7416–00	PERNO DE APOYAPIE	1	1	1	1	1	
33	95604–06200	TUERCA DE AUTO-CIERRE	1	1	1	1	1	
34	90387–06X37	ESPACIADOR	1	1	1	1	1	
35	90110–08127	TORNILLO ALLEN	4	4	4	4	4	

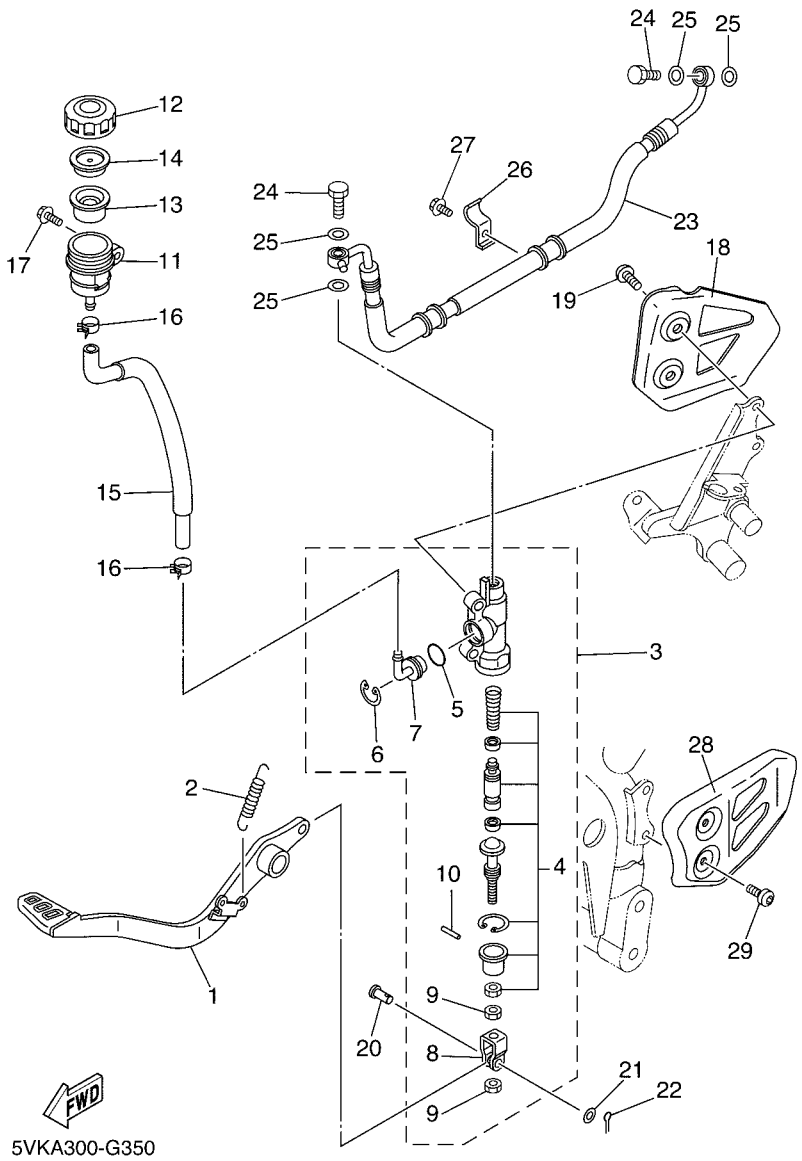

FIG. 35 CILINDRO MAESTRO TRASERO

REF. Nº	CODIGO Nº	DESCRIPCION	01	02	03	04	05	OBSERVACIONES
1	5VK–F7211–00	PEDAL DE FRENO	1	1	1	1	1	
2	90506–20369	RESORTE DE TENSION	1	1	1	1	1	
3	5VK–2583V–00	CILINDRO, MAESTRO TRASERO	1	1	1	1	1	
4	3BN–W0042–50	.JUEGO DE CILINDRO MAESTRO	1	1	1	1	1	
5	93210–15620	.ANILLO O	1	1	1	1	1	
6	2VN–25866–00	.PRESILLA REDONDA	1	1	1	1	1	
7	4ML–2582A–50	.CONECTOR	1	1	1	1	1	
8	2YK–27222–00	.UNION	1	1	1	1	1	
9	4SS–27218–00	.TUERCA	2	2	2	2	2	
10	3KW–27234–00	.PASADOR DE VARILLA DE FRENO	1	1	1	1	1	
11	5JJ–25894–00	TANQUE DE RESERVA	1	1	1	1	1	
12	3XP–25852–50	TAPA DE TANQUE DE RESERVA	1	1	1	1	1	
13	2VN–25854–00	EMPAQUE,DIAFRAGMA	1	1	1	1	1	
14	2VN–25855–00	BUJE DE DIAFRAGMA	1	1	1	1	1	
15	5VK–25895–00	MANGUERA DE TANQUE DE RESERVA	1	1	1	1	1	
16	90467–12085	PRESILLA	2	2	2	2	2	
17	90119–06044	TORNILLO CON ARANDELA	1	1	1	1	1	
18	5VK–F117M–10	CUBIERTA	1	1	1	1	1	
19	90109–085G6	PERNO	2	2	2	2	2	
20	90240–08124	PASADOR CON HOYO	1	1	1	1	1	
21	90201–08083	ARANDELA PLANA	1	1	1	1	1	
22	91401–16012	CHAVETA	1	1	1	1	1	
23	10S–F5873–00	MANGUERA DE FRENO 2	1	1	1	1	1	
24	90401–10X03	PERNO DE UNION	2	2	2	2	2	
25	90201–10X03	ARANDELA PLANA	4	4	4	4	4	
26	5VK–F5875–00	SOPORTE DE MANGUERA FRENO 1	2	2	2	2	2	
27	95027–06012	PERNO, DE BRIDA	2	2	2	2	2	

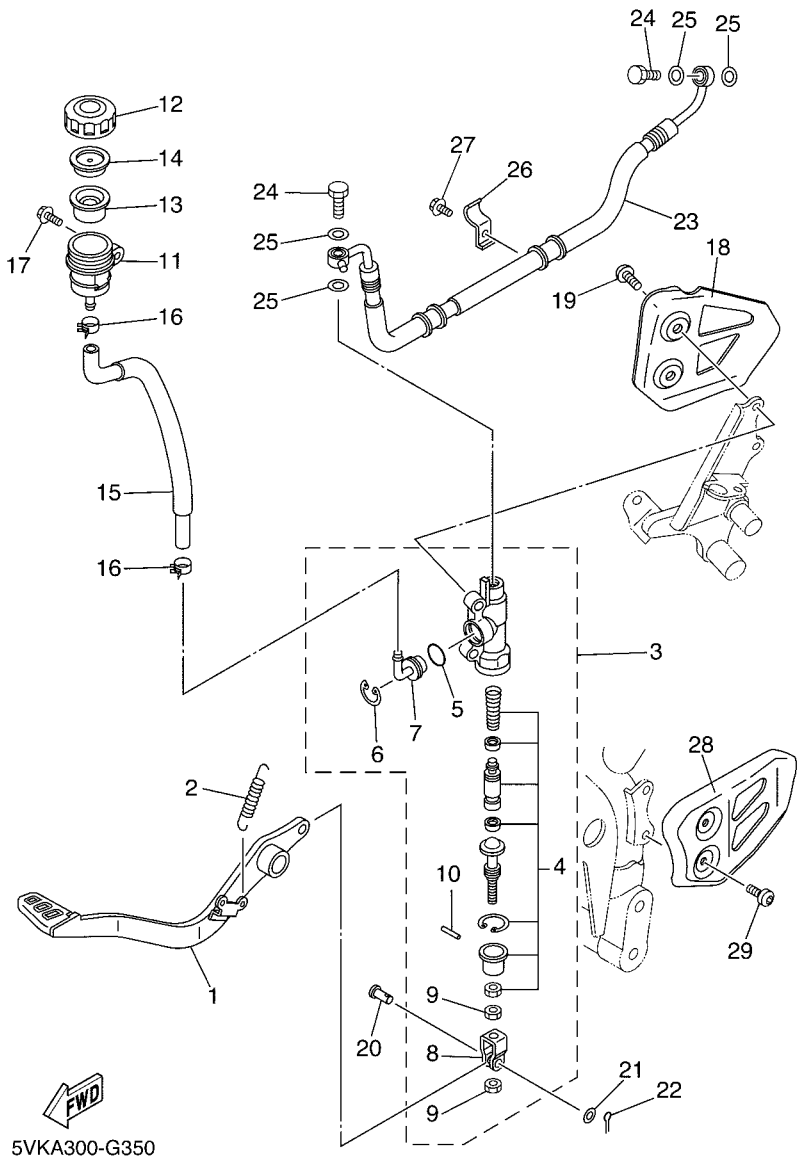

FIG. 35 CILINDRO MAESTRO TRASERO

REF. Nº	CODIGO Nº	DESCRIPCION	01	02	03	04	05	OBSERVACIONES
28	5VK–F117F–10	CUBIERTA	1	1	1	1	1	
29	90149–06298	TORNILLO DE REGLAJE	2	2	2	2	2	

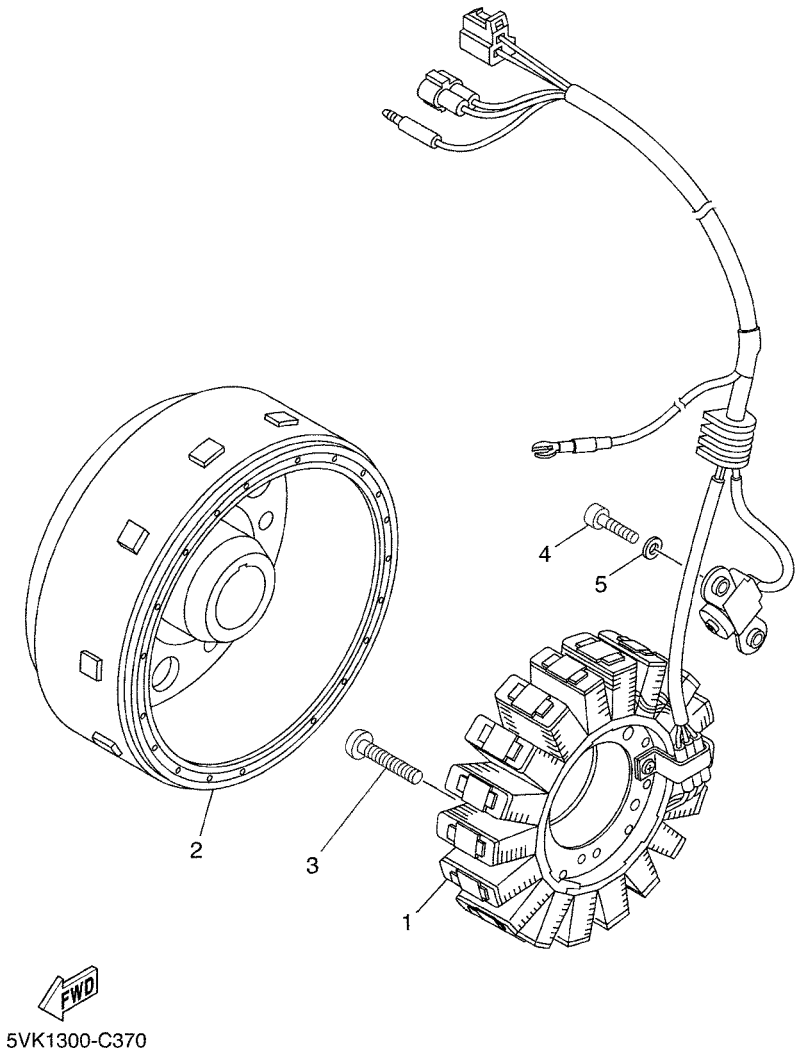

FIG. 36 GENERADOR

REF. Nº	CODIGO Nº	DESCRIPCION	01	02	03	04	05	OBSERVACIONES
1	5VK–81410–00	ESTATOR COMPLETO	1	1	1	1	1	
2	5VK–81450–10	ROTOR COMPLETO	1	1	1	1	1	
3	92017–06030	PERNO	3	3	3	3	3	
4	91317–05014	PERNO	2	2	2	2	2	
5	90201–05X08	ARANDELA PLANA	2	2	2	2	2	

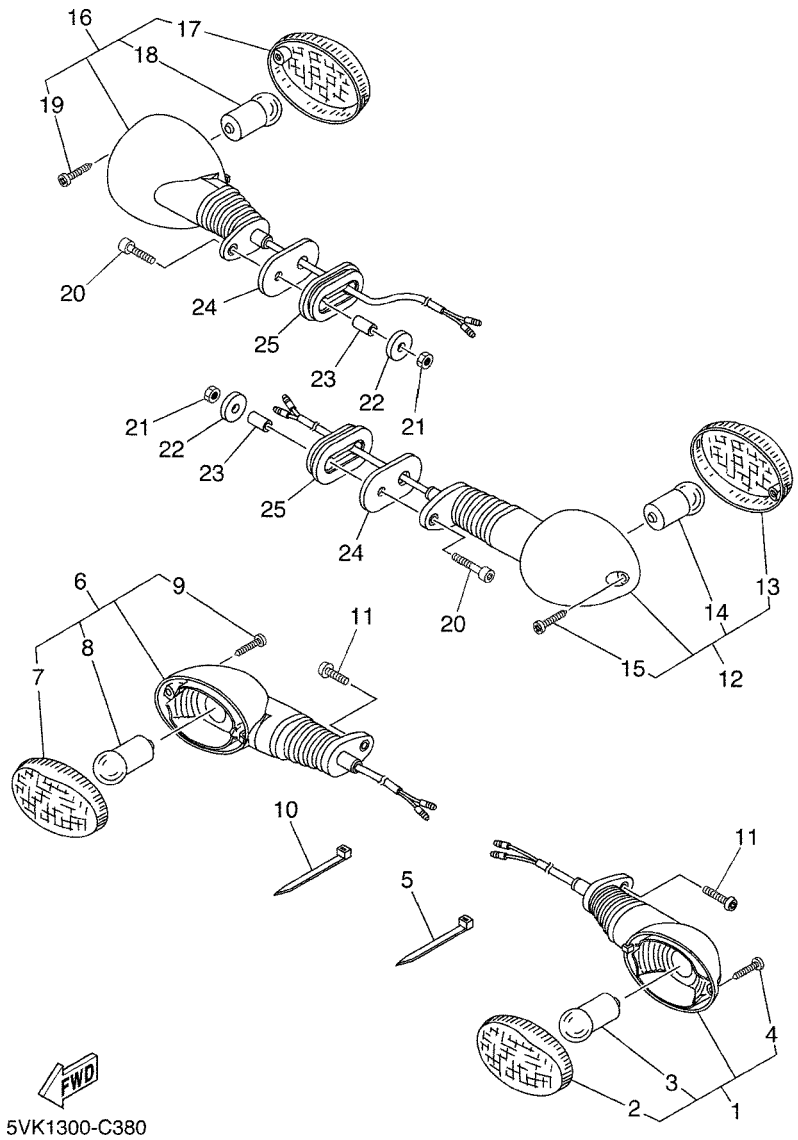

FIG. 37 LUZ DE DESTELLADOR

REF. Nº	CODIGO Nº	DESCRIPCION	01	02	03	04	05	OBSERVACIONES
1	5VK–H3310–00	DESTELLADOR DE LUZ DELANT.	1	1	1	1	1	
2	5VK–H333A–00	.LENTES COMPLETO	1	1	1	1	1	
3	5VK–H3311–00	.BOMB. DE DESTELLADOR (12V/10W)	1	1	1	1	1	
4	5VK–H3333–00	.TORNILLO ACCESORIO DE LENTE	1	1	1	1	1	
5	90464–16061	BRIDA	1	1	1	1	1	
6	5VK–H3320–00	DESTELLADOR DE LUZ DELANT.	1	1	1	1	1	
7	5VK–H333A–00	.LENTES COMPLETO	1	1	1	1	1	
8	5VK–H3311–00	.BOMB. DE DESTELLADOR (12V/10W)	1	1	1	1	1	
9	5VK–H3333–00	.TORNILLO ACCESORIO DE LENTE	1	1	1	1	1	
10	90464–16061	BRIDA	1	1	1	1	1	
11	92017–06014	PERNO	2	2	2	2	2	
12	5VK–H3330–00	DESTELLADOR DE LUZ TRAS.COMPL.	1	1	1	1	1	
13	5VK–H333A–00	.LENTES COMPLETO	1	1	1	1	1	
14	5VK–H3311–00	.BOMB. DE DESTELLADOR (12V/10W)	1	1	1	1	1	
15	5VK–H3333–00	.TORNILLO ACCESORIO DE LENTE	1	1	1	1	1	
16	5VK–H3340–00	DESTELLADOR DE LUZ TRAS.COMPL.	1	1	1	1	1	
17	5VK–H333A–00	.LENTES COMPLETO	1	1	1	1	1	
18	5VK–H3311–00	.BOMB. DE DESTELLADOR (12V/10W)	1	1	1	1	1	
19	5VK–H3333–00	.TORNILLO ACCESORIO DE LENTE	1	1	1	1	1	
20	91317–06035	PERNO	2	2	2	2	2	
21	95607–06100	TUERCA AUTOBLOCANTE	2	2	2	2	2	
22	90201–06026	ARANDELA PLANA	2	2	2	2	2	
23	90387–06088	ESPACIADOR	2	2	2	2	2	
24	5VK–83359–00	ARANDELA ESPECIAL	2	2	2	2	2	
25	5VK–83345–00	TAPON CIEGO	2	2	2	2	2	

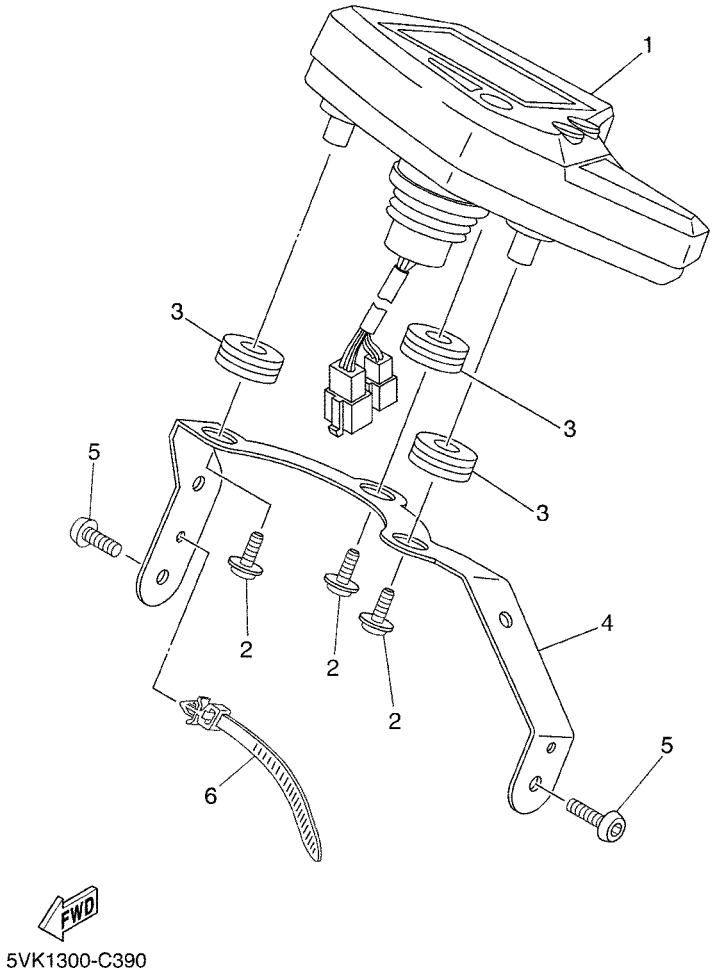

FIG. 38 MEDIDOR

REF. Nº	CODIGO Nº	DESCRIPCION	01	02	03	04	05	OBSERVACIONES
1	5VK–83500–61	METRO COMPLETO	1	1		1	1	UR (Km/H model)
	5VK–83500–71	METRO COMPLETO			1			UR (mph model)
2	90164–05014	TORNILLO ROSCA HEMBRA	3	3	3	3	3	
3	90480–14555	TAPON	3	3	3	3	3	
4	5VK–H3519–00	SOPORTE DE MEDIDOR	1	1	1	1	1	
5	92017–06014	PERNO	2	2	2	2	2	
6	90464–12089	BRIDA	1	1	1	1	1	

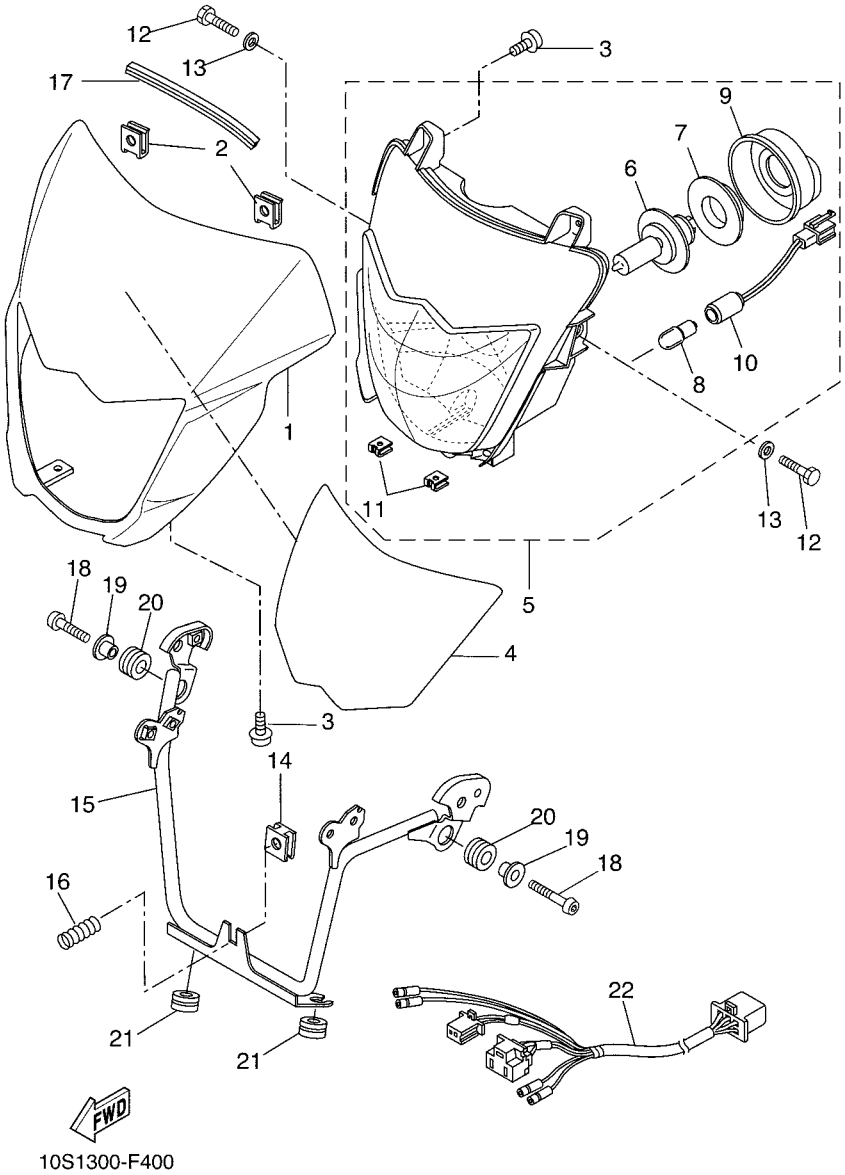

FIG. 39 FARO DELANTERO

REF. Nº	CODIGO Nº	DESCRIPCION	01	02	03	04	05	OBSERVACIONES
1	10S–F8351–00	CUERPO DE COBERTURA	1	1	1	1	1	UR FOR DPBSE (DPB
	10S–F8351–10	CUERPO DE COBERTURA	1	1	1	1	1	UR FOR YB (YB)
	10S–F8351–30	CUERPO DE COBERTURA	1	1	1	1	1	UR FOR PWS1 (PWS1
2	90183–05061	TUERCA DE RESORTE	2	2	2	2	2	
3	90159–05083	TORNILLO CON VALONA	4	4	4	4	4	
4	10S–28391–60	CALCOMANIA DE BOVEDA 1	1	1	1	1	1	UR FOR DPBSE
	10S–28391–70	CALCOMANIA DE BOVEDA 1	1	1	1	1	1	UR FOR YB
	10S–28391–80	CALCOMANIA DE BOVEDA 1	1	1	1	1	1	UR FOR PWS1
5	10S–H410A–00	UNIDAD DE FARO DELANTERO COMPL	1	1	1	1	1	
6	5VK–H4314–00	.BOMBILLA DE FARO DELANTERO	1	1	1	1	1	H4-12V 55/60W
7	5VK–H4393–00	.COJINETE, BOMBILLA	1	1	1	1	1	
8	3WW–H4347–00	.AMPOLLETA (12V-5W)	1	1	1	1	1	
9	5VK–H4397–00	.CUBIERTA DE ENCASTRE	1	1	1	1	1	
10	5VK–H4312–00	.CABLE COMPLETA	1	1	1	1	1	
11	90183–05808	.TUERCA DE RESORTE	2	2	2	2	2	
12	90101–06815	TORNILLO	2	2	2	2	2	
13	90201–06839	ARANDELA PLANA	2	2	2	2	2	
14	5VK–H4334–00	TUERCA DE AJUSTE	1	1	1	1	1	
15	5VK–H4118–00	APOYO DE FARO DELANTERO 1	1	1	1	1	1	
16	5VK–H4332–00	RESORTE DE TORNILLO	1	1	1	1	1	
17	10S–F414K–00	EQUILIBRIO, CUBIERTA 3	1	1	1	1	1	
18	92017–06020	PERNO	2	2	2	2	2	
19	90387–065G0	ESPACIADOR	2	2	2	2	2	
20	90480–15058	TAPON	2	2	2	2	2	
21	90480–15316	TAPON	2	2	2	2	2	
22	5VK–H4359–10	CABLE DE FARO DELANTERO	1	1	1	1	1	

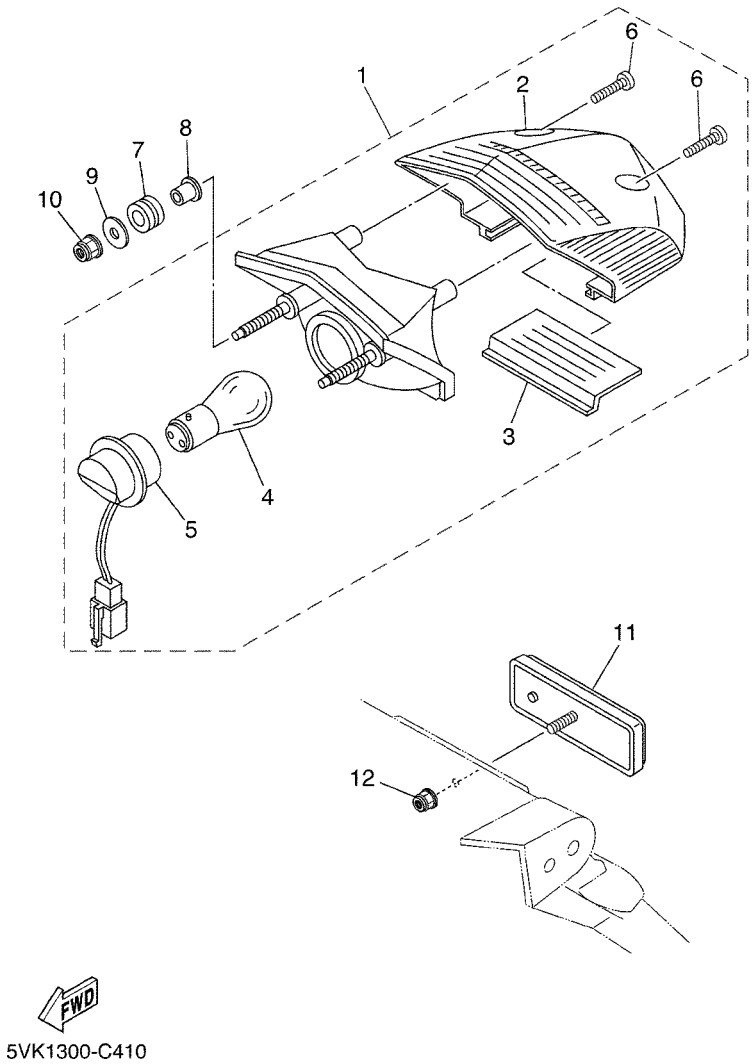

FIG. 40 LUZ DE COLA

REF. Nº	CODIGO Nº	DESCRIPCION	01	02	03	04	05	OBSERVACIONES
1	5VK–H4710–10	UNIDAD FARO TRASERO COMPL.	1	1	1	1	1	
2	5VK–H4721–00	.LENTE DE FARO TRASERO	1	1	1	1	1	
3	5VK–H4743–00	.LENTE DE LUZ DE LICENCIA	1	1	1	1	1	
4	5VK–H4714–00	.AMPOLLETA (BAY15D 12V-21/5W)	1	1	1	1	1	
5	5VK–H4735–00	.CABLE COMPLETA	1	1	1	1	1	
6	5SE–H4724–00	.TORNILLO ACCESORIO DE LENTE	2	2	2	2	2	
7	90480–14329	TAPON	2	2	2	2	2	
8	90387–065G0	ESPACIADOR	2	2	2	2	2	
9	90201–06057	ARANDELA PLANA	2	2	2	2	2	
10	95607–06200	TUERCA DE AUTO-CIERRE	2	2	2	2	2	
11	3NC–H5130–00	REFLECTOR TRASERO COMPLETO	1	1	1	1	1	
12	95607–05200	TUERCA DE AUTO-CIERRE	1	1	1	1	1	

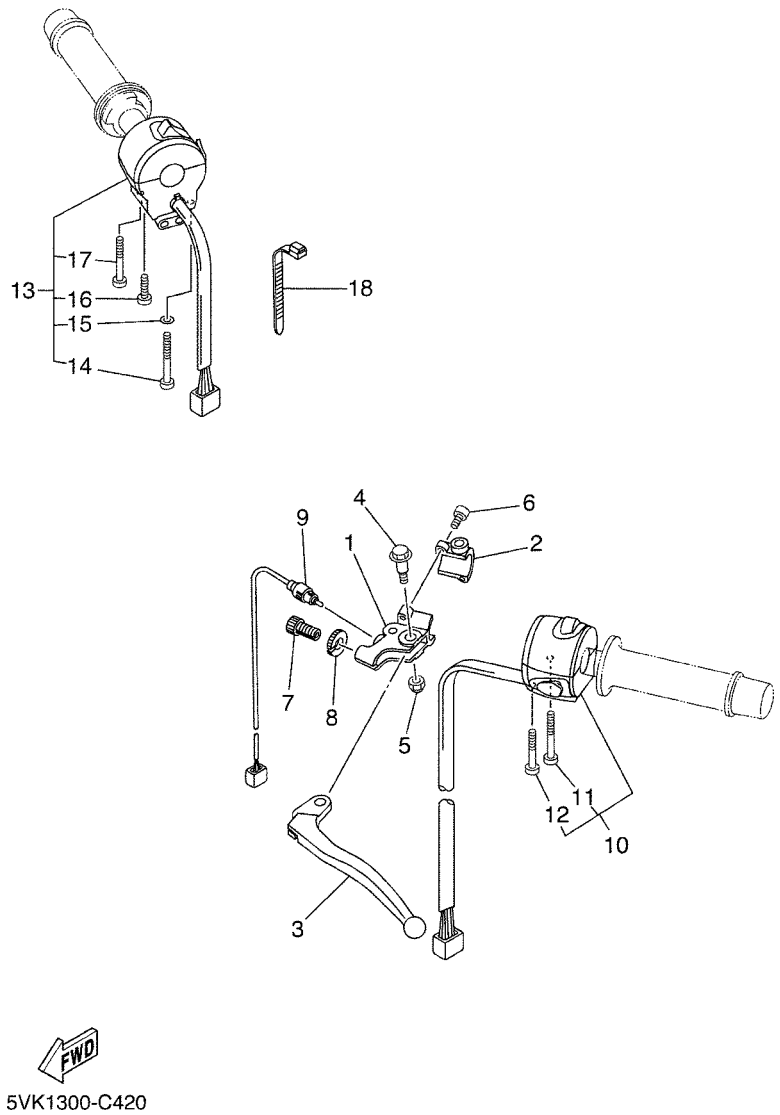

FIG. 41 INTERRUPTOR DE MANILLAR&PALANC

REF. Nº	CODIGO Nº	DESCRIPCION	01	02	03	04	05	OBSERVACIONES
1	1LN–82911–00	SOPORTE DE LEVA 1	1	1	1	1	1	
2	33G–82913–01	SOPORTE DE LEVA INFERIOR 1	1	1	1	1	1	
3	3FY–83912–01	PALANCA 1	1	1	1	1	1	
4	90109–06799	PERNO	1	1	1	1	1	
5	95607–06100	TUERCA AUTOBLOCANTE	1	1	1	1	1	
6	91317–05020	PERNO	2	2	2	2	2	
7	90123–08046	PERNO	1	1	1	1	1	
8	90179–08148	TUERCA	1	1	1	1	1	
9	5VK–82917–00	INTERRUPTOR	1	1	1	1	1	
10	5VK–83969–00	INTERRUPTOR DE MANIJA 5	1	1	1	1	1	
11	98507–05030	.TORNILLO DE CABEZA PLANA	1	1	1	1	1	
12	98507–05045	.TORNILLO DE CABEZA PLANA	1	1	1	1	1	
13	5VK–83975–00	INTERRUPTOR DE MANIJA 2	1	1	1	1	1	
14	98507–05055	.TORNILLO DE CABEZA PLANA	1	1	1	1	1	
15	92907–05600	.ARANDELA	1	1	1	1	1	
16	98507–05045	.TORNILLO DE CABEZA PLANA	1	1	1	1	1	
17	98507–05020	.TORNILLO DE CABEZA PLANA	1	1	1	1	1	
18	90464–25004	BRIDA	2	2	2	2	2	

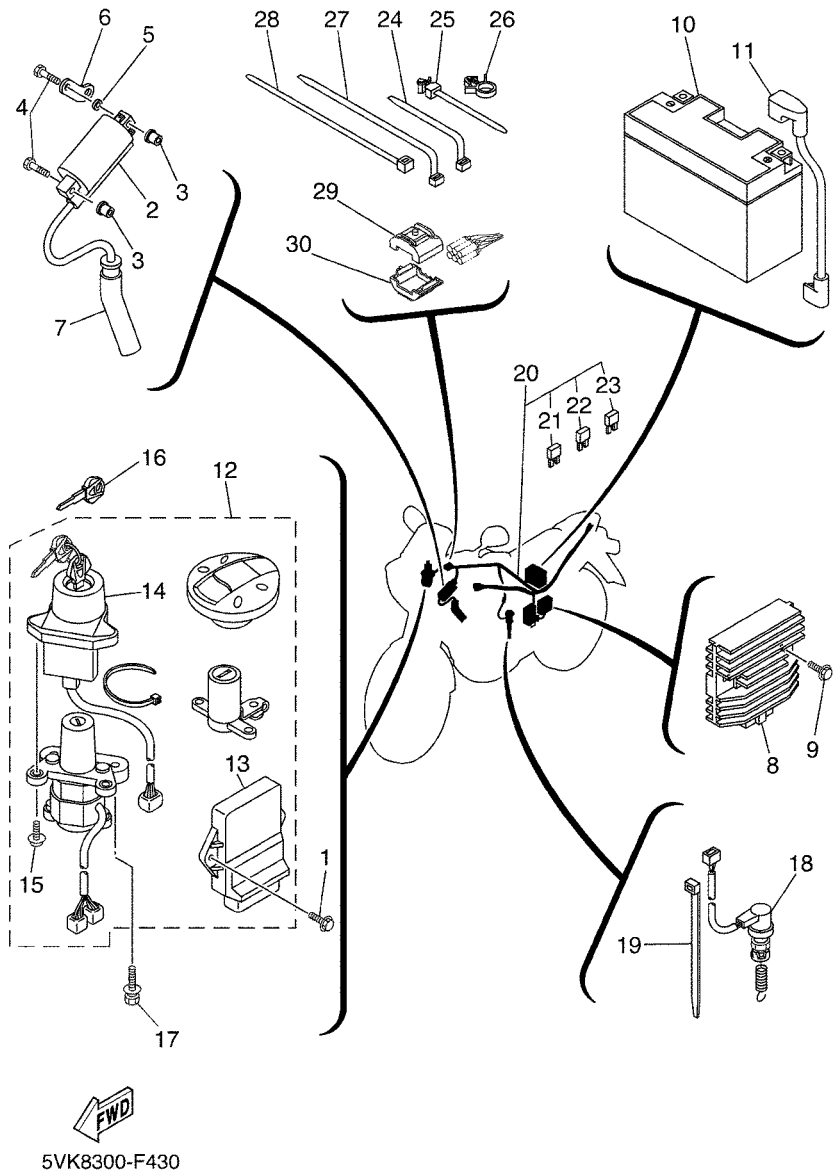

FIG. 42 EQUIPO ELECTRICO 1

REF. Nº	CODIGO Nº	DESCRIPCION	01	02	03	04	05	OBSERVACIONES
1	90119–06192	TORNILLO CON ARANDELA	2	2	2	2	2	
2	4GV–82310–00	BOBINA DE ENCENDIDO COMPLETA	1	1	1	1	1	
3	90179–05523	TUERCA	2	2	2	2	2	
4	97007–05025	PERNO	2	2	2	2	2	
5	90201–05556	ARANDELA PLANA	1	1	1	1	1	
6	5VK–82312–00	SOSTEN ACCESORIO DE BOBINA	1	1	1	1	1	
7	5VK–82370–00	TAPON DE BUJIA COMPLT	1	1	1	1	1	
8	5SL–81960–00	RECTIFICADOR Y REGULADOR	1	1	1	1	1	
9	95027–06020	PERNO, DE BRIDA	2	2	2	2	2	
10	5FL–82100–01	BATERIA COMPLETA (GT9B-4)	1	1	1	1	1	
11	5VK–H2115–00	CABLE CONDUCTOR POSITIVO	1	1	1	1	1	
12	5VK–W8250–11	JUEGO DE INMOVILIZADOR	1	1	1	1	1	
13	5VK–8591A–11	.UNIDAD CONTROL	1	1	1	1	1	
14	5VS–8255P–00	.UNIDAD INMOVILIZADORA	1	1	1	1	1	
15	5SL–82113–01	.TORNILLO	2	2	2	2	2	
16	5SL–82511–08	BLANK KEY	1	1	1	1	1	AP
17	90109–080G5	PERNO	2	2	2	2	2	
18	5VK–82530–00	INTERRUPTOR DE PARADA COMPLETO	1	1	1	1	1	
19	90464–16061	BRIDA	2	2	2	2	2	
20	5VK–H2590–20	CONJUNTO DE CABLES	1	1	1	1	1	
21	5JJ–82151–00	.FUSIBLE (7.5A-BL)	2	2	2	2	2	
22	5JJ–82151–30	.FUSIBLE (10A-BL)	6	6	6	6	6	
23	5JJ–82151–20	.FUSIBLE (20A-BL)	2	2	2	2	2	
24	90464–13077	BRIDA	4	4	4	4	4	
25	90464–12089	BRIDA	1	1	1	1	1	
26	90464–15157	BRIDA	1	1	1	1	1	
27	90464–15195	BRIDA	1	1	1	1	1	

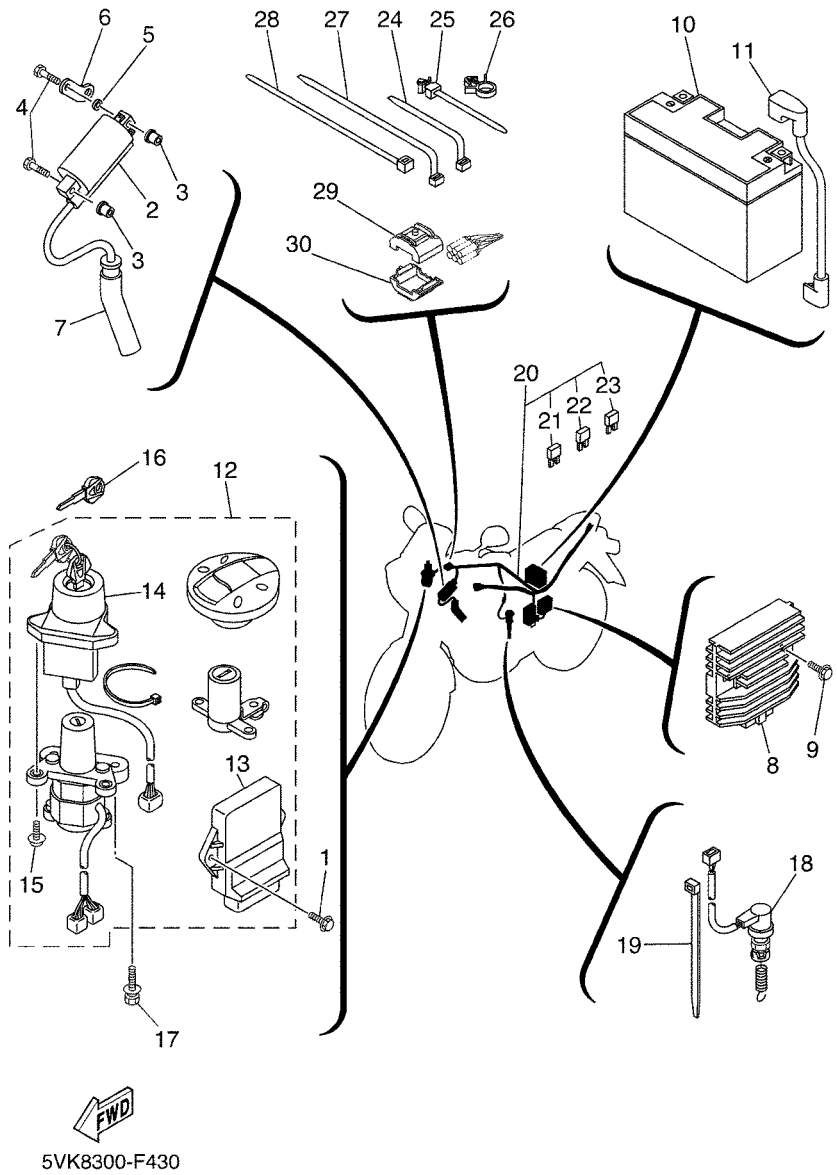

FIG. 42 EQUIPO ELECTRICO 1

REF. Nº	CODIGO Nº	DESCRIPCION	01	02	03	04	05	OBSERVACIONES
28	1UA–82591–00	BANDA	12	12	12	12	12	
29	5VS–8258J–00	CAJA DE CONECTOR 1	1	1	1	1	1	
30	5VS–8259J–00	CAJA DE CONECTOR 2	1	1	1	1	1	

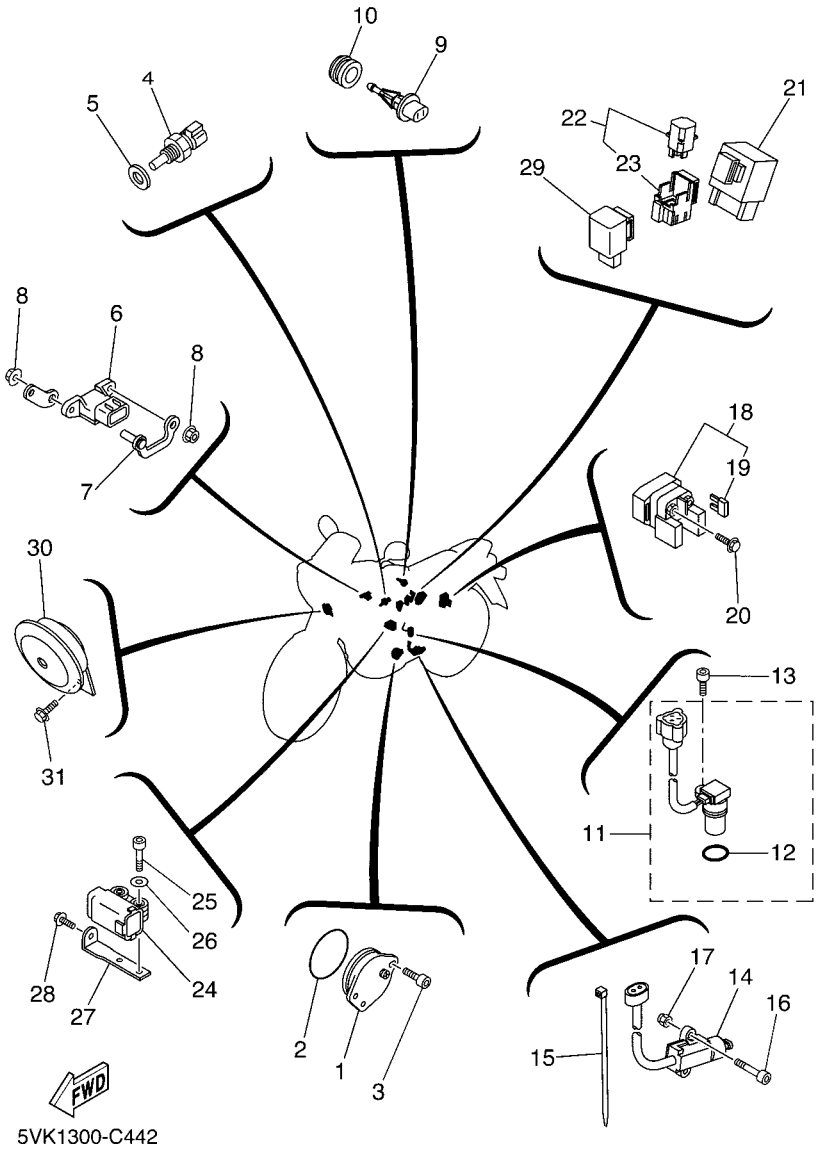

FIG. 43 EQUIPO ELECTRICO 2

REF. Nº	CODIGO Nº	DESCRIPCION	01	02	03	04	05	OBSERVACIONES
1	1AE–82540–00	INTERRUPTOR NEUTRAL COMPL	1	1	1	1	1	
2	93210–29X00	ANILLO O	1	1	1	1	1	
3	90110–06122	TORNILLO ALLEN	2	2	2	2	2	
4	5PS–85790–00	TERMICA SENSORIO	1	1	1	1	1	
5	90430–12X00	JUNTA	1	1	1	1	1	
6	5PS–82380–00	SENSOR DE PRESION	1	1	1	1	1	
7	5VK–82388–00	PLACA	1	1	1	1	1	
8	95707–06500	TUERCA DE BRIDA	2	2	2	2	2	
9	5VU–85886–00	SENSOR	1	1	1	1	1	
10	5CA–14435–00	ANILLO PROTECTOR	1	1	1	1	1	
11	5LP–83755–01	SENSOR DE VELOCI	1	1	1	1	1	
12	4D9–81168–00	.ANILLO O	1	1	1	1	1	
13	91317–06014	PERNO	1	1	1	1	1	
14	5RT–82566–50	INTERRUPTOR	1	1	1	1	1	
15	90464–16061	BRIDA	1	1	1	1	1	
16	91317–05035	PERNO	2	2	2	2	2	
17	95607–05100	TUERCA AUTOBLOCANTE	2	2	2	2	2	
18	4SV–81940–12	CONJUNTO ARRANCADOR RELEVO	1	1	1	1	1	
19	1AE–82151–00	.FUSIBLE (30A-BL)	2	2	2	2	2	
20	95027–06008	PERNO, DE BRIDA	2	2	2	2	2	
21	5VK–81950–40	RELE COMPLETO	1	1	1	1	1	
22	5JJ–81950–20	RELE COMPLETO	2	2	2	2	2	
23	5JJ–81952–00	.SOSTEN DE RELE	1	1	1	1	1	
24	5PS–82576–01	SENSOR ANGULO DE INCLINATION	1	1	1	1	1	
25	91317–04025	PERNO	2	2	2	2	2	
26	90201–047A2	ARANDELA PLANA	2	2	2	2	2	
27	5VK–F1453–00	SOPORTE, INTERRUPTOR	1	1	1	1	1	

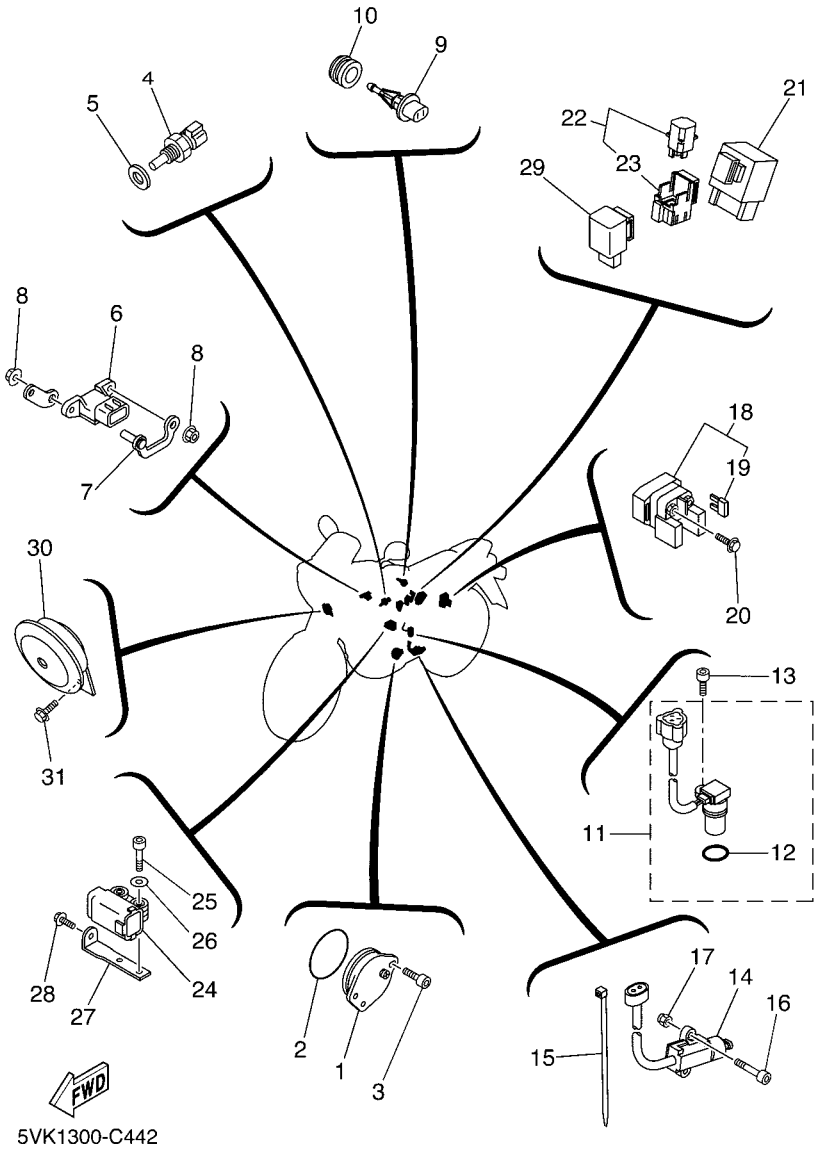

FIG. 43 EQUIPO ELECTRICO 2

REF. Nº	CODIGO Nº	DESCRIPCION	01	02	03	04	05	OBSERVACIONES
28	95807–06016	TORNILLO	1	1	1	1	1	
29	4GY–83350–00	RELE DE DESTELLADOR COMPL.	1	1	1	1	1	
30	5VK–H3371–00	BOCINA	1	1	1	1	1	
31	95027–06010	PERNO, DE BRIDA	1	1	1	1	1	

INDICE NUMERICO

CODIGO Nº	REF. Nº
4G0–11133–11	1 – 2
5VK–11181–00	1 – 5
214–11198–01	8 – 14
5VK–11311–00	2 – 1
5VK–11351–00	2 – 2
5VK–11400–00	3 – 1
5VK–11401–09	3 – 2
5VK–11422–00	3 – 3
5VK–11603–00	3 – 12
5VK–11631–00	3 – 11
5VK–11633–00	3 – 13
5VK–11651–00	3 – 6
5VK–11681–00	3 – 4
5VK–12111–00	4 – 1
5VK–12113–00	4 – 3
3YF–12116–00	4 – 4
3YF–12117–01	4 – 6
4G0–12118–00	4 – 7
5H0–12119–00	4 – 5
5VK–12121–00	4 – 2
5VK–12146–00	4 – 10
5BP–12159–01	4 – 11
3TB–12210–00	5 – 13
4DW–12213–00	5 – 15
5VK–12280–01	5 – 5
5VK–12284–00	5 – 3
5VK–12290–00	5 – 4
5VK–12410–00	7 – 1
5VK–12421–00	6 – 6
5VK–12422–00	6 – 3
5VK–12428–00	6 – 11
11H–12438–10	6 – 9
5VK–12450–00	6 – 2
5VK–12459–00	6 – 14
5VK–12481–00	6 – 19
583–13113–00	8 – 32
5VK–13160–00	10 – 2
5VK–13161–00	8 – 25
5VK–13171–00	8 – 28
5LP–13300–00	8 – 1
3AJ–13325–00	8 – 5
5LP–13329–00	8 – 2
4X7–13440–01	8 – 17
2WK–13447–00	8 – 18
5VK–13464–00	8 – 35
5VK–13465–00	8 – 39
5VK–13542–00	9 – 36
5VK–13750–11	10 – 1

CODIGO Nº	REF. Nº
5VK–13761–00	10 – 8
5VK–13907–02	26 – 31
5VK–13907–11	26 – 31
5VK–13971–00	9 – 47
558–14147–00	10 – 9
8CC–14216–10	10 – 5
5CA–14435–00	43 – 10
5VK–14503–00	10 – 6
5VK–14531–00	10 – 7
3YF–14613–01	11 – 31
4EL–14714–00	11 – 13
	11 – 23
4FU–14714–00	11 – 3
5JX–14725–00	11 – 2
5VK–14803–00	11 – 37
5VK–14815–00	11 – 33
5VK–14871–02	11 – 32
5VK–14881–00	11 – 35
5VK–15362–00	19 – 26
5VK–15455–00	13 – 35
1VJ–15511–00	14 – 12
3YF–15515–00	14 – 1
5VK–15590–00	14 – 8
2JN–16154–00	15 – 14
22U–16321–00	15 – 11
5TA–16321–00	15 – 18
4X7–16325–00	15 – 10
5VK–16331–00	15 – 15
5VK–16340–00	15 – 22
132–16346–00	17 – 10
5VK–16351–00	15 – 8
4XV–16356–01	15 – 21
5VK–16371–00	15 – 7
5JG–16383–00	15 – 16
5JG–16384–00	15 – 17
5VK–18101–00	18 – 1
5VK–18127–00	17 – 12
5JW–18140–00	17 – 11
5VK–18540–00	17 – 1
4UN–18542–00	17 – 3
4UN–18566–00	17 – 4
3YX–21376–00	20 – 32
4XV–21376–00	20 – 31
10S–2137C–60	26 – 27
10S–2137C–70	26 – 27
10S–2137C–80	26 – 27
10S–2137D–60	26 – 28
10S–2137D–70	26 – 28

CODIGO Nº	REF. Nº
10S–2137D–80	26 – 28
5VK–21445–00	19 – 15
1D2–2153A–00	20 – 34
1D2–2153A–50	20 – 34
1D2–2153A–70	20 – 34
5VK–21639–00	20 – 26
5VK–21649–00	20 – 33
5VK–21746–00	19 – 31
26H–21828–00	21 – 12
5VK–21875–00	21 – 11
5VK–22123–00	22 – 8
5VK–22124–00	22 – 7
5VK–22125–00	22 – 19
1VJ–22141–00	22 – 36
10V–22178–00	19 – 18
30X–22178–00	19 – 17
10V–22184–00	19 – 19
30X–2219X–00	22 – 5
5VK–22210–11	23 – 1
4AA–22259–40	23 – 2
3XJ–23125–L0	25 – 5
	25 – 22
4DA–23145–L0	25 – 4
	25 – 21
3XJ–23171–L0	25 – 9
	25 – 26
4V4–23188–L0	25 – 15
	25 – 32
5VK–23389–00	24 – 2
	24 – 19
1W1–23416–00	24 – 9
3YF–23418–00	24 – 12
5VK–2414H–00	26 – 12
	26 – 17
5VK–2416F–00	26 – 24
22W–24181–00	11 – 18
	11 – 28
3TB–24181–00	26 – 6
5VK–24182–00	26 – 7
5VK–24183–00	26 – 10
5JW–24486–00	26 – 3
5VK–24602–00	26 – 5
4HM–24728–00	27 – 3
5VK–24737–00	27 – 5
1T4–24741–00	20 – 29
5VK–24747–00	27 – 13
4BP–24780–00	27 – 6
5VK–25111–00	28 – 1

CODIGO Nº	REF. Nº
136–25115–00	28 – 5
5VK–25117–00	28 – 2
5VK–25181–00	28 – 13
5VK–25311–00	30 – 1
5Y1–25364–00	30 – 12
5VK–25366–00	30 – 5
1VJ–25377–00	30 – 7
10S–25381–00	30 – 20
3HT–25398–00	28 – 11
	30 – 18
5VK–25445–01	30 – 10
5CG–25715–00	33 – 6
4ML–2582A–50	35 – 7
5VK–2583V–00	35 – 3
3XP–25852–50	35 – 12
2VN–25854–00	35 – 13
55U–25854–00	33 – 5
2VN–25855–00	35 – 14
2VN–25866–00	35 – 6
56A–25867–00	33 – 12
5JJ–25894–00	35 – 11
5VK–25895–00	35 – 15
4YR–26240–02	32 – 4
4YR–26241–02	32 – 5
1E6–26342–00	32 – 9
4SS–27218–00	35 – 9
2YK–27222–00	35 – 8
3KW–27234–00	35 – 10
5DM–28371–00	20 – 13
5VK–28371–00	26 – 22
10S–28391–60	39 – 4
10S–28391–70	39 – 4
10S–28391–80	39 – 4
4D9–81168–00	43 – 12
5VK–81410–00	36 – 1
5VK–81450–10	36 – 2
3AJ–81801–00	14 – 14
3AJ–81809–00	14 – 17
5VK–81815–00	14 – 21
4XV–8182A–00	14 – 20
11H–81844–00	14 – 18
1FK–81847–00	14 – 15
3AJ–81850–00	14 – 16
4G0–81871–00	14 – 19
3SX–81890–00	14 – 11
4SV–81940–12	43 – 18
5JJ–81950–20	43 – 22
5VK–81950–40	43 – 21

CODIGO Nº	REF. Nº
5JJ–81952–00	43 – 23
5SL–81960–00	42 – 8
5FL–82100–01	42 – 10
5SL–82113–01	42 – 15
1AE–82151–00	43 – 19
5JJ–82151–00	42 – 21
5JJ–82151–20	42 – 23
5JJ–82151–30	42 – 22
4GV–82310–00	42 – 2
5VK–82312–00	42 – 6
5VK–82370–00	42 – 7
5PS–82380–00	43 – 6
5VK–82388–00	43 – 7
5SL–82511–08	42 – 16
5VK–82530–00	42 – 18
1AE–82540–00	43 – 1
5VS–8255P–00	42 – 14
5RT–82566–50	43 – 14
5PS–82576–01	43 – 24
5VS–8258J–00	42 – 29
1UA–82591–00	42 – 28
5VS–8259J–00	42 – 30
1LN–82911–00	41 – 1
33G–82913–01	41 – 2
5VK–82917–00	41 – 9
5VK–83345–00	37 – 25
4GY–83350–00	43 – 29
5VK–83359–00	37 – 24
5VK–83500–61	38 – 1
5VK–83500–71	38 – 1
5LP–83755–01	43 – 11
3FY–83912–01	41 – 3
5VK–83922–00	33 – 7
5VK–83969–00	41 – 10
5VK–83975–00	41 – 13
5VK–83980–00	33 – 11
1FK–84527–00	7 – 25
5PS–85790–00	43 – 4
3P6–85885–00	10 – 10
5VU–85886–00	43 – 9
5VK–8591A–11	42 – 13
1B9–8592A–00	11 – 7
5VK–E1101–00	1 – 1
5VK–E111F–00	5 – 6
5VK–E1166–00	12 – 13
5VK–E1167–00	9 – 22
5VK–E1185–00	1 – 13
5VK–E1186–00	1 – 17

CODIGO Nº	REF. Nº
5VK–E1454–00	3 – 18
5VK–E1531–00	3 – 17
5VK–E1536–00	3 – 16
5VK–E2151–00	4 – 8
5VK–E2161–00	4 – 9
5VK–E2170–20	5 – 1
5VK–E2231–00	5 – 10
5VK–E2241–00	5 – 11
5VK–E2405–00	7 – 9
5VK–E2413–00	7 – 2
5VK–E2436–00	6 – 1
5VK–E2437–00	7 – 13
5VK–E2437–10	7 – 14
5VK–E243A–10	9 – 28
10S–E244E–00	7 – 17
5VK–E2461–10	7 – 8
5VK–E2462–00	7 – 10
5VK–E2469–00	6 – 16
10S–E2498–00	7 – 16
5VK–E2577–00	6 – 22
5VK–E2578–10	7 – 5
5VK–E2579–10	7 – 19
5VK–E3181–00	8 – 15
5VK–E3327–00	8 – 8
5VK–E3356–00	8 – 7
5VK–E3415–10	8 – 11
5VK–E3545–00	9 – 33
5VK–E3586–10	9 – 1
5VK–E3591–00	9 – 25
5VK–E4411–00	9 – 3
5VK–E441A–00	9 – 5
5VK–E441E–00	9 – 10
5VK–E4437–00	9 – 9
5LW–E443E–00	9 – 18
5VK–E443E–00	9 – 15
5VK–E4451–00	9 – 8
5VK–E4452–00	9 – 6
5VK–E4453–00	9 – 4
5VK–E4457–00	9 – 11
5VK–E4611–10	11 – 1
5VK–E4621–00	11 – 8
5VK–E4628–00	11 – 5
5VK–E4711–20	11 – 9
5VK–E4721–20	11 – 19
5VK–E4728–30	11 – 11
5VK–E4747–00	11 – 12
5VK–E4748–30	11 – 21
5VK–E4757–00	11 – 22

CODIGO Nº	REF. Nº
5VK–E4882–00	11 – 38
5VK–E5100–00	12 – 1
5VK–E5118–00	13 – 25
5VK–E5199–00	14 – 24
5VK–E5371–00	9 – 21
5VK–E5383–00	12 – 16
5VK–E5416–00	13 – 27
5VK–E5421–00	13 – 16
5VK–E5431–00	13 – 19
5VK–E5441–01	13 – 23
5VK–E5451–10	13 – 2
5VK–E5453–10	13 – 28
5VK–E5462–10	13 – 20
5VK–E5517–00	14 – 5
5VK–E5522–00	14 – 4
5VK–E5560–00	14 – 6
5VK–E6111–00	15 – 1
5VK–E6150–00	15 – 6
5VK–E6382–00	15 – 24
5VK–E7121–10	16 – 10
5VK–E7131–10	16 – 5
5VK–E7141–10	16 – 2
5VK–E7151–10	16 – 6
5VK–E7211–10	16 – 22
5VK–E7221–10	16 – 14
5VK–E7231–10	16 – 18
5VK–E7241–10	16 – 21
5VK–E7251–10	16 – 17
5VK–E7401–00	16 – 1
5VK–E7402–00	16 – 13
5VK–E7460–10	16 – 32
5VK–E7466–00	13 – 17
5VK–E7471–00	16 – 29
5VK–E8110–01	18 – 2
5VK–E8113–00	18 – 3
5VK–E8144–00	17 – 9
5VK–E8501–00	17 – 6
5VK–E8502–00	17 – 7
5VK–E8503–00	17 – 8
5VK–E8699–00	17 – 20
5VK–F1110–10	19 – 1
5VK–F117F–10	35 – 28
5VK–F117M–10	35 – 18
5VK–F1315–00	19 – 9
5VK–F1316–00	19 – 6
10S–F137W–00	26 – 11
10S–F137W–10	26 – 11
10S–F137W–30	26 – 11

CODIGO Nº	REF. Nº
10S–F137X–00	26 – 16
10S–F137X–10	26 – 16
10S–F137X–30	26 – 16
5VK–F137Y–00	26 – 21
5VK–F1410–00	19 – 14
5VK–F1453–00	43 – 27
1D2–F1511–00	20 – 1
1D2–F1511–10	20 – 1
1D2–F1511–20	20 – 1
1D2–F1514–00	20 – 10
1D2–F1556–00	20 – 5
5WW–F1568–01	26 – 29
5VK–F160E–00	20 – 25
5VK–F1611–01	20 – 12
5VK–F1621–00	9 – 12
10S–F1651–00	20 – 23
10S–F1651–10	20 – 23
10S–F1651–30	20 – 23
1D2–F1668–00	22 – 40
5VK–F1685–00	20 – 18
10S–F1711–00	21 – 1
10S–F1721–00	21 – 5
10S–F172K–00	7 – 26
5VK–F1756–00	19 – 4
10S–F1871–00	21 – 8
10S–F2110–00	22 – 1
1D2–F213J–00	22 – 31
10S–F2151–00	22 – 9
5VK–F217A–00	22 – 12
1D2–F217F–00	22 – 18
5VK–F2243–00	23 – 5
10S–F2311–00	22 – 29
1D2–F3102–20	25 – 1
1D2–F3103–20	25 – 18
1D2–F3110–00	25 – 8
	25 – 25
1D2–F3111–00	25 – 14
	25 – 31
1D2–F3126–20	25 – 2
1D2–F3136–20	25 – 19
1D2–F3141–00	25 – 12
	25 – 29
5VK–F3144–00	25 – 6
	25 – 23
5VK–F3146–00	25 – 7
	25 – 24
5VK–F3149–00	25 – 13
	25 – 30

CODIGO Nº	REF. Nº
5VK–F3153–00	25 – 3
	25 – 20
5JH–F3158–00	25 – 16
	25 – 33
1D2–F3170–00	25 – 11
	25 – 28
5VK–F3173–00	25 – 10
	25 – 27
5VK–F317E–00	24 – 17
5VK–F317F–00	24 – 18
5VK–F317M–00	24 – 24
1D2–F3181–00	25 – 17
	25 – 34
5VK–F3340–00	25 – 36
5VK–F334G–00	25 – 38
5VK–F334H–00	25 – 39
5SE–F3394–00	25 – 37
5VK–F3430–00	24 – 15
5VK–F3441–00	24 – 21
5VK–F3442–00	24 – 22
3HL–F3459–10	25 – 35
5VK–F3466–00	24 – 29
5VK–F3472–00	24 – 4
10S–F4110–00–P0	26 – 1
5VK–F413B–01	26 – 25
	26 – 26
10S–F414K–00	39 – 17
5DN–F415A–10	26 – 30
5VK–F4186–00	26 – 8
5VK–F4491–00	26 – 2
1D2–F4731–30	27 – 2
1D2–F4731–90	27 – 2
1D2–F4731–A0	27 – 2
3VL–F4741–10	27 – 14
5VK–F474A–10	27 – 15
5VK–F474W–10	27 – 16
1D2–F4770–30	27 – 1
1D2–F4770–90	27 – 1
1D2–F4770–A0	27 – 1
5VK–F478E–00	27 – 9
5VK–F478X–00	27 – 12
5VK–F4792–00	27 – 7
1D2–F5104–00	28 – 7
5VK–F5183–00	28 – 12
1D2–F5186–00	28 – 14
1D2–F5304–00	30 – 13
10S–F5388–00	30 – 21
10S–F5389–00	30 – 22

CODIGO Nº	REF. Nº
1D2–F580T–01	29 – 3
5VK–F580W–10	31 – 3
10S–F581T–00	29 – 1
4CU–F5824–00	29 – 5
5SE–F5824–00	31 – 8
4CU–F5825–00	29 – 6
5DS–F5825–00	31 – 7
5VK–F582W–00	31 – 1
1D2–F5872–00	33 – 15
10S–F5873–00	35 – 23
5VK–F5875–00	35 – 26
5DS–F5917–00	31 – 9
1D2–F5919–00	29 – 8
5VK–F5919–10	31 – 6
1D2–F5924–00	29 – 7
5VK–F5924–10	31 – 5
1D2–F5925–00	29 – 9
1D2–F6110–10	32 – 1
1D2–F6124–00	32 – 2
1D2–F6219–00	32 – 3
1D2–F6246–00	32 – 6
1D2–F6280–00	32 – 13
1D2–F6290–00	32 – 14
5VK–F6311–00	32 – 7
5VK–F6312–00	32 – 8
5VK–F6335–00	32 – 10
5VK–F7211–00	35 – 1
5VK–F7311–10	34 – 13
5VK–F7411–10	34 – 1
5VK–F7412–10	34 – 2
5VK–F7416–00	34 – 24
	34 – 32
5VK–F741L–10	34 – 19
5VK–F7421–10	34 – 7
5VK–F7422–10	34 – 8
5VK–F742L–10	34 – 27
5VK–F7431–00	34 – 20
5VK–F7437–00	34 – 23
	34 – 31
5VK–F7441–00	34 – 28
5CH–F7491–10	31 – 10
5VK–F8100–10	27 – 19
5VK–F8116–00	27 – 20
5VK–F8199–E1	27 – 21
5VK–F8199–F1	27 – 21
5VK–F8199–G1	27 – 21
5VK–F8199–H1	27 – 21
5VK–F8199–S1	27 – 21

CODIGO Nº	REF. Nº
10S–F8351–00	39 – 1
10S–F8351–10	39 – 1
10S–F8351–30	39 – 1
5VK–H2115–00	42 – 11
5VK–H2116–00	14 – 23
5VK–H2121–00	9 – 13
5VK–H2122–00	9 – 14
5VK–H2590–20	42 – 20
5VK–H3310–00	37 – 1
5VK–H3311–00	37 – 3
	37 – 8
	37 – 14
	37 – 18
5VK–H3320–00	37 – 6
5VK–H3330–00	37 – 12
5VK–H3333–00	37 – 4
	37 – 9
	37 – 15
	37 – 19
5VK–H333A–00	37 – 2
	37 – 7
	37 – 13
	37 – 17
5VK–H3340–00	37 – 16
5VK–H3371–00	43 – 30
5VK–H3519–00	38 – 4
10S–H410A–00	39 – 5
5VK–H4118–00	39 – 15
5VK–H4312–00	39 – 10
5VK–H4314–00	39 – 6
5VK–H4332–00	39 – 16
5VK–H4334–00	39 – 14
3WW–H4347–00	39 – 8
5VK–H4359–10	39 – 22
5VK–H4393–00	39 – 7
5VK–H4397–00	39 – 9
5VK–H4710–10	40 – 1
5VK–H4714–00	40 – 4
5VK–H4721–00	40 – 2
5SE–H4724–00	40 – 6
5VK–H4735–00	40 – 5
5VK–H4743–00	40 – 3
3NC–H5130–00	40 – 11
3XP–W0041–00	33 – 2
3BN–W0042–50	35 – 4
1D2–W0045–00	29 – 4
5VK–W0046–00	31 – 4
5VK–W1473–20	11 – 10

CODIGO Nº	REF. Nº
5VK–W1473–20	11 – 20
2TV–W2470–00	27 – 10
3GM–W2585–21	33 – 4
5VK–W2587–00	33 – 1
5VK–W8250–11	42 – 12
5VK–WE343–00	8 – 10
5VK–WE541–00	13 – 1
5VK–WE544–00	13 – 31
90101–06815	39 – 12
90101–06X26	16 – 30
90101–08428	19 – 23
90101–08X05	30 – 23
90101–10659	22 – 25
90101–12742	23 – 3
90105–05361	24 – 3
	24 – 20
90105–06841	26 – 15
	26 – 20
90105–06X06	1 – 15
	7 – 3
90105–06X20	13 – 30
90105–06X24	21 – 10
90105–07004	5 – 8
90105–09002	1 – 6
90105–09003	1 – 8
90105–09004	1 – 7
90105–10040	19 – 12
90105–10077	2 – 4
90105–10078	2 – 3
90105–10638	29 – 10
90105–10811	34 – 12
90105–10813	34 – 6
90105–10814	34 – 14
90109–06419	8 – 21
90109–06577	33 – 8
90109–06799	41 – 4
90109–06816	31 – 2
90109–080G5	42 – 17
90109–085E2	11 – 29
90109–085G6	35 – 19
90110–06122	43 – 3
90110–08127	34 – 35
90110–08X02	27 – 17
90110–08X06	27 – 18
90111–05011	24 – 7
	26 – 13
	26 – 18
90111–06029	31 – 11

CODIGO Nº	REF. Nº
90111–06060	11 – 6
90111–06X05	7 – 18
90111–06X15	20 – 11
	22 – 32
90111–06X16	22 – 35
90111–08823	29 – 2
90111–08X05	20 – 8
90116–10485	30 – 9
90119–05193	24 – 6
90119–06044	35 – 17
90119–06096	20 – 4
90119–06105	15 – 13
90119–06118	20 – 19
90119–06192	42 – 1
90119–06861	22 – 30
90119–06X05	5 – 12
90123–08046	41 – 7
90149–05110	8 – 23
90149–05321	17 – 5
90149–06280	11 – 17
	11 – 27
90149–06298	35 – 29
90159–05083	39 – 3
90159–06078	21 – 2
	21 – 6
90164–05014	38 – 2
90169–05801	7 – 12
90169–05802	7 – 11
90170–06128	4 – 12
90170–08X00	30 – 24
90170–18003	3 – 23
90170–20274	15 – 5
90170–20327	15 – 20
90176–22081	24 – 13
90179–05523	42 – 3
90179–06635	27 – 4
90179–06X02	20 – 6
	22 – 34
90179–08148	41 – 8
90179–08442	11 – 30
90179–10658	19 – 8
	19 – 11
	19 – 13
90179–16448	3 – 9
90179–18003	16 – 34
90179–25615	24 – 10
90183–05061	24 – 5
	39 – 2

CODIGO Nº	REF. Nº
90183–05808	39 – 11
90183–06023	20 – 15
	20 – 20
90183–06X00	26 – 14
	26 – 19
90185–14002	22 – 21
90201–047A2	43 – 26
90201–05556	42 – 5
90201–05X08	36 – 5
90201–06026	37 – 22
90201–06057	40 – 9
90201–064K6	9 – 42
90201–06839	39 – 13
90201–06X00	22 – 33
90201–08083	35 – 21
90201–082H0	19 – 21
90201–08X03	20 – 9
90201–08X18	14 – 10
90201–08X19	15 – 25
90201–096J9	1 – 10
90201–10141	24 – 23
90201–101A4	2 – 5
90201–101J1	22 – 27
	34 – 16
90201–10X03	33 – 17
	35 – 25
90201–10X17	15 – 30
90201–10X18	14 – 7
90201–12541	6 – 10
90201–12X05	17 – 19
90201–12X06	17 – 16
90201–13013	22 – 28
90201–16013	3 – 8
90201–160F6	22 – 20
90201–17X01	17 – 18
90201–17X02	30 – 27
90201–208G4	16 – 23
90201–220T0	24 – 14
90201–30X00	3 – 15
90201–30X01	14 – 3
90202–26142	24 – 11
90209–20012	15 – 3
90209–21351	16 – 9
90209–21X00	16 – 3
	16 – 19
90209–22X00	16 – 8
90209–26348	16 – 15
90215–18X00	3 – 24

CODIGO Nº	REF. Nº
90215–20X00	15 – 4
90215–20X01	15 – 19
90215–21X00	16 – 33
90240–08124	35 – 20
90240–10X01	34 – 4
	34 – 10
90269–06008	7 – 27
90269–08066	20 – 24
	22 – 39
90280–05001	3 – 7
90282–05058	3 – 22
90282–07001	15 – 2
90338–06004	24 – 28
90338–08226	20 – 17
90338–08801	9 – 17
90338–28242	22 – 38
90340–14132	8 – 13
90340–14X00	13 – 10
90340–36X00	13 – 12
90380–22111	22 – 3
90387–05803	20 – 28
90387–06023	11 – 16
	11 – 26
90387–06042	7 – 23
90387–06066	22 – 11
90387–06088	37 – 23
90387–062M9	21 – 9
90387–065G0	39 – 19
	40 – 8
90387–065X7	20 – 2
90387–06648	20 – 22
90387–06852	31 – 12
90387–06X37	34 – 26
	34 – 34
90387–07037	9 – 44
90387–075H4	9 – 40
90387–07717	21 – 3
90387–08024	19 – 20
90387–087L0	20 – 3
90387–08X05	20 – 7
90387–10020	34 – 15
90387–127W0	22 – 24
90387–16011	22 – 16
90387–16012	22 – 17
90387–167R5	22 – 15
90387–17801	30 – 25
90387–17802	30 – 26
90387–21002	16 – 7

CODIGO Nº	REF. Nº
90387–25802	16 – 26
90401–08133	8 – 26
90401–10096	8 – 29
90401–10X03	33 – 16
	35 – 24
90430–05X00	8 – 24
90430–06014	6 – 12
90430–08119	19 – 3
90430–08X01	8 – 27
90430–09002	10 – 3
90430–10X00	8 – 30
90430–12X00	43 – 5
90430–22123	19 – 5
90445–08008	21 – 15
90445–08020	21 – 13
90445–11X01	8 – 42
90445–12004	9 – 29
90450–31X00	6 – 23
90450–32X04	7 – 6
	7 – 7
	7 – 20
	7 – 21
90450–59001	9 – 26
90450–72001	9 – 2
90462–07X00	12 – 11
90462–16X00	13 – 15
90464–07259	20 – 30
90464–11008	21 – 18
90464–12001	24 – 26
	32 – 11
90464–12089	38 – 6
	42 – 25
90464–13077	42 – 24
90464–15157	42 – 26
90464–15195	42 – 27
90464–16001	11 – 42
90464–16006	21 – 17
90464–16061	37 – 5
	37 – 10
	42 – 19
	43 – 15
90464–18004	32 – 12
90464–25004	41 – 18
90464–37257	11 – 41
90465–10044	1 – 16
90465–10045	2 – 7
90465–12013	12 – 12
90467–07138	9 – 37

CODIGO Nº	REF. Nº
90467–08003	21 – 14
	21 – 16
90467–10008	8 – 43
	19 – 30
90467–11090	9 – 30
90467–11108	9 – 31
	9 – 32
90467–12085	35 – 16
90467–12800	9 – 19
90467–13062	9 – 16
90467–14015	12 – 14
	12 – 15
90467–14800	9 – 23
90467–17089	11 – 36
	11 – 39
90467–170A0	11 – 40
90467–170A2	9 – 34
90467–17128	9 – 35
90467–17800	19 – 29
90467–17801	9 – 24
90467–19800	19 – 28
90467–23800	9 – 20
90480–01141	26 – 23
90480–01558	21 – 4
	21 – 7
90480–12581	11 – 15
	11 – 25
90480–13398	14 – 25
90480–14329	40 – 7
90480–14555	38 – 3
90480–15001	9 – 41
90480–15058	39 – 20
90480–15316	39 – 21
90480–18276	7 – 22
	9 – 45
90480–20566	9 – 27
90501–04X01	8 – 34
90501–06022	17 – 2
90501–10312	33 – 10
90501–12X02	34 – 21
	34 – 29
90501–260A1	15 – 12
90506–20002	34 – 18
90506–20369	35 – 2
90508–16X00	15 – 23
90508–20X00	34 – 3
90508–20X01	34 – 9
90560–17306	30 – 2

CODIGO Nº	REF. Nº
91317–04025	43 – 25
91317–05008	8 – 9
91317–05010	26 – 4
91317–05014	36 – 4
91317–05020	41 – 6
91317–05035	43 – 16
91317–06012	6 – 21
	8 – 31
	13 – 14
	13 – 26
91317–06014	43 – 13
91317–06016	8 – 41
	12 – 17
	24 – 30
91317–06018	1 – 19
91317–06020	6 – 17
	8 – 12
	18 – 4
91317–06025	5 – 14
	8 – 38
	13 – 5
	13 – 18
	13 – 34
91317–06030	1 – 9
	12 – 5
	13 – 22
91317–06035	13 – 4
	13 – 33
	37 – 20
91317–06040	2 – 6
91317–06045	12 – 6
91317–06050	6 – 24
	13 – 6
	13 – 7
91317–06055	12 – 7
91317–06060	12 – 8
91317–06080	12 – 9
91317–06090	12 – 10
91317–06095	8 – 22
91317–08025	14 – 9
91317–08030	24 – 27
91380–06016	11 – 34
91401–16012	35 – 22
91401–25020	34 – 5
	34 – 11
91808–16X00	12 – 3
	13 – 29
	13 – 32

CODIGO Nº	REF. Nº
91810–14X00	8 – 37
92017–06014	37 – 11
	38 – 5
92017–06020	39 – 18
92017–06030	36 – 3
92017–06035	8 – 4
92907–05600	41 – 15
92907–06600	33 – 14
92907–08200	19 – 25
93101–12173	6 – 8
93101–14164	13 – 24
93101–25106	3 – 21
93102–12106	17 – 14
93102–15212	15 – 28
93102–35368	16 – 28
93106–22019	22 – 4
93106–23002	28 – 4
	30 – 4
93106–30029	30 – 8
93108–35004	22 – 6
93109–17071	22 – 23
93109–20076	22 – 14
93210–07X01	8 – 20
	12 – 4
93210–10X00	8 – 36
93210–11X00	8 – 16
93210–13X00	8 – 3
	13 – 8
93210–14X00	13 – 11
93210–15620	35 – 5
93210–15X00	8 – 40
93210–19123	19 – 27
93210–21X00	6 – 20
93210–22X00	16 – 27
93210–29X00	43 – 2
93210–33X00	6 – 18
93210–35X00	13 – 13
93210–41X00	7 – 4
93210–61750	6 – 4
93210–64X01	8 – 19
93210–78X00	1 – 18
93210–96X00	1 – 14
93306–00106	6 – 5
93306–00304	15 – 9
93306–004XL	16 – 12
93306–004XM	16 – 31
93306–07209	5 – 2
93306–20348	28 – 3

CODIGO Nº	REF. Nº
93306–20348	30 – 3
93306–205XA	16 – 11
93306–30437	30 – 6
93306–305X4	16 – 25
93306–305YH	3 – 20
93306–305YJ	3 – 19
93306–308Y0	3 – 10
93310–530C7	14 – 2
93310–84010	3 – 5
93315–11206	17 – 13
93315–22251	22 – 2
93315–31502	15 – 29
93315–31759	22 – 22
93315–32053	22 – 13
93317–11020	15 – 27
93332–000Y5	24 – 1
93332–000Y6	24 – 8
93410–11X00	8 – 6
93410–17X00	17 – 17
93410–20825	16 – 24
93440–10X00	1 – 3
93440–11024	14 – 13
93440–25084	16 – 4
	16 – 20
93440–28062	16 – 16
93450–24824	3 – 14
93501–04X00	34 – 22
	34 – 30
93503–08007	8 – 33
93603–16219	6 – 13
93612–16X00	1 – 12
94435–17002	28 – 6
94435–17007	28 – 6
94442–17002	30 – 14
94442–17003	30 – 14
94568–B6110	30 – 19
94591–57126	5 – 9
94701–00X09	1 – 11
95024–08016	19 – 16
95024–08040	11 – 14
	11 – 24
95027–06008	43 – 20
95027–06010	43 – 31
95027–06012	5 – 7
	35 – 27
95027–06014	27 – 11
95027–06020	42 – 9
95027–06025	6 – 7

CODIGO Nº	REF. Nº
95027–08040	24 – 16
95604–06200	34 – 25
	34 – 33
95604–16200	30 – 28
95606–06100	33 – 9
95607–05100	43 – 17
95607–05200	40 – 12
95607–06100	37 – 21
	41 – 5
95607–06200	40 – 10
95607–08100	19 – 24
95607–10200	24 – 25
	30 – 11
95607–14200	22 – 37
95614–10100	22 – 26
95617–08618	1 – 4
95617–10100	34 – 17
95617–12100	23 – 4
95704–06500	9 – 46
95707–06500	27 – 8
	43 – 8
95807–06010	7 – 15
95807–06012	20 – 14
95807–06014	20 – 21
95807–06016	43 – 28
95807–06020	22 – 10
95807–08012	19 – 2
95814–08035	11 – 4
95814–10070	19 – 7
95814–10100	19 – 10
95817–06035	14 – 22
95827–06012	26 – 9
95827–06020	9 – 43
95827–06025	9 – 38
95827–06030	9 – 39
95827–08040	19 – 22
97007–05012	20 – 27
97007–05025	42 – 4
97007–06025	33 – 13
97507–06525	7 – 24
97707–60020	20 – 16
9770M–50025	9 – 7
98507–05020	41 – 17
98507–05030	41 – 11
98507–05045	41 – 12
	41 – 16
98507–05055	41 – 14
98507–06012	10 – 4

CODIGO Nº	REF. Nº
98706–04012	33 – 3
99001–07600	15 – 26
99001–10600	17 – 15
99009–10400	15 – 31
99009–12400	6 – 15
99530–12016	12 – 2
	13 – 3
	13 – 9
	13 – 21
99530–14016	12 – 18

CODIGO Nº	REF. Nº

CODIGO Nº	REF. Nº